


GPS for the Body<sup>®</sup>

## CALYPSO<sup>®</sup> SYSTEM

4D Localization System for  
Precise Prostate Radiation Therapy



Upstate Cancer Center<sup>™</sup>  
at University Hospital

# CALYPSO<sup>®</sup> SYSTEM

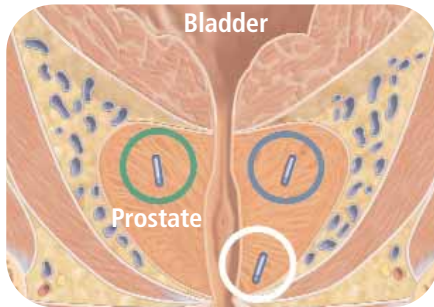
## 4D Localization System for Precise Prostate Radiation Therapy

With this state-of-the-art treatment, cancer cells can now be targeted with more precision, sparing healthy tissue. Because organs (lung, prostate, stomach, etc.) move naturally during radiation treatment, it is important to account for this movement. The Calypso<sup>®</sup> System uses radio frequency waves to accurately align your prostate for each radiation treatment. The position of the prostate is also monitored at all times during the radiation delivery. It's truly GPS for the Body<sup>®</sup>.

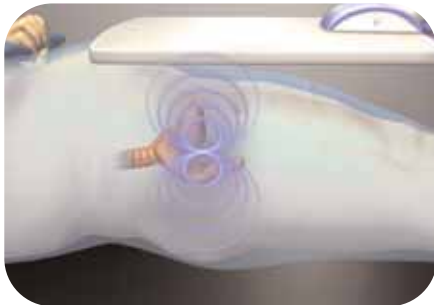
### How the Calypso<sup>®</sup> System Works

1. Three, tiny permanent Beacon<sup>®</sup> electromagnetic transponders are implanted into your prostate in an outpatient procedure. Each transponder is about as small as a grain of rice and will not interfere with your daily activities.
2. During radiation therapy, the electromagnetic transponders communicate with the Calypso<sup>®</sup> System using radio frequency waves. These transponders are not radioactive, just a communication device. You will not feel anything unusual during your radiation treatment.
3. The Calypso<sup>®</sup> System provides continuous, real time monitoring of the prostate and alerts the radiation therapists if the prostate moves even slightly. The therapists can then make any necessary changes in your position and then realign the radiation beam for more precision.


1



2



3



Calypso® and GPS for the Body® are registered trademarks  
of Calypso® Medical Technologies, Inc.

**[upstate.edu/calypso](http://upstate.edu/calypso)**



State University of New York

**Upstate Medical University**

750 East Adams Street  
Syracuse, NY 13210