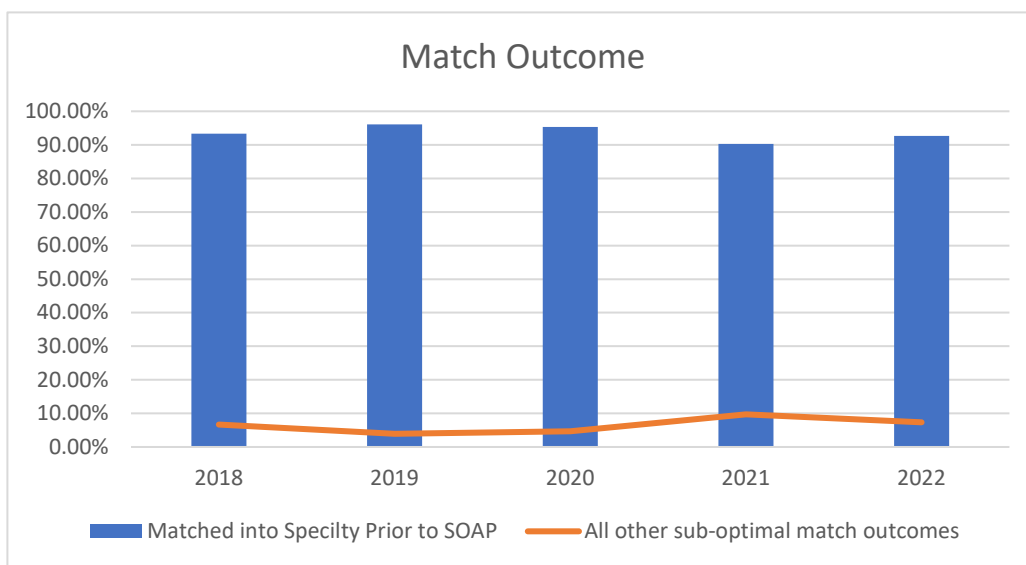


**SUNY Upstate College of Medicine
Match Report 2022**

		Graduation Year				
		2018 N=149	2019 N=153	2020 N=151	2021 N=175	2022 N=150
Match Prior to SOAP	*Matched into specialty	93.29%	96.08%	95.36%	90.29%	92.67%
	**Only PGY1 Year	0.67%	0.65%	0.00%	1.14%	4.67%
Total Matched Prior to SOAP		93.96%	96.73%	95.36%	91.43%	97.33%
Matched in the SOAP	***Matched into specialty	1.34%	1.96%	1.99%	2.29%	0.67%
	****Only PGY1 Year	2.68%	1.31%	1.99%	3.43%	2.00%
Total Matched in the SOAP		4.03%	3.27%	3.97%	5.72%	2.67%
*****Did not Match		2.01%	0.00%	0.66%	2.86%	0.00%



* Includes all students who matched into a specialty prior to the SOAP, including those who early matched and military matched.

** Includes students who only matched into a preliminary/transitional year but who opted not to enter the SOAP.

*** Includes all students who matched into their specialty in the SOAP, including those who matched into a PGY1 year prior to the SOAP.

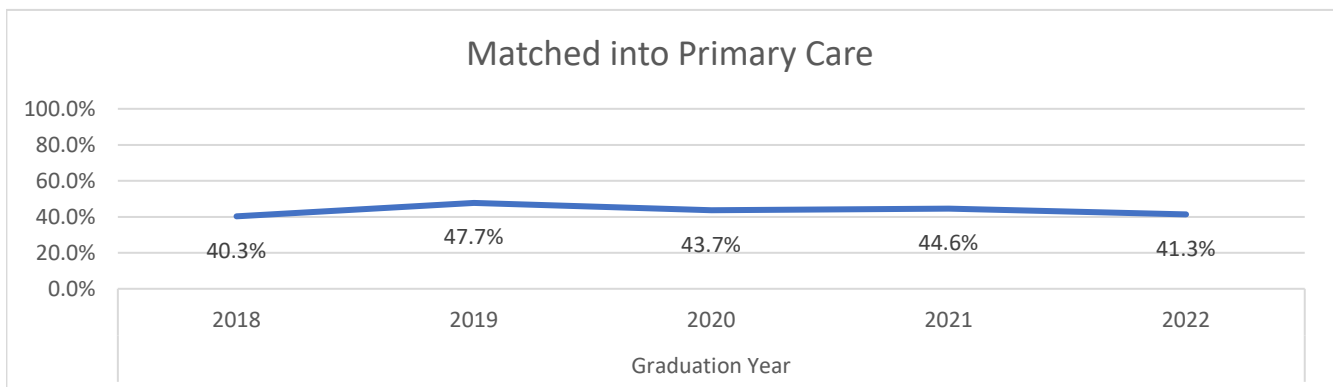
**** Includes all students who entered the SOAP but only matched into a preliminary/transitional year.

***** Includes all students who entered the NRMP but did not match into either a PGY1 year or a specialty. This includes both students who entered the SOAP but did not match and students who decided not to enter the SOAP. This also includes students who, after not matching, decided to delay graduation.

Percentage of SUNY Upstate Graduates Who Matched Into Each Specialty/Year

	Graduation Year				
	2018	2019	2020	2021	2022
Did not match into a specialty	5.37%	1.96%	2.65%	7.43%	6.67%
Anesthesiology	4.03%	7.84%	8.61%	5.71%	4.67%
Child Neurology	0.00%	0.65%	0.00%	0.57%	0.00%
Dermatology	0.00%	1.31%	0.00%	1.71%	0.67%
Diagnostic Radiology	2.68%	1.96%	1.32%	4.00%	3.33%
Emergency Medicine	11.41%	9.80%	13.91%	9.14%	16.00%
Family Medicine	9.40%	13.73%	15.23%	7.43%	11.33%
General Surgery	10.74%	2.61%	5.30%	4.00%	2.00%
Internal Medicine	17.45%	17.65%	15.89%	18.86%	13.33%
Interventional Radiology	0.00%	0.65%	0.66%	0.57%	0.00%
Medicine-Pediatrics	0.00%	0.00%	1.32%	4.57%	4.00%
Medicine-Primary	2.01%	0.65%	0.00%	2.86%	3.33%
Neurological Surgery	1.34%	0.65%	1.99%	0.57%	0.00%
Neurology	2.68%	2.61%	0.66%	1.14%	2.67%
Obstetrics-Gynecology	4.70%	3.27%	4.64%	4.00%	2.67%
Ophthalmology	2.01%	1.31%	0.66%	1.14%	1.33%
Orthopedic Surgery	2.68%	5.23%	3.31%	3.43%	4.00%
Otolaryngology	2.01%	2.61%	1.32%	1.14%	0.00%
Pathology	0.67%	0.65%	0.66%	1.71%	0.67%
Pediatrics	6.71%	11.76%	6.62%	6.86%	6.67%
Pediatrics-Primary	0.00%	0.65%	0.00%	0.00%	0.00%
Physical medicine and rehabilitation	0.67%	1.96%	1.32%	2.29%	3.33%
Plastic Surgery	1.34%	0.00%	0.00%	0.57%	0.67%
Psychiatry	6.04%	7.19%	9.93%	6.29%	10.00%
Radiation Oncology	2.68%	0.65%	1.99%	1.71%	0.67%
Urology	2.01%	2.61%	1.32%	1.14%	1.33%
Vascular Surgery	1.34%	0.00%	0.66%	1.14%	0.67%

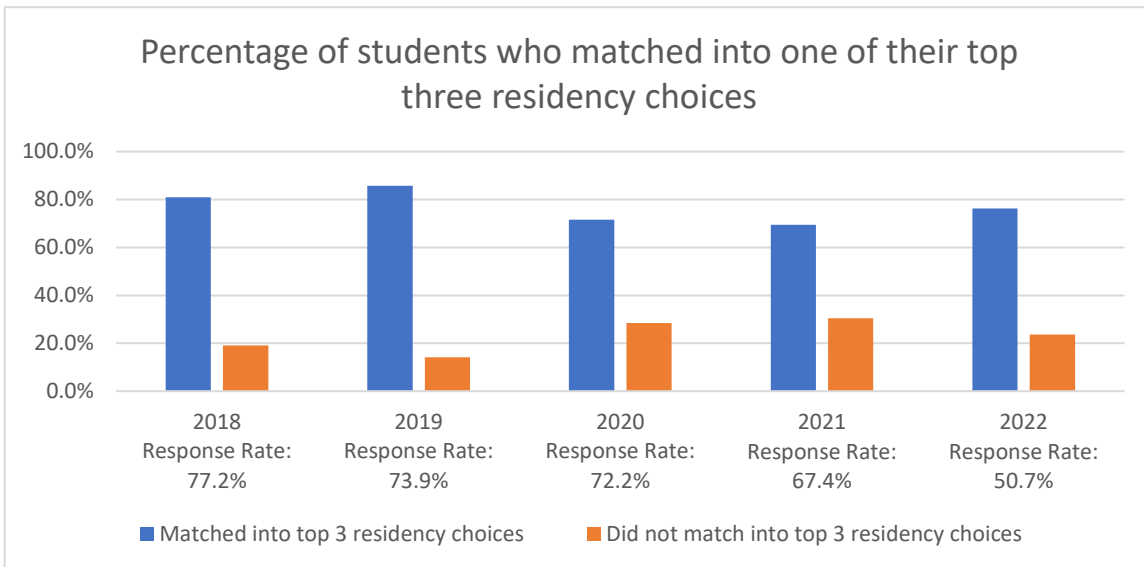
	Graduation Year				
	2018	2019	2020	2021	2022
Matched into Primary Care	40.3%	47.7%	43.7%	44.6%	41.3%



Percentage of SUNY Upstate graduates per year who matched into one of their top 3 residency programs

*Only includes students who completed the Pre-NRMP survey and who matched into a specialty prior to the SOAP

	2018 Response Rate: 77.2%	2019 Response Rate: 73.9%	2020 Response Rate: 72.2%	2021 Response Rate: 67.4%	2022 Response Rate: 50.7%
Matched into top 3 residency choices	80.9%	85.8%	71.6%	69.5%	76.3%
Did not match into top 3 residency choices	19.1%	14.2%	28.4%	30.5%	23.7%

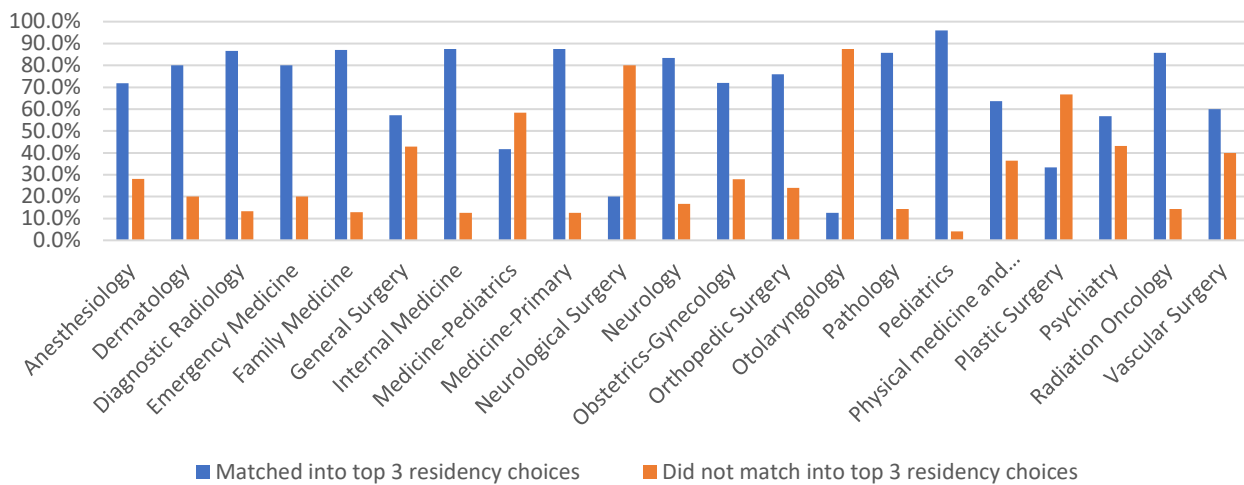


Percentage of SUNY Upstate graduates per specialty who matched into one of their top 3 residency programs
2022 Graduates

* Only includes specialties in which 3 or more students within the specialty completed the Pre-NRMP survey.

	Matched into top 3 residency choices	Did not match into top 3 residency choices
Anesthesiology	71.9%	28.1%
Dermatology	80.0%	20.0%
Diagnostic Radiology	86.7%	13.33%
Emergency Medicine	80.0%	20.0%
Family Medicine	87.1%	12.9%
General Surgery	57.1%	42.9%
Internal Medicine	87.5%	12.5%
Medicine-Pediatrics	41.7%	58.3%
Medicine-Primary	87.5%	12.5%
Neurological Surgery	20.0%	80.0%
Neurology	83.3%	16.7%
Obstetrics-Gynecology	72.0%	28.0%
Orthopedic Surgery	76.0%	24.0%
Otolaryngology	12.5%	87.5%
Pathology	85.7%	14.3%
Pediatrics	95.9%	4.1%
Physical medicine and rehabilitation	63.6%	36.4%
Plastic Surgery	33.3%	66.7%
Psychiatry	56.8%	43.2%
Radiation Oncology	85.7%	14.3%
Vascular Surgery	60.0%	40.0%

Matched into Top 3 Residency Choices By Specialty
2018-2022



Results and Data

2022 Main Residency Match[®]

Requests for permission to use these data, as well as questions about the content of this publication or any National Resident Matching Program data, may be directed to NRMP at datarequest@nrmp.org.

Questions about the NRMP should be directed to Donna L. Lamb, D.HSc., M.B.A., B.S.N., President and CEO at admin@nrmp.org.

Suggested Citation

National Resident Matching Program, Results and Data: 2022 Main Residency Match®. National Resident Matching Program, Washington, DC. 2022.

To order copies of this publication, please contact:
National Resident Matching Program
2121 K Street, NW, Suite 1000, Washington, DC 20037
Phone: 202-400-2233, Fax: 202-354-4586

Price
(Shipping not included)
\$50.00 - RDMAIN2022

Copyright © 2022 National Resident Matching Program, 2121 K Street, NW, Suite 1000, Washington, DC 20037 USA. All rights reserved. Permission to use, copy and/or distribute any documentation and/or related images from this publication shall be expressly obtained from the NRMP.

NATIONAL RESIDENT MATCHING PROGRAM

2121 K Street, NW
Suite 1000
Washington, DC 20037

The NRMP is governed by a 20-member Board of Directors, including:

- Chair, Chair-Designate, Secretary/Treasurer, and Immediate Past Chair
- One Designated Institutional Official
- One Osteopathic Physician
- Two graduate medical education program directors
- Three medical students, one of whom is enrolled in a US DO medical school
- Three resident physicians, one who is a US DO graduate and one who is an international medical graduate
- One public member

Officers

- **Chair:** Donna D. Elliott, M.D., Ed.D., Vice Dean for Medical Education, Keck School of Medicine, University of Southern California
- **Chair Designate:** Deborah S. Clements, M.D., Chair, Family and Community Medicine, Northwestern University Feinberg School of Medicine
- **Secretary/Treasurer:** Cathy Lazarus, M.D., Associate Dean for Student Affairs and Records LSU Health Sciences Center
- **President and Chief Executive Officer:** Donna L. Lamb, DHSc., MBA., BSN., National Resident Matching Program

Board Members, 2021-2022

- Keith B. Armitage, M.D., Vice Chair for Education, Department of Medicine, University Hospital Case Medical Center
- Ricardo J. Bello, M.D., M.P.H., Resident Physician, UMass Memorial Medical Center, Worcester, MA
- Carol Berkowitz, M.D., F.A.A.P., F.A.C.E.P., Executive Vice Chair, Department of Pediatrics, Harbor-UCLA Medical Center
- Natasha Bray, D.O. M.S.Ed, Interim Dean, Oklahoma State University College of Osteopathic Medicine of the Cherokee Nation
- E. Sander Connolly, Jr., M.D., Vice Chair, Department of Neurological Surgery, Columbia University College of Physicians and Surgeons
- Nikhil Goyal, M.B.B.S., Director of Medical Education, Designated Institutional Official, Henry Ford Wyandotte Hospital
- Holly J. Humphrey, M.D., M.A.C.P., President, The Josiah Macy Jr. Foundation
- Michael G. Kavan, Ph.D., Associate Dean for Student Affairs, Creighton University School of Medicine
- Sydney N. Miller, D.O. Candidate, Michigan State University College of Osteopathic Medicine
- Tiffany Morton, M.D./M.P.H. Candidate, The Ohio State University College of Medicine
- Alvin E. Roth, Ph.D., Professor of Economics, Stanford University
- Edward S. Salsberg, M.P.A., Director of Health Workforce Studies, Health Workforce Institute, George Washington University
- Steven J. Scheinman, M.D., President and Dean (ret.), Geisinger Commonwealth School of Medicine
- Katherine A. Scribner, D.O., Clinical Fellow, University of Southern California
- Morgan B. Swanson, M.D./Ph.D. Candidate, University of Iowa Carver College of Medicine
- Christopher Traner, M.D., Clinical Fellow, Yale-New Haven Hospital, New Haven, CT

Table of Contents

NRMP Board of Directors	i
About the NRMP	iv
Figure 1. Applicants and 1st Year Positions in The Match, 1952-2022	iv
Definitions.....	v
Introduction.....	vi
Table 1A. Match Summary for MD Seniors, 2022.....	1
Table 1B. Match Summary for DO Seniors, 2022.....	4
Table 2. Matches by Specialty and Applicant Type, 2022	6
Table 3. Positions Offered in the Matching Program, 2018-2022	9
Table 4. Applicants in the Matching Program, 2018-2022.....	12
Figure 2. Number of Active Applicants and Percent Matched to PGY-1 Positions, 2017-2021	13
Figure 3. Positions per All Active and Active U.S. Senior Applicant, 1976-2022	15
Table 5. Number of PGY-1 Positions per Active Applicant, 1976-2022	15
Figure 4. PGY-1 Match Rates by Applicant Type, 1990-2022.....	17
Table 6. PGY-1 Match Rates, 1992-2022.....	17
Table 7A. Positions Offered and Number Filled by MD Seniors and All Applicants, 2018-2022	19
Table 7B. Positions Offered and Number Filled by DO Seniors and All Applicants, 2018-2022	22
Figure 5. Number of Positions Offered and Filled for Selected Specialties, 2022	24
Table 8. Positions Offered and Percent Filled by MD Seniors and All Applicants, 2018-2022	25
Table 9. All Applicants Matched to PGY-1 Positions by Specialty, 2018-2022.....	27
Table 10. MD Seniors Matched to PGY-1 Positions by Specialty, 2018-2022.....	29
Table 11. DO Seniors Matched to PGY-1 Positions by Specialty, 2018-2022.....	30
Table 12. Foreign-Trained Physicians Matched to PGY-1 Positions by Specialty, 2018-2022	31
Table 13A.U.S. MD Seniors and U.S. DO Seniors Choices by Specialty, 2022.....	32
Table 13B.U.S. IMG and Non-U.S. IMG Choices by Specialty, 2022.....	34
Table 14A.Match Results for U.S. MD Seniors and U.S. DO Seniors Who Ranked Each Specialty as Their Only Choice, 2022	35
Table 14B.Match Results for U.S. IMG and Non-U.S. IMG Who Ranked Each Specialty as Their Only Choice, 2022	36
Figure 6. Percentages of Unmatched MD Seniors and DO Seniors Who Ranked Each Specialty as Their Only Choice, 2022	37
Table 15. Matches from MD Seniors' and Independent Applicants' Rank Order Lists, 1997-2022.....	38
Figure 7. Percent of Matches by Choice and Type of Applicant, 2022	40
Table 16. Number of Couples in the Match and Match Outcome, 1987-2022.....	41
Figure 8. Number of Couples in the Match and Match Outcome, 1987-2022.....	42

Table of Contents (Continued)

Table 17. Average Number of Ranked Applicants Needed to Fill Each Position by Specialty, 2018-2022	43
Table 18. Participating Programs and Positions Filled in SOAP, 2021-2022.....	46
Table 19. SOAP Applicants Accepting Positions by Type, 2021-2022.....	47
Figure 9. Offers Extended in SOAP, 2012-2022	47
NRMP Program Results 2022 Main Residency Match.....	48

About the NRMP

The National Resident Matching Program® (NRMP®) is a private, not-for-profit corporation established in 1952 to optimize the rank-ordered choices of applicants and program directors for clinical training in the United States. The NRMP is not an application processing service; rather, it provides an impartial venue for matching applicants' and programs' preferences for each other using an internationally recognized mathematical algorithm.

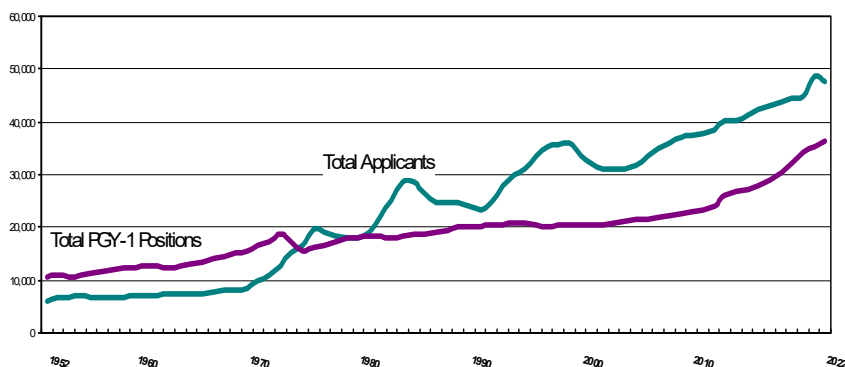
The first Main Residency Match® ("the Match") was conducted in 1952 when 10,400 internship positions were available for 6,000 graduating U.S. medical school seniors. By 1973, there were 19,000 positions for just over 10,000 graduating U.S. seniors. Following the demise of internships in 1975, the number of first-year post-graduate (PGY-1) positions declined to 15,700; however, the number of PGY-1 positions gradually increased through 1994 before declining slowly until 1998. Since that time, the number of PGY-1 positions has only increased. This year, an all-time high 36,277 PGY-1 positions were offered

(Figure 1), the nineteenth consecutive annual increase. The total number of positions, at 39,205, also was an all-time high.

The trend in the total number of applicants is more dramatic, rising from 6,000 in 1952 to 36,056 in 1999. After a decline of 5,052 applicants from 1999 to 2003, the number had risen each year since the 2004 Match until this year. In 2022, there were 47,675 registrants, representing a decrease of 1,025 from 2021.

For more information about the NRMP, please visit: www.nrmp.org. Additional data and reports for the Main Residency Match and the Specialties Matching Service® (SMS®) are at: <http://www.nrmp.org/match-data-analytics/residency-data-reports> and <http://www.nrmp.org/match-data-analytics/fellowship-data-reports/>. Instructions on how to request NRMP data also are provided.

Figure 1 Applicants and 1st Year Positions in the Match, 1952 - 2022



Definitions/Organizations

ACGME	Accreditation Council for Graduate Medical Education.
Active Applicant	An applicant who submits a certified rank order list of programs.
All In Policy	Any program registering for the Match must attempt to fill all positions through the Match or another national matching plan.
Applicant Type	<p>The NRMP classifies applicants for the Main Residency Match into eight types:</p> <ul style="list-style-type: none">• A 4th-year medical student in a U.S. allopathic medical school accredited by the Liaison Committee on Medical Education (LCME) with a graduation date after July 1 in the year before the Match; also referred to as a <i>U.S. MD senior</i>.• A 4th-year medical student in a U.S. osteopathic medical school accredited by the Commission on Osteopathic College Accreditation (COCA) with a graduation date after July 1 in the year before the Match; also referred to as a <i>U.S. DO senior</i>.• <i>Previous Graduate of U.S. MD Medical School (U.S. MD Grad)</i>: A graduate of a U.S. allopathic school of medicine accredited by the LCME with a graduation date before July 1 in the year before the Match. Previous U.S. graduates are not sponsored by their medical schools.• <i>Previous Graduate of U.S. DO Medical School (U.S. DO Grad)</i>: A graduate of a U.S. osteopathic school of medicine accredited by the COCA with a graduation date before July 1 in the year before the Match. Previous U.S. DO graduates are not sponsored by their medical schools.• <i>Student/Graduate of Canadian Medical School (Canadian)</i>: A senior student or graduate of a Canadian school of medicine accredited by the Committee on Accreditation of Canadian Medical Schools (CACMS).• <i>Graduate of Fifth Pathway Program (5th Pathway)</i>: A graduate of a U.S. Fifth Pathway program.• <i>U.S. Citizen Student/Graduate of International Medical School (U.S. IMG)</i>: A U.S. citizen who attended an international medical school.• <i>Non-U.S. Citizen Student/Graduate of International Medical School (Non-U.S. IMG)</i>: A non-U.S. citizen who attended an international medical school. <p>In this report, applicant types are sometimes combined into a smaller number of groups.</p> <ul style="list-style-type: none">• <i>Foreign-Trained Physicians</i>: Includes U.S. citizen and non-U.S. citizen students and graduates of international medical schools.• <i>Others</i>: Includes previous graduates of MD and DO medical schools, Canadian and Fifth Pathway applicants.
Couple	Any two applicants who register as a couple in the Match. The NRMP allows couples to form pairs of choices on their primary rank order lists, which are considered in rank order when the matching algorithm is processed. Couples match to the most preferred pair of programs where each partner has been offered a position.
PGY-1 & PGY-2	Post-graduate year one and post-graduate year two.
Program Type	<p>The NRMP classifies programs for the Main Residency Match into five types:</p> <ul style="list-style-type: none">• <i>Categorical (C)</i> programs: Programs that begin in the PGY-1 year and provide the full training required for specialty board certification.• <i>Primary (M)</i> programs: Categorical programs in primary care medicine and primary care pediatrics that begin in the PGY-1 year and provide the full training required for specialty board certification.• <i>Preliminary (P)</i> programs: One-year programs that begin in the PGY-1 year and provide prerequisite training for advanced programs.• <i>Advanced (A)</i> programs: Programs that begin in the PGY-2 year after a year of prerequisite training.• <i>Physician (R)</i> programs: Programs that are reserved for physicians who have had prior graduate medical education. Reserved programs offer PGY-2 positions that begin in the year of the Match and thus are not available to senior medical students.
SOAP	The Supplemental Offer and Acceptance Program® (SOAP®) is a process by which eligible unmatched applicants in the Main Residency Match apply for and are offered positions that did not fill when the matching algorithm was processed.

Introduction

This report summarizes data from the National Resident Matching Program (NRMP) 2022 Main Residency Match, the largest in NRMP history when measured by the number of positions offered (39,205) and filled (36,943). The 36,277 PGY-1 positions offered constituted an all-time high and an increase of 1,083 over 2021; more than half the increase was attributable to growth in Family Medicine and Internal Medicine. The number of active applicants (42,549) was also at an all-time high, with 41 more active applicants compared to 2021. The 2022 Match was the first since 2003 in which the number of registrants decreased compared to the prior year (47,675 in 2022 vs 48,700 in 2021).

Position Fill Rate

A successful Match is measured not just by volume, but also by how well it matches the preferences of applicants and program directors who submitted certified rank order lists. Based on that criterion, the overall position fill rate for the 2022 Match was 94.2 percent. After the matching algorithm was processed, 2,262 of the 39,205 positions were unfilled. There were an additional 96 positions that were unfilled in programs that did not submit a rank order list, bringing the total unfilled to 2,358. Of those, 2,262 were placed in the Match Week Supplemental Offer and Acceptance Program (SOAP). There were 99 SOAP-participating programs with 151 positions unfilled at the conclusion of SOAP. A total of 162 programs and 247 positions remained on the List of Unfilled Programs at the conclusion of SOAP, prior to the List opening for program updates.

Applicant Trends

This year, 42,549 active applicants (those who submitted certified rank order lists of programs) vied for the 36,277 first-year and 2,928 second-year (including physician (R)) residency positions. U.S. MD senior students comprised 19,902 of the active applicants, 36 more than in 2021. The PGY-1 match rate for U.S. MD seniors was 92.9 percent. Historically, the PGY-1 match rate for U.S. MD seniors has been 92-95 percent.

The number of U.S. DO senior students continues to grow. An all-time high of 7,303 U.S. DO seniors submitted rank order lists of programs, 202 more than in 2021, and 6,664 of them matched to PGY-1 positions. The PGY-1 match rate for U.S. DO seniors in 2022 was 91.3 percent, up 2.2 percentage points from last year.

Fewer U.S. citizen and non-U.S. citizen students and graduates of international medical schools (IMGs) registered for the Match than in 2021. Of the 5,048 U.S. IMGs who submitted rank order lists of programs, 3,099 matched to a PGY-1 position for a match rate of 61.4 percent. Of the 7,864 non-U.S. citizen IMGs who submitted rank order lists of programs, 4,571 matched to a PGY-1 position for a match rate of 58.1 percent.

Other features of interest include:

- In 2022, the overall number of registered applicants was 47,675, the second highest in the history of the Match.
- The number of registered non-U.S. citizen IMGs was 10,094, 624 fewer than last year.
- Among all matched U.S. MD seniors, 48.5 percent matched to their first-choice programs (an increase of 2.1 percentage points over 2021); 74.5 percent of U.S. MD seniors matched to one of their top three choices (an increase of 2.2 percentage points over 2021).
- Among all matched U.S. DO seniors, 47.7 percent matched to their first-choice programs (an increase of 5.3 percentage points over 2021); 76.7 percent matched to one of their top three choices (an increase of 4.5 percentage points over 2021).

Couples

The NRMP began offering the couples match in 1984. In the 2022 Match, 2,444 individuals participated as couples, 4 fewer than 2021. The PGY-1 match rate was 93.7 percent.

Other Notable Trends

Match results can serve as indicators of future physician workforce trends. Highlights in 2022 include:

- With a total of 19,902 active U.S. MD senior applicants, the ratio of PGY-1 positions per active U.S. MD senior was 1.82, the highest since 1976. 7,303 active U.S. DO seniors resulted in a ratio of PGY-1 positions per active U.S. DO senior of 4.97. Collectively, 12,912 active IMG applicants (both U.S. IMGs and non-U.S. IMGs) account for nearly a third (30.3 percent) of all active applicants, with a ratio of PGY-1 positions per active IMG applicant of 2.81.
- Primary care specialties offered record-high numbers of positions with high position fill rates, although fill rates decreased this year.
 - In 2022, a total of 6,693 U.S. MD seniors, 3,676 U.S. DO seniors, 2,134 U.S. IMGs and 3,242 non-U.S. IMGs matched to categorical positions in Family Medicine, Internal Medicine, and Pediatrics.
 - Though the number of positions offered for Internal Medicine (Categorical) has fluctuated, 9,380 positions were available in 2022, the highest number on record, and 8,915 were filled (95.0 percent; 0.7 percentage points fewer than 2021). U.S. MD seniors filled 37.2 percent, 1.8 percentage points fewer than last year; U.S. DO seniors filled 17.1 percent, an increase of 0.7 percentage points over last year. U.S. IMGs filled 12.1 percent, 1.2 percentage points fewer than last year. Non-U.S. IMGs filled 26 percent, an increase of 1.5 percentage points over last year.
 - In 2022, Family Medicine offered 4,916 positions, 4,451 of which were filled (90.5 percent; 5.2 percentage points fewer than 2021). U.S. MD seniors (1,541) filled 31.3 percent of the positions; however, a record number of U.S. DO seniors (1,494) matched, accounting for 30.4 percent of the available positions in the specialty. U.S. IMGs (777) filled 15.8 percent of the positions while non-U.S. IMGs (457) filled 9.3 percent.
 - Pediatrics (Categorical) has gained positions every year since 2005 and offered 2,942 positions in 2022. The overall fill rate was 97.2 percent (1.4 percentage points fewer than 2021), with 56.5 percent filled by U.S. MD seniors, 19.7 percent filled by U.S. DO seniors, and 19.5 percent filled by IMGs.
- The number of Emergency Medicine positions has grown every year since the specialty joined the Match in 1983. This year, 2,921 positions were offered of which 2,702 were filled. The position fill rate fell by 7 percentage points, with 54.5 percent of positions filled by U.S. MD seniors, 25.8 percent filled by U.S. DO seniors, and 7.6 percent filled by IMGs.
- In 2022, 12,836 applicants were eligible to participate in SOAP, 1,279 fewer than in 2021, representing a considerable decrease. Of the 2,262 positions placed in SOAP, 2,111 positions filled, 338 more than 2021.

We hope you find the data contained in the following pages useful as you reflect on the 2022 Match and prepare for future Matches.

Donna L. Lamb, D.HSc., M.B.A., B.S.N.,
President and Chief Executive Officer
National Resident Matching Program
2121 K Street NW, Suite 1000
Washington, DC 20037
admin@nrmp.org

Table 1

Table 1 summarizes the 2022 Main Residency Match and shows the numbers of participating programs, offered positions, and unfilled programs. It also provides ranking and matching data for U.S. MD seniors (Table 1A) and U.S. DO seniors (Table 1B).

Using Anesthesiology PGY-1 as an example on Table 1A:

- The first three columns (“No. of Programs,” “Positions Offered,” and “Unfilled Programs”) show that 165 programs offered 1,509 Anesthesiology PGY-1 positions and that 1 of those programs was unfilled after the matching algorithm had been processed.
- The numbers of U.S. MD senior applicants and total applicants are provided in the next two columns under “No. of Applicants.” In 2022, 1,489 U.S. MD seniors ranked at least one Anesthesiology program, and 2,691 applicants in total ranked Anesthesiology. Note that the figures do not mean that Anesthesiology was the preferred choice of those applicants.
- The next two columns (under “No. of Matches”) show that 1,054 of the 1,509 PGY-1 positions offered in Anesthesiology were filled by U.S. MD seniors, with 1,508 filled by all applicants.
- The fill rates (calculated as positions filled divided by positions offered) can be found in the two columns under “% Filled.” Of the 1,509 PGY-1 positions offered in Anesthesiology, 69.8 percent were filled by U.S. MD seniors and 99.9 percent were filled overall.
- The “Ranked Positions” columns show that, collectively, U.S. MD seniors ranked the positions offered by those Anesthesiology programs 15,846 times and the total number of ranks by all applicants was 22,181.

The 2022 Match offered 39,205 positions, 1,099 more than 2021; of those, 36,277 were PGY-1 positions, 1,083 more than last year.

Table 1A Match Summary for MD Seniors, 2022

Specialty	No. of Programs	Positions Offered	Unfilled Programs	No. of Applicants*		No. of Matches*		% Filled		Ranked Positions	
				MD Seniors	Total	MD Seniors	Total	MD Seniors	Total	MD Seniors	Total
PGY- 1 Positions											
Anesthesiology	165	1,509	1	1,489	2,691	1,054	1,508	69.8	99.9	15,846	22,181
Child Neurology	75	166	14	118	231	102	150	61.4	90.4	1,588	2,198
Dermatology	14	30	1	240	302	24	28	80.0	93.3	342	440
Emergency Medicine	277	2,921	69	1,695	3,081	1,593	2,702	54.5	92.5	24,562	38,174
Emergency Med-Anesthesiology	1	2	0	3	6	1	2	50.0	100.0	3	6
Emergency Med-Family Med	3	7	0	17	38	4	7	57.1	100.0	23	52
Family Medicine	745	4,916	176	1,789	7,425	1,541	4,451	31.3	90.5	22,939	63,480
Family Med-Preventive Med	2	2	0	9	22	0	2	0.0	100.0	9	23
Internal Medicine (Categorical)	641	9,380	91	4,120	13,844	3,491	8,915	37.2	95.0	52,100	113,873
Medicine-Anesthesiology	2	3	0	15	20	2	3	66.7	100.0	15	20
Medicine-Dermatology	5	8	0	34	42	7	8	87.5	100.0	63	76
Medicine-Emergency Med	12	31	0	72	120	22	31	71.0	100.0	347	489
Medicine-Medical Genetics	5	5	2	9	17	3	3	60.0	60.0	18	28
Medicine-Pediatrics	78	392	0	403	587	332	392	84.7	100.0	4,666	5,468
Medicine-Preliminary (PGY-1 Only)	353	1,774	52	3,644	5,804	1,261	1,624	71.1	91.5	56,793	70,290
Medicine-Preventive Med	4	8	0	31	108	5	8	62.5	100.0	33	116
Medicine-Primary	86	429	3	851	2,382	248	424	57.8	98.8	3,168	5,241
Medicine-Psychiatry	12	24	0	63	95	20	24	83.3	100.0	258	317
Interventional Radiology (Integrated)	24	45	0	174	246	37	45	82.2	100.0	703	885
Neurodevelopmental Disabilities	4	5	0	18	27	3	5	60.0	100.0	42	56
Neurological Surgery	115	240	0	275	391	202	240	84.2	100.0	4,361	4,955
Neurology	139	772	7	593	1,463	393	761	50.9	98.6	6,110	10,576
Obstetrics-Gynecology	288	1,503	3	1,358	2,161	1,106	1,499	73.6	99.7	15,778	21,035
OB/GYN-Preliminary (PGY-1 Only)	15	18	6	99	169	4	9	22.2	50.0	141	236
Orthopedic Surgery	210	875	0	1,086	1,470	705	875	80.6	100.0	10,613	12,588
Osteo Neuromusculoskeletal Med	5	16	2	0	23	0	13	0.0	81.3	0	53
Otolaryngology	134	361	0	463	574	316	361	87.5	100.0	5,276	5,855
Pathology	168	631	10	248	994	231	619	36.6	98.1	2,924	8,135
Pediatrics (Categorical)	235	2,942	28	1,871	3,824	1,661	2,861	56.5	97.2	25,389	39,475
Pediatrics-Anesthesiology	5	6	0	16	20	6	6	100.0	100.0	34	46
Pediatrics-Emergency Med	4	9	0	25	34	6	9	66.7	100.0	65	85
Pediatrics-Medical Genetics	23	30	2	23	50	18	28	60.0	93.3	177	261
Pediatrics-P M & R	3	3	0	12	14	3	3	100.0	100.0	26	30
Pediatrics-Preliminary	18	23	2	88	135	16	21	69.6	91.3	499	575
Pediatrics-Primary	14	74	1	289	646	31	73	41.9	98.6	453	876
Peds/Psych/Child Psych	8	21	0	51	62	20	21	95.2	100.0	186	201
Physical Medicine & Rehab	43	180	0	317	701	104	180	57.8	100.0	1,544	2,842
Plastic Surgery (Integrated)	86	194	0	281	351	173	194	89.2	100.0	2,924	3,137
Psychiatry	352	2,047	11	1,437	2,908	1,253	2,030	61.2	99.2	16,232	24,942
Psychiatry-Family Medicine	6	10	0	44	59	10	10	100.0	100.0	109	131
Psychiatry-Neurology	4	4	1	16	25	2	3	50.0	75.0	29	44
Radiation Oncology	5	10	1	82	108	7	9	70.0	90.0	114	161
Radiology-Diagnostic	34	132	0	716	1,156	73	132	55.3	100.0	1,719	2,780
Surgery (Categorical)	342	1,622	3	1,467	3,071	1,059	1,619	65.3	99.8	17,477	25,462
Surgery-Preliminary (PGY-1 Only)	251	1,150	142	1,008	2,077	304	632	26.4	55.0	6,905	10,799
Thoracic Surgery	35	47	0	76	111	41	47	87.2	100.0	804	949
Transitional (PGY-1 Only)	195	1,616	44	2,729	4,472	920	1,404	56.9	86.9	33,476	47,071
Vascular Surgery	68	84	0	100	168	72	84	85.7	100.0	1,895	2,190
Total PGY- 1	5,313	36,277	672	29,564	64,325	18,486	34,075	51.0	93.9	338,778	548,903

Table 1A Match Summary for MD Seniors, 2022 (Continued)

Specialty	No. of Programs	Positions Offered	Unfilled Programs	No. of Applicants*		No. of Matches*		% Filled		Ranked Positions	
				MD Seniors	Total	MD Seniors	Total	MD Seniors	Total	MD Seniors	Total
PGY- 2 Positions											
Anesthesiology	58	346	0	1,094	1,812	232	346	67.1	100.0	5,792	7,881
Child Neurology	4	7	0	32	56	2	7	28.6	100.0	33	61
Dermatology	138	492	2	613	851	408	489	82.9	99.4	4,562	5,439
Interventional Radiology (Integrated)	66	123	0	199	300	99	123	80.5	100.0	1,775	2,150
Neurodevelopmental Disabilities	2	3	0	11	17	3	3	100.0	100.0	21	28
Neurology	42	233	1	465	928	165	232	70.8	99.6	2,218	3,337
Nuclear Medicine	1	1	1	0	0	0	0	0.0	0.0	0	0
Osteo Neuromusculoskeletal Med	1	2	0	0	8	0	2	0.0	100.0	0	8
Physical Medicine & Rehab	69	338	1	325	771	172	336	50.9	99.4	2,854	5,217
Radiation Oncology	83	166	25	111	189	97	134	58.4	80.7	1,807	2,514
Radiology-Diagnostic	172	997	1	1,105	1,850	713	996	71.5	99.9	13,228	17,858
Radiology-Nuclear Med	3	3	0	18	42	2	3	66.7	100.0	24	54
Total PGY- 2	639	2,711	31	3,973	6,824	1,893	2,671	69.8	98.5	32,314	44,547
Physician (R) Positions**											
Anesthesiology	55	114	4	0	312	0	108	0.0	94.7	0	995
Child Neurology	16	15	7	0	11	0	8	0.0	53.3	0	48
Dermatology	17	22	1	0	68	0	21	0.0	95.5	0	107
Interventional Radiology (Integrated)	1	1	0	0	2	0	1	0.0	100.0	0	2
Neurodevelopmental Disabilities	1	1	0	0	1	0	1	0.0	100.0	0	1
Neurology	8	9	0	0	33	0	9	0.0	100.0	0	48
Osteo Neuromusculoskeletal Med	1	6	1	0	8	0	4	0.0	66.7	0	8
Physical Medicine & Rehab	10	14	1	0	66	0	13	0.0	92.9	0	132
Radiation Oncology	7	9	3	0	17	0	6	0.0	66.7	0	36
Radiology-Diagnostic	19	26	0	0	123	0	26	0.0	100.0	0	248
Total Physician (R)	135	217	17	0	641	0	197	0.0	90.8	0	1,625
GRAND TOTAL	6,087	39,205	720	33,537	71,790	20,379	36,943	52.0	94.2	371,092	595,075

* Applicants can rank multiple specialties. In 2022, 2,347 applicants matched to both PGY-1 and PGY-2 positions; of those applicants, 1,819 were U.S. MD seniors.

** Physician (R) positions are PGY-2 positions starting in the year of the Match that are reserved for applicants who have had prior graduate medical education. Physician positions are not available to senior medical students. In previous *Results and Data Books*, the numbers of R positions were small and they were included in the categorical position counts. In 2014, NRMP began listing R positions separately.

Table 1B Match Summary for DO Seniors, 2022

Specialty	No. of Programs	Positions Offered	Unfilled Programs	No. of Applicants*		No. of Matches*		% Filled		Ranked Positions	
				DO Seniors	Total	DO Seniors	Total	DO Seniors	Total	DO Seniors	Total
PGY- 1 Positions											
Anesthesiology	165	1,509	1	505	2,691	263	1,508	17.4	99.9	3,575	22,181
Child Neurology	75	166	14	29	231	15	150	9.0	90.4	284	2,198
Dermatology	14	30	1	40	302	3	28	10.0	93.3	55	440
Emergency Medicine	277	2,921	69	850	3,081	753	2,702	25.8	92.5	10,186	38,174
Emergency Med-Anesthesiology	1	2	0	2	6	1	2	50.0	100.0	2	6
Emergency Med-Family Med	3	7	0	13	38	1	7	14.3	100.0	18	52
Family Medicine	745	4,916	176	2,013	7,425	1,494	4,451	30.4	90.5	23,642	63,480
Family Med-Preventive Med	2	2	0	6	22	1	2	50.0	100.0	6	23
Internal Medicine (Categorical)	641	9,380	91	2,030	13,844	1,602	8,915	17.1	95.0	22,603	113,873
Medicine-Anesthesiology	2	3	0	1	20	0	3	0.0	100.0	1	20
Medicine-Dermatology	5	8	0	3	42	1	8	12.5	100.0	4	76
Medicine-Emergency Med	12	31	0	31	120	9	31	29.0	100.0	108	489
Medicine-Medical Genetics	5	5	2	2	17	0	3	0.0	60.0	2	28
Medicine-Pediatrics	78	392	0	69	587	39	392	9.9	100.0	545	5,468
Medicine-Preliminary (PGY-1 Only)	353	1,774	52	891	5,804	151	1,624	8.5	91.5	8,110	70,290
Medicine-Preventive Med	4	8	0	6	108	0	8	0.0	100.0	6	116
Medicine-Primary	86	429	3	231	2,382	33	424	7.7	98.8	365	5,241
Medicine-Psychiatry	12	24	0	11	95	3	24	12.5	100.0	30	317
Interventional Radiology (Integrated)	24	45	0	47	246	3	45	6.7	100.0	127	885
Neurodevelopmental Disabilities	4	5	0	2	27	2	5	40.0	100.0	5	56
Neurological Surgery	115	240	0	24	391	9	240	3.8	100.0	154	4,955
Neurology	139	772	7	187	1,463	132	761	17.1	98.6	1,780	10,576
Obstetrics-Gynecology	288	1,503	3	396	2,161	242	1,499	16.1	99.7	3,523	21,035
OB/GYN-Preliminary (PGY-1 Only)	15	18	6	20	169	1	9	5.6	50.0	30	236
Orthopedic Surgery	210	875	0	205	1,470	111	875	12.7	100.0	1,210	12,588
Osteo Neuromusculoskeletal Med	5	16	2	15	23	10	13	62.5	81.3	34	53
Otolaryngology	134	361	0	41	574	21	361	5.8	100.0	238	5,855
Pathology	168	631	10	89	994	76	619	12.0	98.1	1,118	8,135
Pediatrics (Categorical)	235	2,942	28	682	3,824	580	2,861	19.7	97.2	7,853	39,475
Pediatrics-Anesthesiology	5	6	0	1	20	0	6	0.0	100.0	3	46
Pediatrics-Emergency Med	4	9	0	8	34	3	9	33.3	100.0	18	85
Pediatrics-Medical Genetics	23	30	2	1	50	1	28	3.3	93.3	5	261
Pediatrics-P M & R	3	3	0	2	14	0	3	0.0	100.0	4	30
Pediatrics-Preliminary	18	23	2	16	135	3	21	13.0	91.3	25	575
Pediatrics-Primary	14	74	1	82	646	9	73	12.2	98.6	106	876
Peds/Psych/Child Psych	8	21	0	10	62	1	21	4.8	100.0	14	201
Physical Medicine & Rehab	43	180	0	275	701	55	180	30.6	100.0	1,102	2,842
Plastic Surgery (Integrated)	86	194	0	10	351	0	194	0.0	100.0	25	3,137
Psychiatry	352	2,047	11	494	2,908	387	2,030	18.9	99.2	4,517	24,942
Psychiatry-Family Medicine	6	10	0	9	59	0	10	0.0	100.0	16	131
Psychiatry-Neurology	4	4	1	4	25	1	3	25.0	75.0	9	44
Radiation Oncology	5	10	1	5	108	1	9	10.0	90.0	8	161
Radiology-Diagnostic	34	132	0	240	1,156	41	132	31.1	100.0	690	2,780
Surgery (Categorical)	342	1,622	3	397	3,071	212	1,619	13.1	99.8	3,355	25,462
Surgery-Preliminary (PGY-1 Only)	251	1,150	142	248	2,077	56	632	4.9	55.0	990	10,799
Thoracic Surgery	35	47	0	4	111	1	47	2.1	100.0	13	949
Transitional (PGY-1 Only)	195	1,616	44	983	4,472	338	1,404	20.9	86.9	11,221	47,071
Vascular Surgery	68	84	0	16	168	1	84	1.2	100.0	75	2,190
Total PGY- 1	5,313	36,277	672	11,246	64,325	6,666	34,075	18.4	93.9	107,810	548,903

Table 1B Match Summary for DO Seniors, 2022 (Continued)

Specialty	No. of Programs	Positions Offered	Unfilled Programs	No. of Applicants*		No. of Matches*		% Filled		Ranked Positions	
				DO Seniors	Total	DO Seniors	Total	DO Seniors	Total	DO Seniors	Total
PGY- 2 Positions											
Anesthesiology	58	346	0	305	1,812	53	346	15.3	100.0	971	7,881
Child Neurology	4	7	0	11	56	3	7	42.9	100.0	13	61
Dermatology	138	492	2	85	851	38	489	7.7	99.4	383	5,439
Interventional Radiology (Integrated)	66	123	0	54	300	18	123	14.6	100.0	257	2,150
Neurodevelopmental Disabilities	2	3	0	2	17	0	3	0.0	100.0	3	28
Neurology	42	233	1	123	928	23	232	9.9	99.6	409	3,337
Nuclear Medicine	1	1	1	0	0	0	0	0.0	0.0	0	0
Osteo Neuromusculoskeletal Med	1	2	0	5	8	2	2	100.0	100.0	5	8
Physical Medicine & Rehab	69	338	1	290	771	127	336	37.6	99.4	1,886	5,217
Radiation Oncology	83	166	25	10	189	7	134	4.2	80.7	136	2,514
Radiology-Diagnostic	172	997	1	293	1,850	132	996	13.2	99.9	2,316	17,858
Radiology-Nuclear Med	3	3	0	1	42	1	3	33.3	100.0	1	54
Total PGY- 2	639	2,711	31	1,179	6,824	404	2,671	14.9	98.5	6,380	44,547
Physician (R) Positions**											
Anesthesiology	55	114	4	0	312	0	108	0.0	94.7	0	995
Child Neurology	16	15	7	0	11	0	8	0.0	53.3	0	48
Dermatology	17	22	1	0	68	0	21	0.0	95.5	0	107
Interventional Radiology (Integrated)	1	1	0	0	2	0	1	0.0	100.0	0	2
Neurodevelopmental Disabilities	1	1	0	0	1	0	1	0.0	100.0	0	1
Neurology	8	9	0	0	33	0	9	0.0	100.0	0	48
Osteo Neuromusculoskeletal Med	1	6	1	0	8	0	4	0.0	66.7	0	8
Physical Medicine & Rehab	10	14	1	0	66	0	13	0.0	92.9	0	132
Radiation Oncology	7	9	3	0	17	0	6	0.0	66.7	0	36
Radiology-Diagnostic	19	26	0	0	123	0	26	0.0	100.0	0	248
Total Physician (R)	135	217	17	0	641	0	197	0.0	90.8	0	1,625
GRAND TOTAL	6,087	39,205	720	12,425	71,790	7,070	36,943	18.0	94.2	114,190	595,075

* Applicants can rank multiple specialties. In 2022, 2,347 applicants matched to both PGY-1 and PGY-2 positions; Of those applicants, 369 were U.S. DO seniors.

** Physician (R) positions are PGY-2 positions starting in the year of the Match that are reserved for applicants who have had prior graduate medical education. Physician positions are not available to senior medical students. In previous *Results and Data Books*, the numbers of R positions were small and they were included in the categorical position counts. In 2014, NRMP began listing R positions separately.

Table 2

Table 2 shows the number of matches per specialty by applicant type. There was considerable variation in the numbers between applicant types. The data are described in more detail in Tables 10-12.

For example, the top five specialties to which U.S. MD seniors matched were:

- Internal Medicine (Categorical) (3,739)
- Pediatrics (Categorical) (1,692)
- Emergency Medicine (1,593)
- Family Medicine (1,541)
- Anesthesiology (1,286)

For U.S. MD graduates, the top five specialties were:

- Internal Medicine (Categorical) (164)
- Anesthesiology (159)
- Surgery (Categorical) (156)
- Family Medicine (Categorical) (87)
- Emergency Medicine (75)

For U.S. DO seniors, the top five specialties were:

- Internal Medicine (Categorical) (1,635)
- Family Medicine (1,494)
- Emergency Medicine (753)
- Pediatrics (Categorical) (589)
- Psychiatry (387)

For U.S. DO graduates, the top five specialties were:

- Family Medicine (94)
- Internal Medicine (Categorical) (86)
- Emergency Medicine (59)
- Surgery (Categorical) (30)
- Anesthesiology (40)

For U.S. citizen students and graduates of international medical schools (“U.S. IMG”), the top five specialties were:

- Internal Medicine (Categorical) (1,162)
- Family Medicine (777)
- Pediatrics (Categorical) (231)
- Psychiatry (188)
- Emergency Medicine (176)

For non-U.S. citizen students and graduates of international medical schools (“Non-U.S. IMG”), the top five specialties were:

- Internal Medicine (Categorical) (2,545)
- Family Medicine (457)
- Pediatrics (Categorical) (375)
- Pathology (212)
- Neurology (200)

Note: PGY-1 only tracks were not included in the above list.

Table 2 Matches by Specialty and Applicant Type, 2022

Specialty	Number of Positions	Number Filled	MD Senior	MD Grad	DO Senior	DO Grad	Others	U.S. IMG	Non-U.S. IMG	Number Unfilled
PGY- 1 Positions										
Anesthesiology	1,509	1,508	1,054	53	263	20	0	57	61	1
Child Neurology	166	150	102	1	15	1	1	8	22	16
Dermatology	30	28	24	0	3	0	0	0	1	2
Emergency Medicine	2,921	2,702	1,593	75	753	59	1	176	45	219
Emergency Med-Anesthesiology	2	2	1	0	1	0	0	0	0	0
Emergency Med-Family Med	7	7	4	0	1	0	0	1	1	0
Family Medicine	4,916	4,451	1,541	87	1,494	94	1	777	457	465
Family Med-Preventive Med	2	2	0	0	1	0	0	1	0	0
Internal Medicine (Categorical)	9,380	8,915	3,491	164	1,602	85	5	1,133	2,435	465
Medicine-Anesthesiology	3	3	2	0	0	0	0	0	1	0
Medicine-Dermatology	8	8	7	0	1	0	0	0	0	0
Medicine-Emergency Med	31	31	22	0	9	0	0	0	0	0
Medicine-Medical Genetics	5	3	3	0	0	0	0	0	0	2
Medicine-Pediatrics	392	392	332	2	39	0	0	9	10	0
Medicine-Preliminary (PGY-1 Only)	1,774	1,624	1,261	15	151	6	0	63	128	150
Medicine-Preventive Med	8	8	5	0	0	0	0	1	2	0
Medicine-Primary	429	424	248	3	33	1	0	29	110	5
Medicine-Psychiatry	24	24	20	0	3	0	0	1	0	0
Interventional Radiology (Integrated)	45	45	37	1	3	1	0	1	2	0
Neurodevelopmental Disabilities	5	5	3	0	2	0	0	0	0	0
Neurological Surgery	240	240	202	11	9	0	0	2	16	0
Neurology	772	761	393	6	132	3	0	64	163	11
Obstetrics-Gynecology	1,503	1,499	1,106	56	242	12	1	42	40	4
OB/GYN-Preliminary (PGY-1 Only)	18	9	4	1	1	0	0	1	2	9
Orthopedic Surgery	875	875	705	36	111	4	0	8	11	0
Osteo Neuromusculoskeletal Med	16	13	0	0	10	3	0	0	0	3
Otolaryngology	361	361	316	19	21	1	0	2	2	0
Pathology	631	619	231	29	76	9	0	62	212	12
Pediatrics (Categorical)	2,942	2,861	1,661	36	580	10	0	224	350	81
Pediatrics-Anesthesiology	6	6	6	0	0	0	0	0	0	0
Pediatrics-Emergency Med	9	9	6	0	3	0	0	0	0	0
Pediatrics-Medical Genetics	30	28	18	0	1	0	0	3	6	2
Pediatrics-P M & R	3	3	3	0	0	0	0	0	0	0
Pediatrics-Preliminary	23	21	16	0	3	0	0	0	2	2
Pediatrics-Primary	74	73	31	1	9	0	0	7	25	1
Peds/Psych/Child Psych	21	21	20	0	1	0	0	0	0	0
Physical Medicine & Rehab	180	180	104	4	55	1	0	8	8	0
Plastic Surgery (Integrated)	194	194	173	9	0	1	0	4	7	0
Psychiatry	2,047	2,030	1,253	45	387	24	0	188	133	17
Psychiatry-Family Medicine	10	10	10	0	0	0	0	0	0	0
Psychiatry-Neurology	4	3	2	0	1	0	0	0	0	1
Radiation Oncology	10	9	7	0	1	0	0	0	1	1
Radiology-Diagnostic	132	132	73	3	41	2	0	3	10	0
Surgery (Categorical)	1,622	1,619	1,059	156	212	30	1	80	81	3
Surgery-Preliminary (PGY-1 Only)	1,150	632	304	26	56	10	1	68	167	518
Thoracic Surgery	47	47	41	0	1	0	0	2	3	0
Transitional (PGY-1 Only)	1,616	1,404	920	17	338	5	0	73	51	212
Vascular Surgery	84	84	72	3	1	1	0	1	6	0
Total PGY-1	36,277	34,075	18,486	859	6,666	383	11	3,099	4,571	2,202

Table 2 Matches by Specialty and Applicant Type, 2022 (Continued)

Specialty	Number of Positions	Number Filled	MD Senior	MD Grad	DO Senior	DO Grad	Others	U.S. IMG	Non-U.S. IMG	Number Unfilled
<u>PGY- 2 Positions</u>										
Anesthesiology	346	346	232	23	53	7	0	23	8	0
Child Neurology	7	7	2	1	3	1	0	0	0	0
Dermatology	492	489	408	27	38	5	0	5	6	3
Interventional Radiology (Integrated)	123	123	99	3	18	0	0	1	2	0
Neurodevelopmental Disabilities	3	3	3	0	0	0	0	0	0	0
Neurology	233	232	165	1	23	0	0	9	34	1
Nuclear Medicine	1	0	0	0	0	0	0	0	0	1
Osteo Neuromusculoskeletal Med	2	2	0	0	2	0	0	0	0	0
Physical Medicine & Rehab	338	336	172	7	127	15	0	8	7	2
Radiation Oncology	166	134	97	8	7	0	0	9	13	32
Radiology-Diagnostic	997	996	713	53	132	7	0	32	59	1
Radiology-Nuclear Med	3	3	2	0	1	0	0	0	0	0
Total PGY-2	2,711	2,671	1,893	123	404	35	0	87	129	40
<u>Physician (R) Positions</u>										
Anesthesiology	114	108	0	83	0	13	0	7	5	6
Child Neurology	15	8	0	3	0	2	0	1	2	7
Dermatology	22	21	0	10	0	6	0	4	1	1
Interventional Radiology (Integrated)	1	1	0	1	0	0	0	0	0	0
Neurodevelopmental Disabilities	1	1	0	0	0	0	0	1	0	0
Neurology	9	9	0	4	0	2	0	0	3	0
Osteo Neuromusculoskeletal Med	6	4	0	0	0	3	0	1	0	2
Physical Medicine & Rehab	14	13	0	5	0	6	0	1	1	1
Radiation Oncology	9	6	0	3	0	1	0	2	0	3
Radiology-Diagnostic	26	26	0	19	0	5	0	0	2	0
Total Physician (R)	217	197	0	128	0	38	0	17	14	20
GRAND TOTAL	39,205	36,943	20,379	1,110	7,070	456	11	3,203	4,714	2,262

Table 3

Table 3 shows the numbers of positions offered by specialty between 2018 and 2022. The 2022 Match offered 36,277 PGY-1 positions, an increase of 6,045 (20.0 percent) over 2018. The combined increase of PGY-1 and PGY-2 positions was 6,078 (18.5 percent) over 2018.

In 2022, the number of positions in Internal Medicine (Categorical), Family Medicine, and Pediatrics was 17,741, 3,338 (23.2 percent) more than in 2018.

Specialties that have increased or decreased in matched applicants by at least 10 percent and 10 positions in the Match between 2018 and 2022 are highlighted in Table 3 with arrows.

Table 3

Positions Offered in the Matching Program, 2018 - 2022

Specialty	2022		2021		2020		2019		2018	
	No.	%	No.	%	No.	%	No.	%	No.	%
PGY-1 Positions										
▲ Anesthesiology	1,509	4.2	1,460	4.1	1,370	4.0	1,337	4.2	1,253	4.1
▲ Child Neurology	166	0.5	159	0.5	159	0.5	145	0.5	134	0.4
Dermatology	30	0.1	30	0.1	31	0.1	30	0.1	25	0.1
▲ Emergency Medicine	2,921	8.1	2,840	8.1	2,665	7.8	2,488	7.7	2,278	7.5
Emergency Med-Anesthesiology	2	0.0	2	0.0	0	0.0	1	0.0	2	0.0
Emergency Med-Family Med	7	0.0	7	0.0	6	0.0	4	0.0	4	0.0
▲ Family Medicine	4,916	13.6	4,823	13.7	4,662	13.6	4,107	12.8	3,629	12.0
Family Medicine-ONMM	0	0.0	0	0.0	2	0.0	1	0.0	4	0.0
Family Med-Preventive Med	2	0.0	2	0.0	3	0.0	4	0.0	3	0.0
▲ Internal Medicine (Categorical)	9,380	25.9	9,024	25.6	8,697	25.4	8,116	25.2	7,542	24.9
Medicine-Anesthesiology	3	0.0	4	0.0	3	0.0	5	0.0	6	0.0
Medicine-Dermatology	8	0.0	8	0.0	6	0.0	7	0.0	6	0.0
Medicine-Emergency Med	31	0.1	31	0.1	30	0.1	26	0.1	26	0.1
Medicine-Family Medicine	0	0.0	0	0.0	0	0.0	0	0.0	2	0.0
Medicine-Medical Genetics	5	0.0	4	0.0	4	0.0	3	0.0	1	0.0
Medicine-Pediatrics	392	1.1	385	1.1	390	1.1	390	1.2	382	1.3
Medicine-Preliminary (PGY-1 Only)	1,774	4.9	1,833	5.2	1,911	5.6	1,944	6.0	1,883	6.2
Medicine-Preventive Med	8	0.0	5	0.0	7	0.0	6	0.0	6	0.0
▲ Medicine-Primary	429	1.2	441	1.3	430	1.3	396	1.2	374	1.2
Medicine-Psychiatry	24	0.1	24	0.1	23	0.1	23	0.1	24	0.1
▲ Interventional Radiology (Integrated)	45	0.1	41	0.1	38	0.1	37	0.1	35	0.1
Neurodevelopmental Disabilities	5	0.0	6	0.0	4	0.0	4	0.0	4	0.0
Neurological Surgery	240	0.7	234	0.7	232	0.7	232	0.7	225	0.7
▲ Neurology	772	2.1	715	2.0	682	2.0	617	1.9	552	1.8
▲ Obstetrics-Gynecology	1,503	4.1	1,460	4.1	1,443	4.2	1,395	4.3	1,336	4.4
OB/GYN-Preliminary (PGY-1 Only)	18	0.0	18	0.1	18	0.1	18	0.1	21	0.1
▲ Orthopedic Surgery	875	2.4	868	2.5	849	2.5	755	2.3	742	2.5
▲ Osteo Neuromusculoskeletal Med	16	0.0	12	0.0	10	0.0	2	0.0	2	0.0
▲ Otolaryngology	361	1.0	350	1.0	350	1.0	328	1.0	315	1.0
Pathology	631	1.7	611	1.7	603	1.8	601	1.9	601	2.0
Pediatrics (Categorical)	2,942	8.1	2,901	8.2	2,864	8.4	2,847	8.8	2,768	9.2
Pediatrics-Anesthesiology	6	0.0	8	0.0	7	0.0	7	0.0	7	0.0
Pediatrics-Emergency Med	9	0.0	8	0.0	8	0.0	8	0.0	8	0.0
▲ Pediatrics-Medical Genetics	30	0.1	27	0.1	22	0.1	21	0.1	20	0.1
Pediatrics-P M & R	3	0.0	2	0.0	4	0.0	4	0.0	3	0.0
Pediatrics-Preliminary	23	0.1	24	0.1	19	0.1	24	0.1	19	0.1
▼ Pediatrics-Primary	74	0.2	75	0.2	92	0.3	90	0.3	90	0.3
Peds/Psych/Child Psych	21	0.1	21	0.1	22	0.1	21	0.1	21	0.1
▲ Physical Medicine & Rehab	180	0.5	157	0.4	151	0.4	138	0.4	133	0.4
▲ Plastic Surgery (Integrated)	194	0.5	187	0.5	180	0.5	172	0.5	168	0.6
Preventive Medicine	0	0.0	0	0.0	1	0.0	1	0.0	1	0.0
▲ Psychiatry	2,047	5.6	1,907	5.4	1,858	5.4	1,740	5.4	1,556	5.1
Psychiatry-Family Medicine	10	0.0	12	0.0	12	0.0	12	0.0	12	0.0
Psychiatry-Neurology	4	0.0	4	0.0	2	0.0	4	0.0	4	0.0
Radiation Oncology	10	0.0	15	0.0	14	0.0	15	0.0	16	0.1
Radiology-Diagnostic	132	0.4	122	0.3	123	0.4	123	0.4	125	0.4
▲ Surgery (Categorical)	1,622	4.5	1,569	4.5	1,536	4.5	1,432	4.4	1,319	4.4
▼ Surgery-Preliminary (PGY-1 Only)	1,150	3.2	1,136	3.2	1,174	3.4	1,158	3.6	1,363	4.5
▲ Thoracic Surgery	47	0.1	46	0.1	38	0.1	37	0.1	36	0.1
▲ Transitional (PGY-1 Only)	1,616	4.5	1,497	4.3	1,436	4.2	1,252	3.9	1,086	3.6
▲ Vascular Surgery	84	0.2	79	0.2	75	0.2	66	0.2	60	0.2
TOTAL - PGY1	36,277	100	35,194	100	34,266	100	32,194	100	30,232	100

Table 3**Positions Offered in the Matching Program, 2018 - 2022 (Continued)**

Specialty	2022		2021		2020		2019		2018	
	No.	%	No.	%	No.	%	No.	%	No.	%
<u>PGY-2 Positions</u>										
▼ Anesthesiology	346	12.8	339	12.6	398	14.5	428	15.5	447	16.7
Child Neurology	7	0.3	8	0.3	9	0.3	11	0.4	8	0.3
▲ Dermatology	492	18.1	477	17.7	478	17.4	447	16.2	426	15.9
▲ Interventional Radiology (Integrated)	123	4.5	121	4.5	118	4.3	113	4.1	98	3.7
Neurodevelopmental Disabilities	3	0.1	4	0.1	3	0.1	5	0.2	4	0.1
▼ Neurology	233	8.6	254	9.4	244	8.9	281	10.2	287	10.7
Nuclear Medicine	1	0.0	1	0.0	1	0.0	0	0.0	3	0.1
Osteo Neuromusculoskeletal Med	2	0.1	7	0.3	7	0.3	4	0.1	0	0.0
▲ Physical Medicine & Rehab	338	12.5	327	12.1	316	11.5	308	11.2	281	10.5
Radiation Oncology	166	6.1	173	6.4	175	6.4	192	7.0	177	6.6
Radiology-Diagnostic	997	36.8	986	36.5	990	36.1	965	35.0	944	35.3
Radiology-Nuclear Med	3	0.1	2	0.1	3	0.1	2	0.1	3	0.1
TOTAL - PGY2	2,711	100	2,699	100	2,742	100	2,756	100	2,678	100
<u>Physician (R) Positions</u>										
▼ Anesthesiology	114	52.5	94	44.1	116	46.8	97	41.3	140	54.5
▼ Child Neurology	15	6.9	20	9.4	25	10.1	34	14.5	26	10.1
Dermatology	22	10.1	20	9.4	29	11.7	27	11.5	21	8.2
Interventional Radiology (Integrated)	1	0.5	2	0.9	0	0.0	1	0.4	3	1.2
Neurodevelopmental Disabilities	1	0.5	2	0.9	3	1.2	4	1.7	7	2.7
▼ Neurology	9	4.1	21	9.9	20	8.1	20	8.5	20	7.8
Nuclear Medicine	0	0.0	0	0.0	0	0.0	0	0.0	2	0.8
Osteo Neuromusculoskeletal Med	6	2.8	2	0.9	6	2.4	1	0.4	0	0.0
Physical Medicine & Rehab	14	6.5	15	7.0	13	5.2	18	7.7	7	2.7
Radiation Oncology	9	4.1	5	2.3	3	1.2	4	1.7	1	0.4
Radiology-Diagnostic	26	12.0	31	14.6	33	13.3	29	12.3	30	11.7
Radiology-Nuclear Med	0	0.0	1	0.5	0	0.0	0	0.0	0	0.0
TOTAL - Physician (R)	217	100	213	100	248	100	235	100	257	100
GRAND TOTAL	39,205	100	38,106	100	37,256	100	35,185	100	33,167	100

▲▼ Denotes increase/decrease in matched applicants of more than 10 percent and 10 positions between 2018 and 2022.

Table 4

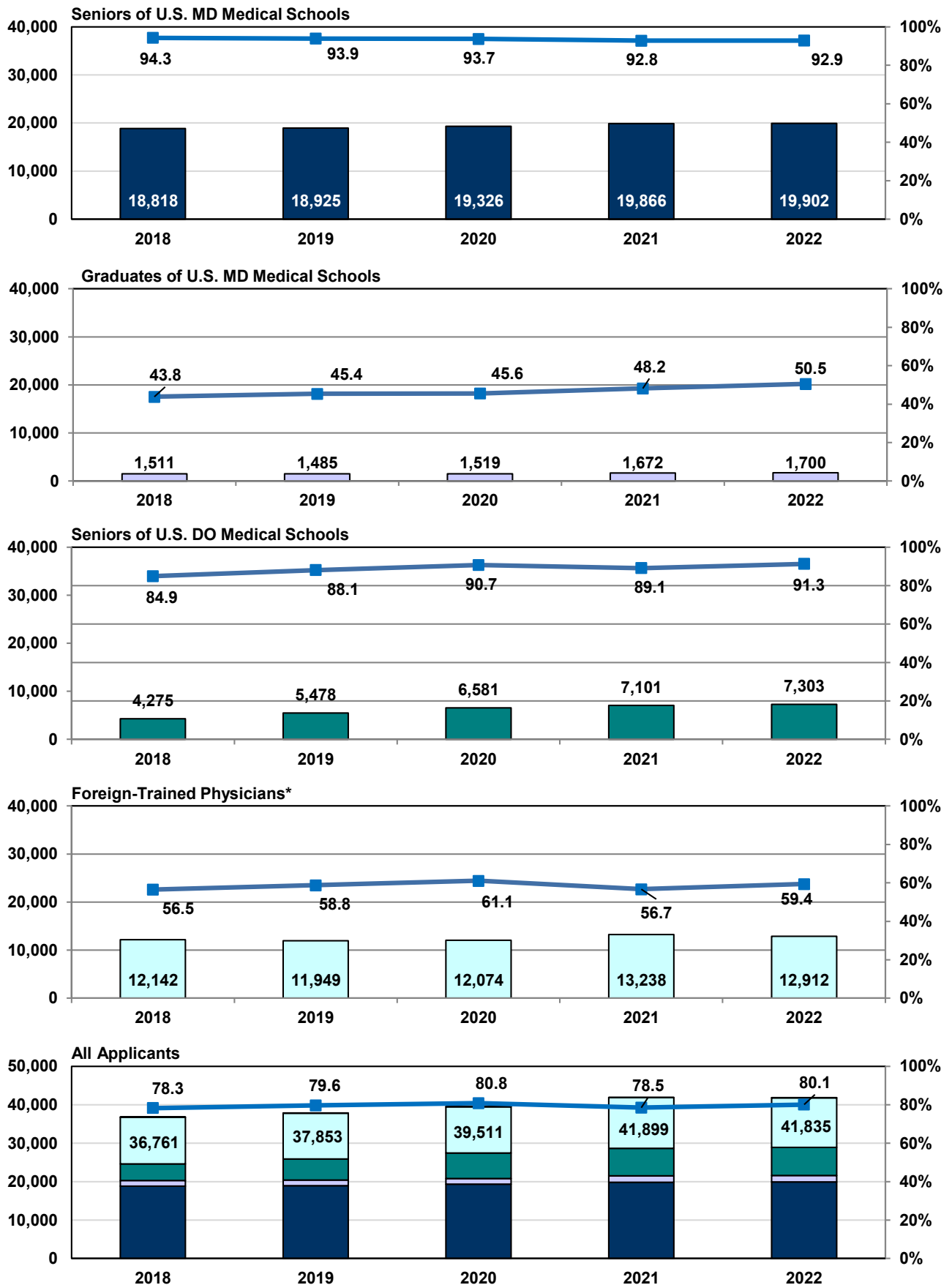
Many applicants in addition to U.S. MD seniors seek residency positions through the NRMP. Trend data for different applicant groups are shown in Figure 2 and Table 4. The arrows in Table 4 indicate increases in the numbers of active applicants that were greater than the overall increase of 14.7 percent for all active applicants between 2018 and 2022.

In 2022, the number of active applicants was 42,549, 41 (0.10 percent) more than in 2021. The number of active U.S. DO seniors in 2022 was 7,303, 3,028 (70.8 percent) more than in 2018 (n=4,275). Growth in the numbers of U.S. DO seniors is the result of the transition to single accreditation completed in 2020 and the dissolution of the American Osteopathic Association (AOA) Match after the 2019 appointment year.

The number of applicants matched to PGY-1 positions grew across nearly all applicant groups. As examples, there were 18,486 U.S. MD seniors who obtained PGY-1 positions in the Match, an increase of 51 compared to 2021. There were 6,666 U.S. DO seniors who obtained PGY-1 positions in the Match, an increase of 339. In addition, there were 4,571 non-U.S. citizen students/graduates of international medical schools who obtained PGY-1 positions in the Match, an increase of 215. Gains also were noted for U.S. MD and DO graduates.

The overall 2022 PGY-1 match rate was 80.1 percent, 1.6 percentage points higher than 2021, the result of an increase in the number of overall positions. The PGY-1 match rate for U.S. MD seniors (92.9 percent) was 0.1 percentage point higher than 2021 and consistent with the historical average of 92-95 percent. The PGY-1 match rate for U.S. MD graduates (50.5 percent) is on par with the historical match rate of MD seniors and 2.3 percentage points higher than 2021. The PGY-1 match rate for U.S. DO seniors (91.3 percent) was 2.2 percentage points higher than 2021 while the PGY-1 match rate for U.S. DO graduates increased by 9.3 percentage points to 53.6 percent. The PGY-1 match rate for U.S. citizen students/graduates of international medical schools (61.4 percent) was 1.9 percentage points higher than 2021 while the PGY-1 match rate for non-U.S. citizen students/graduates of international medical schools was 58.1 percent, 3.3 percentage points higher than 2021.

Figure 2 Number of Active Applicants and Percent Matched to PGY-1 Positions, 2018- 2022



*Foreign-trained physicians includes both U.S. citizen and non-U.S. citizen graduates of international medical schools.

Table 4

Applicants in the Matching Program, 2018 - 2022

Applicant	2022		2021		2020		2019		2018	
	No.	%	No.	%	No.	%	No.	%	No.	%
Seniors of U.S. MD Medical Schools										
Active Applicants*	19,902	100	19,866	100	19,326	100	18,925	100	18,818	100
Matched PGY-1	18,486	92.9	18,435	92.8	18,108	93.7	17,763	93.9	17,740	94.3
Unmatched PGY-1	1,416	7.1	1,431	7.2	1,218	6.3	1,162	6.1	1,078	5.7
Withdrew	513	2.5	526	2.6	376	1.9	414	2.1	428	2.2
No Rank List	138	0.7	83	0.4	79	0.4	78	0.4	66	0.3
Total	20,553	100	20,475	100	19,781	100	19,417	100	19,312	100
Graduates of U.S. MD Medical Schools										
Active Applicants*	1,700	100	1,672	100	1,519	100	1,485	100	1,511	100
Matched PGY-1	859	50.5	806	48.2	693	45.6	674	45.4	662	43.8
Unmatched PGY-1	841	49.5	866	51.8	826	54.4	811	54.6	849	56.2
Withdrew	118	5.9	107	5.4	79	4.4	93	5.2	85	4.8
No Rank List	175	8.8	197	10.0	187	10.5	201	11.3	192	10.7
Total	1,993	100	1,976	100	1,785	100	1,779	100	1,788	100
Seniors of U.S. DO Medical Schools										
▲ Active Applicants*	7,303	100	7,101	100	6,581	100	5,478	100	4,275	100
Matched PGY-1	6,666	91.3	6,327	89.1	5,968	90.7	4,825	88.1	3,630	84.9
Unmatched PGY-1	637	8.7	774	10.9	613	9.3	653	11.9	645	15.1
Withdrew	199	2.6	181	2.5	180	2.6	812	12.8	1,128	20.4
No Rank List	64	0.8	50	0.7	50	0.7	76	1.2	132	2.4
Total	7,566	100	7,332	100	6,811	100	6,366	100	5,535	100
Graduates of U.S. DO Medical Schools										
▲ Active Applicants*	714	100	609	100	573	100	523	100	342	100
Matched PGY-1	383	53.6	270	44.3	247	43.1	251	48.0	141	41.2
Unmatched PGY-1	331	46.4	339	55.7	326	56.9	272	52.0	201	58.8
Withdrew	53	6.3	27	3.6	39	5.5	108	14.9	99	19.1
No Rank List	69	8.3	115	15.3	102	14.3	93	12.8	78	15.0
Total	836	100	751	100	714	100	724	100	519	100
U.S. Citizen Students/Graduates of International Medical Schools										
Active Applicants*	5,048	100	5,295	100	5,167	100	5,080	100	5,075	100
Matched PGY-1	3,099	61.4	3,152	59.5	3,154	61.0	2,997	59.0	2,900	57.1
Unmatched PGY-1	1,949	38.6	2,143	40.5	2,013	39.0	2,083	41.0	2,175	42.9
Withdrew	549	8.3	711	9.6	570	8.3	540	7.7	569	8.1
No Rank List	1,011	15.3	1,411	19.0	1,156	16.8	1,355	19.4	1,342	19.2
Total	6,608	100	7,417	100	6,893	100	6,975	100	6,986	100
Non-U.S. Citizen Students/Graduates of International Medical Schools										
Active Applicants*	7,864	100	7,943	100	6,907	100	6,869	100	7,067	100
Matched PGY-1	4,571	58.1	4,356	54.8	4,222	61.1	4,028	58.6	3,962	56.1
Unmatched PGY-1	3,293	41.9	3,587	45.2	2,685	38.9	2,841	41.4	3,105	43.9
Withdrew	634	6.3	749	7.0	680	7.6	740	7.9	805	8.3
No Rank List	1,596	15.8	2,026	18.9	1,369	15.3	1,701	18.3	1,866	19.2
Total	10,094	100	10,718	100	8,956	100	9,310	100	9,738	100
Students/Graduates of Canadian Medical Schools and Fifth Pathway Programs										
Active Applicants*	0	0.0	22	100.0	11	100.0	16	100.0	15	100.0
Matched PGY-1	0	0.0	7	31.8	7	63.6	12	75.0	5	33.3
Unmatched PGY-1	0	0.0	15	68.2	4	36.4	4	25.0	10	66.7
Withdrew	0	0.0	2	6.5	4	21.1	11	34.4	7	22.6
No Rank List	0	0.0	7	22.6	4	21.1	5	15.6	9	29.0
Total	0	0.0	31	100.0	19	100.0	32	100.0	31	100.0
All Applicants										
Active Applicants*	42,549	100	42,508	100	40,084	100	38,376	100	37,103	100
Matched PGY-1	34,075	80.1	33,353	78.5	32,399	80.8	30,550	79.6	29,040	78.3
Unmatched PGY-1	8,474	19.9	9,155	21.5	7,685	19.2	7,826	20.4	8,063	21.7
Withdrew	2,068	4.3	2,303	4.7	1,928	4.3	2,718	6.1	3,121	7.1
No Rank List	3,058	6.4	3,889	8.0	2,947	6.6	3,509	7.9	3,685	8.4
Total	47,675	100	48,700	100	44,959	100	44,603	100	43,909	100

▲ Denotes that the percentage increase in active applicants for this group was greater than the overall increase of 14.7 percent for all active applicants between 2018 and 2022.

* Applicants who submitted a certified rank order list of programs

Note: Match rates are based on all active applicants regardless of their ranking behavior. Therefore, applicants who matched to PGY-1 positions are counted as matched even if they ranked and did not match to a PGY-2 position.

Applicants who ranked only advanced and physician (R) programs are counted as unmatched in this table because they did not match to a PGY-1 position.

Table 5

Table 5 shows the ratios of PGY-1 positions to active applicants. The same data are shown graphically in Figure 3. The red line in Figure 3 represents the point at which there are equal numbers of applicants and positions: above the red line represents more positions than total active applicants, below the line more total active applicants than positions. Active applicants are defined as those who certify rank order lists of programs.

- In 2022, the ratio of PGY-1 positions per active U.S. MD senior was 1.82, a 0.05 increase from 2021. The ratio of PGY-1 positions per active U.S. DO senior was 4.97 compared to 4.96 in 2021 (not reflected in Table). Combined, the PGY-1 positions per active US senior was 1.33 in 2022 (not reflected in Table).
- Historically, the ratio of PGY-1 positions to total applicants had roughly followed the trend of U.S. MD seniors because prior to 2019, more than half of all applicants came from that group. In recent history, however, the two have increasingly diverged. In 2022, the ratio was 0.85 positions per total active applicant, 0.02 percentage points higher than last year.

Figure 3 Positions per All Active and Active MD Senior Applicants, 1976 - 2022

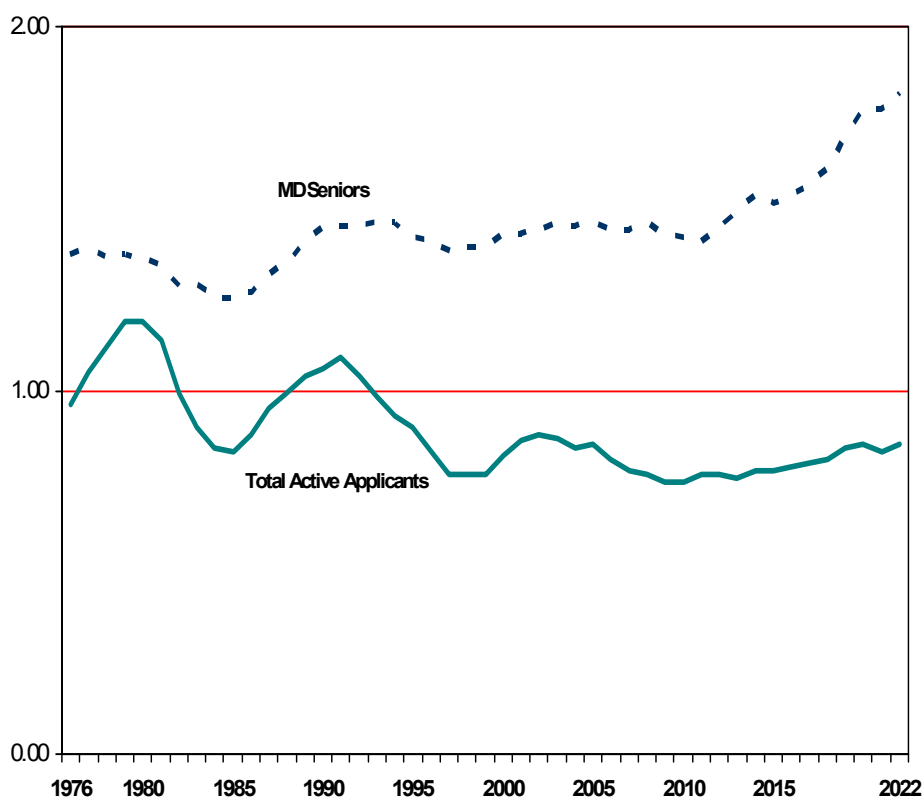


Table 5**Number of PGY-1 Positions per Active Applicant, 1976 - 2022**

Year	Number of Positions	Active MD Seniors	Positions Per MD Senior	Active Total	Positions Per Active Applicant
1976	16,112	11,735	1.37	16,728	0.96
1977	16,574	11,898	1.39	15,854	1.05
1978	17,219	12,666	1.36	15,354	1.12
1979	17,824	13,036	1.37	14,985	1.19
1980	18,055	13,322	1.36	15,129	1.19
1981	18,331	13,705	1.34	16,104	1.14
1982	18,300	14,144	1.29	18,410	0.99
1983	17,952	13,969	1.29	20,044	0.90
1984	18,457	14,741	1.25	22,052	0.84
1985	18,535	14,849	1.25	22,386	0.83
1986	18,770	14,737	1.27	21,357	0.88
1987	19,047	14,466	1.32	20,054	0.95
1988	19,513	14,499	1.35	19,808	0.99
1989	19,955	14,117	1.41	19,207	1.04
1990	20,101	13,908	1.45	19,004	1.06
1991	20,192	13,943	1.45	18,450	1.09
1992	20,394	14,030	1.45	19,519	1.04
1993	20,598	14,094	1.46	20,916	0.98
1994	20,772	14,207	1.46	22,352	0.93
1995	20,751	14,621	1.42	22,936	0.90
1996	20,563	14,539	1.41	24,718	0.83
1997	20,209	14,614	1.38	26,323	0.77
1998	20,299	14,610	1.39	26,360	0.77
1999	20,453	14,607	1.40	26,462	0.77
2000	20,598	14,358	1.43	25,056	0.82
2001	20,642	14,455	1.43	23,981	0.86
2002	20,602	14,336	1.44	23,459	0.88
2003	20,908	14,332	1.46	23,965	0.87
2004	21,192	14,609	1.45	25,246	0.84
2005	21,454	14,719	1.46	25,348	0.85
2006	21,659	15,008	1.44	26,715	0.81
2007	21,845	15,206	1.44	27,944	0.78
2008	22,240	15,242	1.46	28,737	0.77
2009	22,427	15,638	1.43	29,888	0.75
2010	22,809 *	16,070	1.42*	30,543	0.75*
2011	23,418 *	16,559	1.41*	30,589	0.77*
2012	24,006 *	16,527	1.45*	31,355	0.77*
2013	26,138 *	17,487	1.49*	34,355	0.76*
2014	26,678 *	17,374	1.54*	34,270	0.78*
2015	27,293 *	18,025	1.51*	34,905	0.78*
2016	27,860 *	18,187	1.53*	35,476	0.79*
2017	28,849 *	18,539	1.56*	35,969	0.80*
2018	30,232 *	18,818	1.61*	37,103	0.81*
2019	32,194 *	18,925	1.70*	38,376	0.84*
2020	34,266 *	19,326	1.77*	40,084	0.85*
2021	35,194 *	19,866	1.77*	42,508	0.83*
2022	36,277 *	19,902	1.82*	42,549	0.85*

Note: Applicants who withdrew or did not rank programs are excluded.

* Physician (R) positions are excluded. R positions are PGY-2 positions starting in the year of the Match that are reserved for applicants who have had prior graduate medical education. Physician positions are not available to senior medical students. In previous *Results and Data Books*, the numbers of R positions were small, and they were included in the categorical position counts.

Table 6

Table 6 displays the match rates to PGY-1 positions for U.S. MD seniors, U.S. DO seniors, U.S. citizens trained in international medical schools (U.S. IMGs), non-U.S. citizens trained in international medical schools (non-U.S. IMGs), and other applicants (Canadian medical school students/graduates, Fifth Pathway applicants, DO graduates and MD graduates) since 1992. The data are shown graphically in Figure 4. Match rate is defined in Table 6 and Figure 4 as the percentage of active applicants who matched to PGY-1 positions.

- 92.9 percent of U.S. MD seniors matched to PGY-1 positions in 2022, within the historical 92-95 percent rate.
- 91.3 percent of U.S. DO seniors matched to PGY-1 positions, 2.2 percentage points higher than 2021 and the highest since 1992.
- 61.4 percent of U.S. IMGs matched to PGY-1 positions, 1.9 percentage points higher than 2021 and the highest since 1992.
- 58.1 percent of non-U.S. citizen IMGs matched to PGY-1 positions, 3.3 percentage points higher than 2021.

Figure 4 PGY-1 Match Rates by Applicant Type, 1992 - 2022

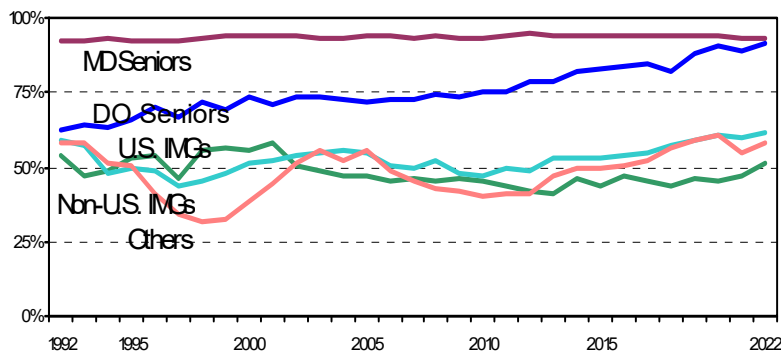


Table 6 PGY-1 Match Rates, 1992 - 2022

Year	Number of Positions	Total Active Applicants	Percent Matched					All Applicants
			MD Seniors	DO Seniors	U.S. IMGs	Non-U.S. IMGs	Others	
1992	20,394	19,519	92.4	62.1	58.7	58.0	53.5	83.3
1993	20,598	20,916	92.4	63.7	57.2	58.4	47.2	92.1
1994	20,772	22,352	93.0	63.5	47.5	50.9	48.6	77.9
1995	20,751	22,936	92.7	66.1	49.8	50.5	52.8	77.9
1996	20,563	24,718	92.1	70.4	48.5	40.9	53.7	72.8
1997	20,209	26,323	92.7	66.9	43.5	34.5	46.1	69.0
1998	20,299	26,360	93.5	71.7	45.5	31.4	55.4	69.0
1999	20,453	26,462	93.8	69.6	47.5	32.2	56.3	69.5
2000	20,598	25,056	93.9	73.1	51.4	38.5	55.8	73.4
2001	20,642	23,981	93.7	71.2	52.4	44.8	58.3	76.5
2002	20,602	23,459	94.1	73.3	53.8	51.3	50.2	78.6
2003	20,908	23,965	93.2	73.1	54.6	55.7	48.3	78.5
2004	21,192	25,246	92.9	72.7	55.4	52.4	47.4	76.8
2005	21,454	25,348	93.7	72.1	54.7	55.6	47.3	78.0
2006	21,659	26,715	93.7	72.8	50.6	48.9	45.3	75.1
2007	21,845	27,944	93.4	72.6	50.0	45.5	46.5	73.4
2008	22,240	28,737	94.2	74.2	51.9	42.4	45.3	72.9
2009	22,427	29,888	93.1	73.6	47.8	41.6	46.1	71.4
2010	22,809*	30,543	93.3	75.0*	47.3*	39.8*	45.0*	71.2*
2011	23,418*	30,589	94.1	75.4*	50.0*	40.9*	43.7*	73.2*
2012	24,006*	31,355	95.1	78.8*	49.1*	40.6*	41.9*	73.1*
2013	26,138*	34,355	93.7	78.5*	52.8*	47.0*	40.7*	73.5*
2014	26,678*	34,270	94.4	82.1*	53.0*	49.5*	46.0*	75.0*
2015	27,293*	34,905	93.9	82.7*	53.1*	49.4*	43.4*	75.2*
2016	27,860*	35,476	93.8	83.8*	53.9*	50.5*	47.3*	75.6*
2017	28,849*	35,969	94.3	85.0*	54.8*	52.4*	44.9*	77.0*
2018	30,232*	37,103	94.3	81.7*	57.1*	56.1*	43.3*	78.3*
2019	32,194*	38,376	93.9	88.1*	59.0*	58.6*	46.3*	79.6*
2020	34,266*	40,084	93.7	90.7*	61.0*	61.1*	45.0*	80.8*
2021	35,194*	42,508	92.8	89.1*	59.5*	54.8*	47.0*	78.5*
2022	36,277*	42,549	92.9	91.3*	61.4*	58.1*	51.5*	80.1*

* Match rates were calculated after running the Match algorithm and do not include SOAP data. Physician (R) positions are excluded. R positions are PGY-2 positions starting in the year of the Match that are reserved for applicants who have had prior graduate medical education. Physician positions are not available to senior medical students. In previous *Results and Data Books*, the numbers of R positions were small, and they were included in the categorical position counts.

Tables 7 and 8; Figure 5

Table 7 displays the numbers of positions offered by specialty, as well as the numbers filled by U.S. MD seniors (Table 7A), U.S. DO seniors (Table 7B), and an aggregate of all applicants (including U.S. MD seniors and U.S. DO seniors respectively) from 2018 through 2022. The data in Table 7A and 7B are shown graphically in Figure 5 for specialties that offered at least 100 positions. Table 8 displays the same information for U.S. MD seniors in percentages.

- In 2022, 36,943 matches were made to PGY-1 and PGY-2 (advanced and physician) positions, an all-time high and an increase of 764 (2.1 percent) over 2021.
- In 2022, primary care specialties offered record-high numbers of positions and had high position fill rates.
 - Though the numbers of positions for Internal Medicine (Categorical) have fluctuated, 9,809 positions offered in 2022 is the highest number on record. The position fill rate for the specialty was 95.0 percent. U.S. MD seniors filled 37.2 percent while U.S. DO seniors filled 17.1 percent of total positions offered.
 - Family Medicine has experienced position increases every year since 2009. In 2022, Family Medicine offered 4,916 positions and filled 4,451 (90.5 percent). U.S. MD seniors filled 31.3 percent of all positions and a record number (1,494) of U.S. DO seniors matched, accounting for 30.4 percent of applicants who matched in the specialty.
 - Pediatrics (Categorical) has gained positions every year since 2005 and offered a record-high 3,016 positions in 2022. The overall fill rate was 97.2 percent, with 56.5 percent being filled by U.S. MD seniors and 19.7 percent filled by U.S. DO seniors.
- The number of Psychiatry positions has grown every year since 2008, and the 2,047 positions offered in 2022 represent the highest on record. The 99.2 percent fill rate is also among the highest on record.
- Emergency Medicine has gained positions every year since the specialty joined the Match in 1983, and offered 2,921 positions in 2022 (81 positions and 2.8 percentage points fewer than 2021). The total position fill rate was 92.5 percent (7 percentage points fewer than 2021), with 54.5 percent being filled by U.S. MD seniors and 25.8 percent by U.S. DO seniors.

Other trends of note are:

- Top ten specialties with at least 10 positions in the Match filled by U.S. MD seniors:
(Listing based on percentages filled: using Thoracic Surgery as an example, there were 47 positions, 41 of which were filled by U.S. MD seniors, for a percentage filled rate of 87.2 percent.)
 - Psychiatry-Family Medicine
 - Peds/Psych/Child Psych
 - Plastic Surgery (Integrated)
 - Otolaryngology
 - Thoracic Surgery
 - Vascular Surgery
 - Medicine-Pediatrics
 - Neurological Surgery
 - Medicine-Psychiatry
 - Dermatology
- Top ten specialties with at least 10 positions in the Match filled by U.S. DO seniors:
(Listing based on percentages filled, the same method applied for U.S. MD seniors.)
 - Physical Medicine & Rehab
 - Family Medicine
 - Medicine-Emergency Med
 - Emergency Medicine
 - Transitional (PGY-1 Only)
 - Pediatrics (Categorical)
 - Psychiatry
 - Internal Medicine (Categorical)
 - Anesthesiology
 - Obstetrics-Gynecology

Table 7A Positions Offered and Number Filled by MD Seniors and All Applicants, 2018 - 2022

Specialty	2022			2021			2020			2019			2018		
	Offered	Filled #MD	#Tot	Offered	Filled #MD	#Tot	Offered	Filled #MD	#Tot	Offered	Filled #MD	#Tot	Offered	Filled #MD	#Tot
PGY-1 Positions															
▲Anesthesiology	1,509	1,054	1,508	1,460	1,024	1,457	1,370	936	1,369	1,337	907	1,316	1,253	861	1,226
Child Neurology	166	102	150	159	100	147	159	111	151	145	102	133	134	101	129
Dermatology	30	24	28	30	25	30	31	23	31	30	23	28	25	22	23
Emergency Medicine	2,921	1,593	2,702	2,840	1,765	2,826	2,665	1,713	2,652	2,488	1,617	2,458	2,278	1,606	2,265
Emergency Med-Anesthesiology	2	1	2	2	2	2	0	0	0	1	0	1	2	2	2
Emergency Med-Family Med	7	4	7	7	5	7	6	2	6	4	1	4	4	3	4
Family Medicine	4,916	1,541	4,451	4,823	1,606	4,472	4,662	1,543	4,313	4,107	1,601	3,827	3,629	1,628	3,510
Family Medicine-ONMM	0	0	0	0	0	0	2	0	2	1	0	1	4	0	4
Family Med-Preventive Med	2	0	2	2	1	2	3	2	2	4	3	4	3	3	3
Internal Medicine (Categorical)	9,380	3,491	8,915	9,024	3,523	8,632	8,697	3,496	8,324	8,116	3,366	7,892	7,542	3,195	7,363
Medicine-Anesthesiology	3	2	3	4	4	4	3	3	3	5	4	4	6	6	6
Medicine-Dermatology	8	7	8	8	7	7	6	5	5	7	6	7	6	5	5
Medicine-Emergency Med	31	22	31	31	19	31	30	19	30	26	20	26	26	22	26
Medicine-Family Medicine	0	0	0	0	0	0	0	0	0	0	0	0	2	2	2
Medicine-Medical Genetics	5	3	3	4	3	4	4	2	3	3	1	1	1	1	1
Medicine-Pediatrics	392	332	392	385	313	385	390	316	381	390	315	383	382	306	377
Medicine-Preliminary (PGY-1 Only)	1,774	1,261	1,624	1,833	1,210	1,639	1,911	1,313	1,759	1,944	1,356	1,796	1,883	1,370	1,762
Medicine-Preventive Med	8	5	8	5	2	5	7	4	7	6	2	6	6	4	6
Medicine-Primary	429	248	424	441	251	437	430	247	423	396	239	386	374	229	372
Medicine-Psychiatry	24	20	24	24	22	24	23	18	23	23	18	23	24	20	24
Interventional Radiology (Integrated)	45	37	45	41	30	38	38	25	37	37	30	37	35	34	35
Neurodevelopmental Disabilities	5	3	5	6	3	6	4	3	4	4	3	4	4	3	4
Neurological Surgery	240	202	240	234	198	234	232	203	232	232	213	231	225	203	225
▲Neurology	772	393	761	715	358	702	682	317	665	617	284	594	552	280	539
Obstetrics-Gynecology	1,503	1,106	1,499	1,460	1,088	1,457	1,443	1,089	1,440	1,395	1,049	1,392	1,336	1,051	1,330
OB/GYN-Preliminary (PGY-1 Only)	18	4	9	18	6	12	18	3	9	18	4	9	21	6	11
Orthopedic Surgery	875	705	875	868	699	866	849	686	844	755	693	752	742	691	738
Osteo Neuromusculoskeletal Med	16	0	13	12	0	3	10	0	8	2	0	0	2	0	2
▲Otolaryngology	361	316	361	350	310	350	350	310	348	328	308	328	315	284	303
Pathology	631	231	619	611	198	589	603	204	587	601	201	569	601	220	568
Pediatrics (Categorical)	2,942	1,661	2,861	2,901	1,749	2,860	2,864	1,731	2,812	2,847	1,715	2,778	2,768	1,746	2,711
Pediatrics-Anesthesiology	6	6	6	8	8	8	7	7	7	7	6	7	7	6	7
Pediatrics-Emergency Med	9	6	9	8	7	8	8	5	8	8	6	8	8	4	8
Pediatrics-Medical Genetics	30	18	28	27	19	25	22	13	20	21	14	16	20	14	18
Pediatrics-P M & R	3	3	3	2	2	2	4	2	4	4	2	3	3	3	3
Pediatrics-Preliminary	23	16	21	24	16	22	19	9	12	24	12	19	19	10	14
Pediatrics-Primary	74	31	73	75	39	74	92	36	90	90	36	89	90	36	86
Peds/Psych/Child Psych	21	20	21	21	19	21	22	20	22	21	20	21	21	17	20
▲Physical Medicine & Rehab	180	104	180	157	88	156	151	81	151	138	69	138	133	76	133
▲Plastic Surgery (Integrated)	194	173	194	187	167	187	180	165	180	172	158	172	168	156	167
Preventive Medicine	0	0	0	0	0	0	1	0	1	1	0	1	1	0	1
▲Psychiatry	2,047	1,253	2,030	1,907	1,205	1,904	1,858	1,138	1,838	1,740	1,054	1,720	1,556	982	1,540
Psychiatry-Family Medicine	10	10	10	12	11	12	12	10	12	12	12	12	12	12	12
Psychiatry-Neurology	4	2	3	4	1	4	2	2	2	4	3	3	4	3	3
Radiation Oncology	10	7	9	15	7	12	14	8	11	15	13	14	16	15	15
Radiology-Diagnostic	132	73	132	122	71	118	123	50	116	123	73	122	125	77	125
Surgery (Categorical)	1,622	1,059	1,619	1,569	1,029	1,564	1,536	1,033	1,531	1,432	1,053	1,432	1,319	1,005	1,314
▼Surgery-Preliminary (PGY-1 Only)	1,150	304	632	1,136	272	612	1,174	290	583	1,158	277	581	1,363	567	888
▲Thoracic Surgery	47	41	47	46	43	45	38	32	38	37	34	37	36	31	36
▲Transitional (PGY-1 Only)	1,616	920	1,404	1,497	845	1,272	1,436	822	1,230	1,252	788	1,101	1,086	772	1,016
▲Vascular Surgery	84	72	84	79	65	79	75	61	73	66	52	64	60	50	58
TOTAL - PGY-1	36,277	18,486	34,075	35,194	18,435	33,353	34,266	18,108	32,399	32,194	17,763	30,550	30,232	17,740	29,040

Table 7A Positions Offered and Number Filled by MD Seniors and All Applicants, 2018 - 2022 (Continued)

Specialty	2022			2021			2020			2019			2018		
	Offered	Filled #MD #Tot		Offered	Filled #MD #Tot		Offered	Filled #MD #Tot		Offered	Filled #MD #Tot		Offered	Filled #MD #Tot	
PGY-2 Positions															
Anesthesiology	346	232 346		339	211 339		398	265 396		428	246 420		447	246 442	
Child Neurology	7	2 7		8	1 6		9	1 6		11	1 9		8	3 7	
▲ Dermatology	492	408 489		477	382 471		478	368 469		447	370 444		426	348 420	
Interventional Radiology (Integrated)	123	99 123		121	97 117		118	94 111		113	101 113		98	93 98	
Neurodevelopmental Disabilities	3	3 3		4	1 2		3	1 1		5	2 3		4	2 2	
▼ Neurology	233	165 232		254	167 253		244	148 240		281	175 266		287	190 283	
Nuclear Medicine	1	0 0		1	0 0		1	0 0		0	0 0		3	0 3	
Osteo Neuromusculoskeletal Med	2	0 2		7	0 3		7	0 2		4	0 3		0	0 0	
Physical Medicine & Rehab	338	172 336		327	167 325		316	164 312		308	151 305		281	166 281	
▼ Radiation Oncology	166	97 134		173	94 138		175	114 143		192	147 163		177	162 172	
Radiology-Diagnostic	997	713 996		986	670 979		990	660 967		965	665 950		944	683 939	
Radiology-Nuclear Med	3	2 3		2	1 2		3	1 2		2	1 2		3	1 3	
TOTAL - PGY-2	2,711	1,893 2,671		2,699	1,791 2,635		2,742	1,816 2,649		2,756	1,859 2,678		2,678	1,894 2,650	
Physician (R) Positions															
Anesthesiology	114	0 108		94	0 93		116	0 108		97	0 91		140	0 120	
Child Neurology	15	0 8		20	0 14		25	0 12		34	0 12		26	0 12	
Dermatology	22	0 21		20	0 20		29	0 29		27	0 25		21	0 20	
Interventional Radiology (Integrated)	1	0 1		2	0 2		0	0 0		1	0 1		3	0 3	
Neurodevelopmental Disabilities	1	0 1		2	0 2		3	0 1		4	0 1		7	0 2	
Neurology	9	0 9		21	0 20		20	0 16		20	0 14		20	0 18	
Nuclear Medicine	0	0 0		0	0 0		0	0 0		0	0 0		2	0 1	
Osteo Neuromusculoskeletal Med	6	0 4		2	0 1		6	0 1		1	0 0		0	0 0	
Physical Medicine & Rehab	14	0 13		15	0 12		13	0 13		18	0 16		7	0 7	
Radiation Oncology	9	0 6		5	0 3		3	0 2		4	0 2		1	0 1	
Radiology-Diagnostic	26	0 26		31	0 23		33	0 28		29	0 27		30	0 25	
Radiology-Nuclear Med	0	0 0		1	0 1		0	0 0		0	0 0		0	0 0	
TOTAL - Physician (R)	217	0 197		213	0 191		248	0 210		235	0 189		257	0 209	
GRAND TOTAL	39,205	20,379 36,943		38,106	20,226 36,179		37,256	19,924 35,258		35,185	19,622 33,417		33,167	19,634 31,899	

▲ Denotes increase/decrease in number of positions filled by MD seniors of more than 10 percent and 10 positions between 2018 and 2022.

Table 7B Positions Offered and Number Filled by DO Seniors and All Applicants, 2018 - 2022

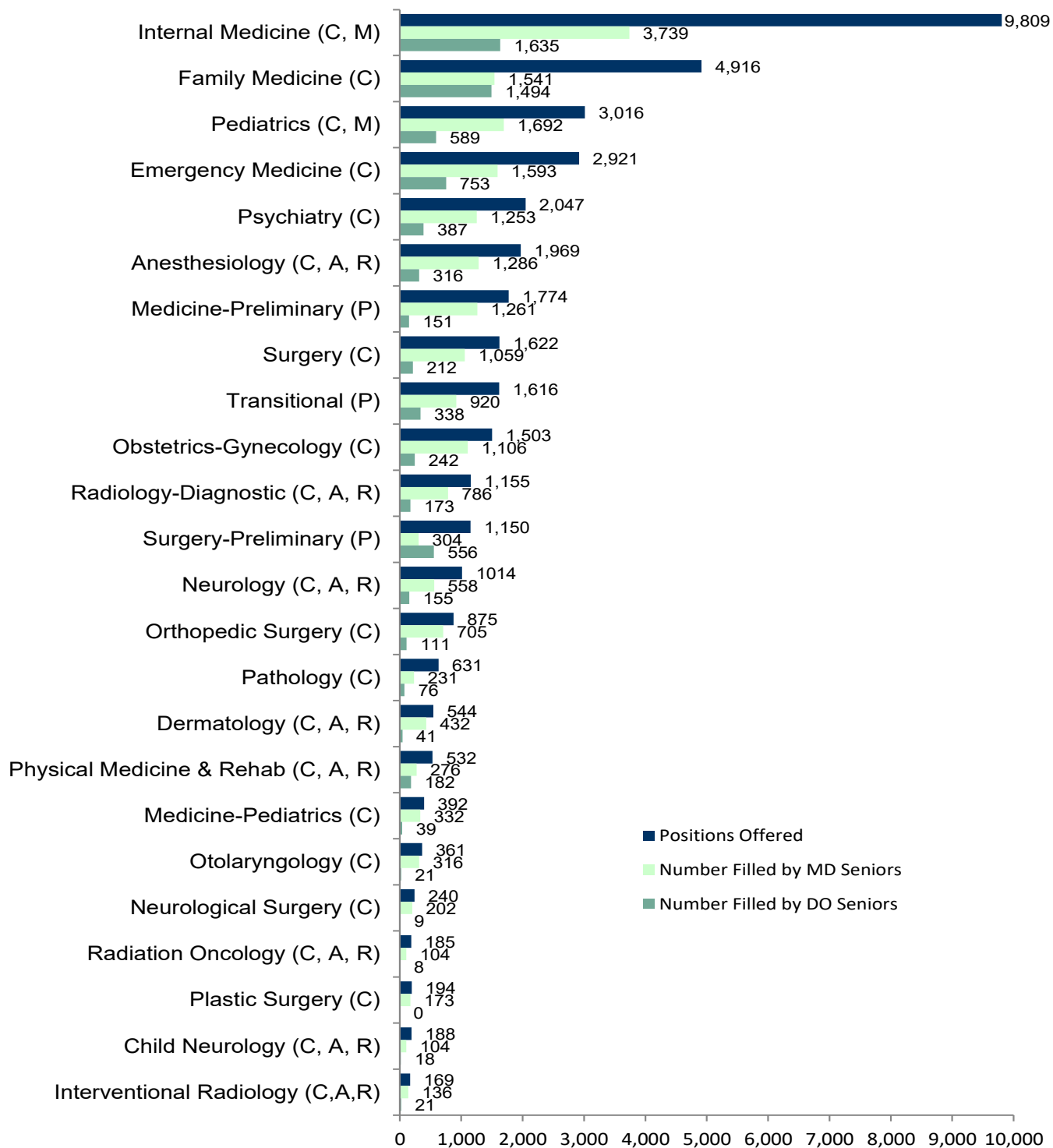
Specialty	2022			2021			2020			2019			2018		
	Offered	Filled #DO #Tot		Offered	Filled #DO #Tot		Offered	Filled #DO #Tot		Offered	Filled #DO #Tot		Offered	Filled #DO #Tot	
PGY-1 Positions															
▲Anesthesiology	1,509	263	1,508	1,460	268	1,457	1,370	262	1,369	1,337	243	1,316	1,253	203	1,226
Child Neurology	166	15	150	159	18	147	159	20	151	145	6	133	134	11	129
Dermatology	30	3	28	30	5	30	31	6	31	30	3	28	25	0	23
▲Emergency Medicine	2,921	753	2,702	2,840	790	2,826	2,665	683	2,652	2,488	618	2,458	2,278	457	2,265
Emergency Med-Anesthesiology	2	1	2	2	0	2	0	0	0	1	0	1	2	0	2
Emergency Med-Family Med	7	1	7	7	2	7	6	3	6	4	1	4	4	1	4
▲Family Medicine	4,916	1,494	4,451	4,823	1,440	4,472	4,662	1,392	4,313	4,107	937	3,827	3,629	671	3,510
Family Medicine-ONMM	0	0	0	0	0	0	2	2	2	1	1	1	4	4	4
Family Med-Preventive Med	2	1	2	2	0	2	3	0	2	4	1	4	3	0	3
▲Internal Medicine (Categorical)	9,380	1,602	8,915	9,024	1,482	8,632	8,697	1,389	8,324	8,116	1,140	7,892	7,542	839	7,363
Medicine-Anesthesiology	3	0	3	4	0	4	3	0	3	5	0	4	6	0	6
Medicine-Dermatology	8	1	8	8	0	7	6	0	5	7	0	7	6	0	5
Medicine-Emergency Med	31	9	31	31	10	31	30	9	30	26	4	26	26	3	26
Medicine-Family Medicine	0	0	0	0	0	0	0	0	0	0	0	0	2	0	2
Medicine-Medical Genetics	5	0	3	4	0	4	4	0	3	3	0	1	1	0	1
Medicine-Pediatrics	392	39	392	385	47	385	390	36	381	390	31	383	382	47	377
Medicine-Preliminary (PGY-1 Only)	1,774	151	1,624	1,833	177	1,639	1,911	162	1,759	1,944	163	1,796	1,883	158	1,762
Medicine-Preventive Med	8	0	8	5	0	5	7	0	7	6	0	6	6	0	6
Medicine-Primary	429	33	424	441	41	437	430	41	423	396	33	386	374	31	372
Medicine-Psychiatry	24	3	24	24	1	24	23	0	23	23	5	23	24	2	24
Interventional Radiology (Integrated)	45	3	45	41	3	38	38	5	37	37	4	37	35	1	35
Neurodevelopmental Disabilities	5	2	5	6	2	6	4	0	4	4	0	4	4	1	4
Neurological Surgery	240	9	240	234	6	234	232	3	232	232	4	231	225	3	225
▲Neurology	772	132	761	715	107	702	682	103	665	617	96	594	552	60	539
▲Obstetrics-Gynecology	1,503	242	1,499	1,460	225	1,457	1,443	221	1,440	1,395	221	1,392	1,336	152	1,330
OB/GYN-Preliminary (PGY-1 Only)	18	1	9	18	1	12	18	1	9	18	1	9	21	0	11
▲Orthopedic Surgery	875	111	875	868	107	866	849	112	844	755	13	752	742	4	738
Osteo Neuromusculoskeletal Med	16	10	13	12	2	3	10	8	8	2	0	0	2	2	2
▲Otolaryngology	361	21	361	350	16	350	350	17	348	328	13	328	315	3	303
▲Pathology	631	76	619	611	55	589	603	67	587	601	49	569	601	54	568
▲Pediatrics (Categorical)	2,942	580	2,861	2,901	519	2,860	2,864	483	2,812	2,847	477	2,778	2,768	399	2,711
Pediatrics-Anesthesiology	6	0	6	8	0	8	7	0	7	7	0	7	7	0	7
Pediatrics-Emergency Med	9	3	9	8	1	8	8	1	8	8	2	8	8	2	8
Pediatrics-Medical Genetics	30	1	28	27	2	25	22	3	20	21	2	16	20	2	18
Pediatrics-P M & R	3	0	3	2	0	2	4	2	4	4	1	3	3	0	3
Pediatrics-Preliminary	23	3	21	24	1	22	19	0	12	24	1	19	19	0	14
Pediatrics-Primary	74	9	73	75	3	74	92	11	90	90	9	89	90	3	86
Peds/Psych/Child Psych	21	1	21	21	1	21	22	1	22	21	1	21	21	3	20
▲Physical Medicine & Rehab	180	55	180	157	49	156	151	60	151	138	49	138	133	44	133
Plastic Surgery (Integrated)	194	0	194	187	2	187	180	0	180	172	1	172	168	2	167
Preventive Medicine	0	0	0	0	0	0	1	0	1	1	0	1	1	0	1
▲Psychiatry	2,047	387	2,030	1,907	332	1,904	1,858	335	1,838	1,740	315	1,720	1,556	241	1,540
Psychiatry-Family Medicine	10	0	10	12	1	12	12	2	12	12	0	12	12	0	12
Psychiatry-Neurology	4	1	3	4	2	4	2	0	2	4	0	3	4	0	3
Radiation Oncology	10	1	9	15	0	12	14	1	11	15	0	14	16	0	15
▲Radiology-Diagnostic	132	41	132	122	28	118	123	28	116	123	24	122	125	24	125
▲Surgery (Categorical)	1,622	212	1,619	1,569	228	1,564	1,536	202	1,531	1,432	124	1,432	1,319	70	1,314
▲Surgery-Preliminary (PGY-1 Only)	1,150	56	632	1,136	47	612	1,174	31	583	1,158	36	581	1,363	43	888
Thoracic Surgery	47	1	47	46	1	45	38	1	38	37	0	37	36	0	36
▲Transitional (PGY-1 Only)	1,616	338	1,404	1,497	302	1,272	1,436	260	1,230	1,252	191	1,101	1,086	92	1,016
Vascular Surgery	84	1	84	79	3	79	75	5	73	66	5	64	60	1	58
TOTAL - PGY-1	36,277	6,666	34,075	35,194	6,327	33,353	34,266	5,968	32,399	32,194	4,825	30,550	30,232	3,633	29,040

Table 7B Positions Offered and Number Filled by DO Seniors and All Applicants, 2018 - 2022 (Continued)

Specialty	2022			2021			2020			2019			2018		
	Offered	Filled		Offered	Filled		Offered	Filled		Offered	Filled		Offered	Filled	
		#DO	#Tot		#DO	#Tot		#DO	#Tot		#DO	#Tot		#DO	#Tot
PGY-2 Positions															
▼ Anesthesiology	346	53	346	339	69	339	398	65	396	428	86	420	447	68	442
Child Neurology	7	3	7	8	1	6	9	1	6	11	0	9	8	0	7
▲ Dermatology	492	38	489	477	31	471	478	35	469	447	28	444	426	12	420
▲ Interventional Radiology (Integrated)	123	18	123	121	12	117	118	10	111	113	8	113	98	3	98
Neurodevelopmental Disabilities	3	0	3	4	0	2	3	0	1	5	0	3	4	0	2
Neurology	233	23	232	254	27	253	244	23	240	281	17	266	287	30	283
Nuclear Medicine	1	0	0	1	0	0	1	0	0	0	0	0	3	0	3
Osteo Neuromusculoskeletal Med	2	2	2	7	2	3	7	2	2	4	3	3	2	0	0
▲ Physical Medicine & Rehab	338	127	336	327	121	325	316	120	312	308	115	305	281	77	281
Radiation Oncology	166	7	134	173	10	138	175	4	143	192	2	163	177	3	172
▲ Radiology-Diagnostic	997	132	996	986	143	979	990	135	967	965	130	950	944	106	939
Radiology-Nuclear Med	3	1	3	2	0	2	3	0	2	2	0	2	3	0	3
TOTAL - PGY-2	2,711	404	2,671	2,699	416	2,635	2,742	395	2,649	2,756	389	2,678	2,680	299	2,650
Physician (R) Positions															
Anesthesiology	114	0	108	94	0	93	116	0	108	97	0	91	140	0	120
Child Neurology	15	0	8	20	0	14	25	0	12	34	0	12	26	0	12
Dermatology	22	0	21	20	0	20	29	0	29	27	0	25	21	0	20
Interventional Radiology (Integrated)	1	0	1	2	0	2	0	0	0	1	0	1	3	0	3
Neurodevelopmental Disabilities	1	0	1	2	0	2	3	0	1	4	0	1	7	0	2
Neurology	9	0	9	21	0	20	20	0	16	20	0	14	20	0	18
Nuclear Medicine	0	0	0	0	0	0	0	0	0	0	0	0	2	0	1
Osteo Neuromusculoskeletal Med	6	0	4	2	0	1	6	0	1	1	0	0	0	0	0
Physical Medicine & Rehab	14	0	13	15	0	12	13	0	13	18	0	16	7	0	7
Radiation Oncology	9	0	6	5	0	3	3	0	2	4	0	2	1	0	1
Radiology-Diagnostic	26	0	26	31	0	23	33	0	28	29	0	27	30	0	25
Radiology-Nuclear Med	0	0	0	1	0	1	0	0	0	0	0	0	0	0	0
TOTAL - Physician (R)	217	0	197	213	0	191	248	0	210	235	0	189	257	0	209
GRAND TOTAL	39,205	7,070	36,943	38,106	6,743	36,179	37,256	6,363	35,258	35,185	5,214	33,417	33,169	3,932	31,899

▲ Denotes increase/decrease in number of positions filled by DO seniors of more than 10 percent and 10 positions between 2018 and 2022.

Figure 5 Number of Positions Offered and Filled for Selected Specialties, * 2022



* Specialties offering at least 100 positions.

A: Advanced positions
 C: Categorical positions
 M: Primary care categorical positions
 P: Preliminary positions
 R: Physician positions

Table 8

Positions Offered and Percent Filled by MD Seniors and All Applicants, 2018 - 2022

Specialty	2022			2021			2020			2019			2018		
	Offered	Filed %MD %Tot		Offered	Filed %MD %Tot		Offered	Filed %MD %Tot		Offered	Filed %MD %Tot		Offered	Filed %MD %Tot	
PGY-1 Positions															
Anesthesiology	1,509	69.8	99.9	1,460	70.1	99.8	1,370	68.3	99.9	1,337	67.8	98.4	1,253	68.7	97.8
Child Neurology	166	61.4	90.4	159	62.9	92.5	159	69.8	95.0	145	70.3	91.7	134	75.4	96.3
Dermatology	30	80.0	93.3	30	83.3	100.0	31	74.2	100.0	30	76.7	93.3	25	88.0	92.0
Emergency Medicine	2,921	54.5	92.5	2,840	62.1	99.5	2,665	64.3	99.5	2,488	65.0	98.8	2,278	70.5	99.4
Emergency Med-Anesthesiology	2	50.0	100.0	2	100.0	100.0	0	0.0	0.0	1	0.0	100.0	2	100.0	100.0
Emergency Med-Family Med	7	57.1	100.0	7	71.4	100.0	6	33.3	100.0	4	25.0	100.0	4	75.0	100.0
Family Medicine	4,916	31.3	90.5	4,823	33.3	92.7	4,662	33.1	92.5	4,107	39.0	93.2	3,629	44.9	96.7
Family Medicine-ONMM	0	0.0	0.0	0	0.0	0.0	2	0.0	100.0	1	0.0	100.0	4	0.0	100.0
Family Med-Preventive Med	2	0.0	100.0	2	50.0	100.0	3	66.7	66.7	4	75.0	100.0	3	100.0	100.0
Internal Medicine (Categorical)	9,380	37.2	95.0	9,024	39.0	95.7	8,697	40.2	95.7	8,116	41.5	97.2	7,542	42.4	97.6
Medicine-Anesthesiology	3	66.7	100.0	4	100.0	100.0	3	100.0	100.0	5	80.0	80.0	6	100.0	100.0
Medicine-Dermatology	8	87.5	100.0	8	87.5	87.5	6	83.3	83.3	7	85.7	100.0	6	83.3	83.3
Medicine-Emergency Med	31	71.0	100.0	31	61.3	100.0	30	63.3	100.0	26	76.9	100.0	26	84.6	100.0
Medicine-Family Medicine	0	0.0	0.0	0	0.0	0.0	0	0.0	0.0	0	0.0	0.0	2	100.0	100.0
Medicine-Medical Genetics	5	60.0	60.0	4	75.0	100.0	4	50.0	75.0	3	33.3	33.3	1	100.0	100.0
Medicine-Pediatrics	392	84.7	100.0	385	81.3	100.0	390	81.0	97.7	390	80.8	98.2	382	80.1	98.7
Medicine-Preliminary (PGY-1 Only)	1,774	71.1	91.5	1,833	66.0	89.4	1,911	68.7	92.0	1,944	69.8	92.4	1,883	72.8	93.6
Medicine-Preventive Med	8	62.5	100.0	5	40.0	100.0	7	57.1	100.0	6	33.3	100.0	6	66.7	100.0
Medicine-Primary	429	57.8	98.8	441	56.9	99.1	430	57.4	98.4	396	60.4	97.5	374	61.2	99.5
Medicine-Psychiatry	24	83.3	100.0	24	91.7	100.0	23	78.3	100.0	23	78.3	100.0	24	83.3	100.0
Interventional Radiology (Integrated)	45	82.2	100.0	41	73.2	92.7	38	65.8	97.4	37	81.1	100.0	35	97.1	100.0
Neurodevelopmental Disabilities	5	60.0	100.0	6	50.0	100.0	4	75.0	100.0	4	75.0	100.0	4	75.0	100.0
Neurological Surgery	240	84.2	100.0	234	84.6	100.0	232	87.5	100.0	232	91.8	99.6	225	90.2	100.0
Neurology	772	50.9	98.6	715	50.1	98.2	682	46.5	97.5	617	46.0	96.3	552	50.7	97.6
Obstetrics-Gynecology	1,503	73.6	99.7	1,460	74.5	99.8	1,443	75.5	99.8	1,395	75.2	99.8	1,336	78.7	99.6
OB/GYN-Preliminary (PGY-1 Only)	18	22.2	50.0	18	33.3	66.7	18	16.7	50.0	18	22.2	50.0	21	28.6	52.4
Orthopedic Surgery	875	80.6	100.0	868	80.5	99.8	849	80.8	99.4	755	91.8	99.6	742	93.1	99.5
Osteo Neuromusculoskeletal Med	16	0.0	81.3	12	0.0	25.0	10	0.0	80.0	2	0.0	0.0	2	0.0	100.0
Otolaryngology	361	87.5	100.0	350	88.6	100.0	350	88.6	99.4	328	93.9	100.0	315	90.2	96.2
Pathology	631	36.6	98.1	611	32.4	96.4	603	33.8	97.3	601	33.4	94.7	601	36.6	94.5
Pediatrics (Categorical)	2,942	56.5	97.2	2,901	60.3	98.6	2,864	60.4	98.2	2,847	60.2	97.6	2,768	63.1	97.9
Pediatrics-Anesthesiology	6	100.0	100.0	8	100.0	100.0	7	100.0	100.0	7	85.7	100.0	7	85.7	100.0
Pediatrics-Emergency Med	9	66.7	100.0	8	87.5	100.0	8	62.5	100.0	8	75.0	100.0	8	50.0	100.0
Pediatrics-Medical Genetics	30	60.0	93.3	27	70.4	92.6	22	59.1	90.9	21	66.7	76.2	20	70.0	90.0
Pediatrics-P M & R	3	100.0	100.0	2	100.0	100.0	4	50.0	100.0	4	50.0	75.0	3	100.0	100.0
Pediatrics-Preliminary	23	69.6	91.3	24	66.7	91.7	19	47.4	63.2	24	50.0	79.2	19	52.6	73.7
Pediatrics-Primary	74	41.9	98.6	75	52.0	98.7	92	39.1	97.8	90	40.0	98.9	90	40.0	95.6
Peds/Psych/Child Psych	21	95.2	100.0	21	90.5	100.0	22	90.9	100.0	21	95.2	100.0	21	81.0	95.2
Physical Medicine & Rehab	180	57.8	100.0	157	56.1	99.4	151	53.6	100.0	138	50.0	100.0	133	57.1	100.0
Plastic Surgery (Integrated)	194	89.2	100.0	187	89.3	100.0	180	91.7	100.0	172	91.9	100.0	168	92.9	99.4
Preventive Medicine	0	0.0	0.0	0	0.0	0.0	1	0.0	100.0	1	0.0	100.0	1	0.0	100.0
Psychiatry	2,047	61.2	99.2	1,907	63.2	99.8	1,858	61.2	98.9	1,740	60.6	98.9	1,556	63.1	99.0
Psychiatry-Family Medicine	10	100.0	100.0	12	91.7	100.0	12	83.3	100.0	12	100.0	100.0	12	100.0	100.0
Psychiatry-Neurology	4	50.0	75.0	4	25.0	100.0	2	100.0	100.0	4	75.0	75.0	4	75.0	75.0
Radiation Oncology	10	70.0	90.0	15	46.7	80.0	14	57.1	78.6	15	86.7	93.3	16	93.8	93.8
Radiology-Diagnostic	132	55.3	100.0	122	58.2	96.7	123	40.7	94.3	123*	59.3	99.2*	125	61.6	100.0
Surgery (Categorical)	1,622	65.3	99.8	1,569	65.6	99.7	1,536	67.3	99.7	1,432	73.5	100.0	1,319	76.2	99.6
Surgery-Preliminary (PGY-1 Only)	1,150	26.4	55.0	1,136	23.9	53.9	1,174	24.7	49.7	1,158	23.9	50.2	1,363	41.6	65.2
Thoracic Surgery	47	87.2	100.0	46	93.5	97.8	38	84.2	100.0	37	91.9	100.0	36	86.1	100.0
Transitional (PGY-1 Only)	1,616	56.9	86.9	1,497	56.4	85.0	1,436	57.2	85.7	1,252	62.9	87.9	1,086	71.1	93.6
Vascular Surgery	84	85.7	100.0	79	82.3	100.0	75	81.3	97.3	66	78.8	97.0	60	83.3	96.7
TOTAL - PGY-1	36,277	51.0	93.9	35,194	52.4	94.8	34,266	52.8	94.6	32,194	55.2	94.9	30,232	58.7	96.1

Table 8

Positions Offered and Percent Filled by MD Seniors and All Applicants, 2018 - 2022 (Continued)

Specialty	2022			2021			2020			2019			2018		
	Offered	Filled		Offered	Filled		Offered	Filled		Offered	Filled		Offered	Filled	
		%MD	%Tot		%MD	%Tot		%MD	%Tot		%MD	%Tot		%MD	%Tot
PGY-2 Positions															
Anesthesiology	346	67.1	100.0	339	62.2	100.0	398	66.6	99.5	428	57.5	98.1	447	55.0	98.9
Child Neurology	7	28.6	100.0	8	12.5	75.0	9	11.1	66.7	11	9.1	81.8	8	37.5	87.5
Dermatology	492	82.9	99.4	477	80.1	98.7	478	77.0	98.1	447	82.8	99.3	426	81.7	98.6
Interventional Radiology (Integrated)	123	80.5	100.0	121	80.2	96.7	118	79.7	94.1	113	89.4	100.0	98	94.9	100.0
Neurodevelopmental Disabilities	3	100.0	100.0	4	25.0	50.0	3	33.3	33.3	5	40.0	60.0	4	50.0	50.0
Neurology	233	70.8	99.6	254	65.7	99.6	244	60.7	98.4	281	62.3	94.7	287	66.2	98.6
Nuclear Medicine	1	0.0	0.0	1	0.0	0.0	1	0.0	0.0	0	0.0	0.0	3	0.0	100.0
Osteo Neuromusculoskeletal Med	2	0.0	100.0	7	0.0	42.9	7	0.0	28.6	4	0.0	75.0	0	0.0	0.0
Physical Medicine & Rehab	338	50.9	99.4	327	51.1	99.4	316	51.9	98.7	308	49.0	99.0	281	59.1	100.0
Radiation Oncology	166	58.4	80.7	173	54.3	79.8	175	65.1	81.7	192	76.6	84.9	177	91.5	97.2
Radiology-Diagnostic	997	71.5	99.9	986	68.0	99.3	990	66.7	97.7	965	68.9	98.4	944	72.4	99.5
Radiology-Nuclear Med	3	66.7	100.0	2	50.0	100.0	3	33.3	66.7	2	50.0	100.0	3	33.3	100.0
TOTAL - PGY-2	2,711	69.8	98.5	2,699	66.4	97.6	2,742	66.2	96.6	2,756	67.5	97.2	2,678	70.7	99.0
Physician (R) Positions*															
Anesthesiology	114	0.0	94.7	94	0.0	98.9	116	0.0	93.1	97	0.0	93.8	140	0.0	85.7
Child Neurology	15	0.0	53.3	20	0.0	70.0	25	0.0	48.0	34	0.0	35.3	26	0.0	46.2
Dermatology	22	0.0	95.5	20	0.0	100.0	29	0.0	100.0	27	0.0	92.6	21	0.0	95.2
Interventional Radiology (Integrated)	1	0.0	100.0	2	0.0	100.0	0	0.0	0.0	1	0.0	100.0	3	0.0	100.0
Neurodevelopmental Disabilities	1	0.0	100.0	2	0.0	100.0	3	0.0	33.3	4	0.0	25.0	7	0.0	28.6
Neurology	9	0.0	100.0	21	0.0	95.2	20	0.0	80.0	20	0.0	70.0	20	0.0	90.0
Nuclear Medicine	0	0.0	0.0	0	0.0	0.0	0	0.0	0.0	0	0.0	0.0	2	0.0	50.0
Osteo Neuromusculoskeletal Med	6	0.0	66.7	2	0.0	50.0	6	0.0	16.7	1	0.0	0.0	0	0.0	0.0
Physical Medicine & Rehab	14	0.0	92.9	15	0.0	80.0	13	0.0	100.0	18	0.0	88.9	7	0.0	100.0
Radiation Oncology	9	0.0	66.7	5	0.0	60.0	3	0.0	66.7	4	0.0	50.0	1	0.0	100.0
Radiology-Diagnostic	26	0.0	100.0	31	0.0	74.2	33	0.0	84.8	29	0.0	93.1	30	0.0	83.3
Radiology-Nuclear Med	0	0.0	0.0	1	0.0	100.0	0	0.0	0.0	0	0.0	0.0	0	0.0	0.0
TOTAL - Physician (R)	217	0.0	90.8	213	0.0	89.7	248	0.0	84.7	235	0.0	80.4	257	0.0	81.3
GRAND TOTAL	39,205	52.0	94.2	38,106	53.1	94.9	37,256	53.5	94.6	35,185	55.8	95.0	33,167	59.2	96.2

* Physician (R) positions are PGY-2 positions starting in the year of the Match that are reserved for applicants who have had prior graduate medical education. Physician positions are not available to senior medical students. In previous *Results and Data Books*, the numbers of R positions were small, and they were included in the categorical position counts. In 2014, NRMP began listing R positions separately.

Tables 9-12

Tables 9 through 12 display the numbers of PGY-1 matches in each specialty and their proportions among all specialties for four different applicant groups: all applicants (Table 9), U.S. MD seniors (Table 10), U.S. DO seniors (Table 11), and foreign-trained physicians (Table 12). Foreign-trained physicians are U.S. citizen and non-U.S. citizen students and graduates of international medical schools, excluding Canadian and Fifth Pathway applicants. Specialties that placed at least 10 positions in the Match and showed an increase or decrease in the numbers of matched applicants of greater than 10 percent between 2018 and 2022 are highlighted with arrows.

Between 2018 and 2022, the proportions of matched applicants among all PGY-1 specialties were relatively stable for all applicant groups with some notable trends:

The proportions of U.S. MD seniors matching in Psychiatry (6.8 percent), Anesthesiology (5.7 percent), and Neurology (2.1 percent) have increased modestly but consistently over the past five years (Table 10). In contrast, the proportions of U.S. MD seniors matching in Pediatrics (Categorical) (9.0 percent), Emergency Medicine (8.6 percent) and Family Medicine (8.3 percent) have generally declined over the same period. The proportion of U.S. MD seniors matching in Preliminary Surgery (1.6 percent) was half of that reported in 2018, a likely result, in part, of the fact that U.S. MD seniors who match to Urology no longer use the Main Residency Match to obtain their Preliminary Surgery training.

As a result of the transition to a single accreditation system, the number of U.S. DO seniors in the Match has grown considerably, and every year more U.S. DO seniors match in most specialties (see Table 11). In 2022, the total number of matched U.S. DO seniors was 6,664; compared to 2021, the number matched increased by 337 (5.3 percent). Between 2018 and 2022, the match rate for U.S. DO seniors in Internal Medicine has consistently remained high, fluctuating between 23.1 percent and 24.0 percent. In 2022, the number of U.S. DO seniors in Family Medicine programs was 1,494, 823 (122.7 percent) more than 2018.

Historically, positions obtained by foreign-trained physicians (IMGs) have been concentrated in a few specialties. In 2022, 70.1 percent of matched IMGs obtained positions in Internal Medicine (categorical), Family Medicine, and Pediatrics (categorical) (Table 12).

Table 9

All Applicants Matched to PGY-1 Positions by Specialty, 2018 - 2022

Specialty	2022		2021		2020		2019		2018	
	No.	%	No.	%	No.	%	No.	%	No.	%
▲ Anesthesiology	1,508	4.4	1,457	4.4	1,369	4.2	1,316	4.3	1,226	4.2
▲ Child Neurology	150	0.4	147	0.4	151	0.5	133	0.4	129	0.4
Dermatology	28	0.1	30	0.1	31	0.1	28	0.1	23	0.1
▲ Emergency Medicine	2,702	7.9	2,826	8.5	2,652	8.2	2,458	8.0	2,265	7.8
Emergency Med-Anesthesiology	2	0.0	2	0.0	0	0.0	1	0.0	2	0.0
Emergency Med-Family Med	7	0.0	7	0.0	6	0.0	4	0.0	4	0.0
▲ Family Medicine	4,451	13.1	4,472	13.4	4,313	13.3	3,827	12.5	3,510	12.1
Family Medicine-ONMM	0	0.0	0	0.0	2	0.0	1	0.0	4	0.0
Family Med-Preventive Med	2	0.0	2	0.0	2	0.0	4	0.0	3	0.0
▲ Internal Medicine (Categorical)	8,915	26.2	8,632	25.9	8,324	25.7	7,892	25.8	7,363	25.4
Medicine-Anesthesiology	3	0.0	4	0.0	3	0.0	4	0.0	6	0.0
Medicine-Dermatology	8	0.0	7	0.0	5	0.0	7	0.0	5	0.0
Medicine-Emergency Med	31	0.1	31	0.1	30	0.1	26	0.1	26	0.1
Medicine-Family Medicine	0	0.0	0	0.0	0	0.0	0	0.0	2	0.0
Medicine-Medical Genetics	3	0.0	4	0.0	3	0.0	1	0.0	1	0.0
Medicine-Pediatrics	392	1.2	385	1.2	381	1.2	383	1.3	377	1.3
Medicine-Preliminary (PGY-1 Only)	1,624	4.8	1,639	4.9	1,759	5.4	1,796	5.9	1,762	6.1
Medicine-Preventive Med	8	0.0	5	0.0	7	0.0	6	0.0	6	0.0
▲ Medicine-Primary	424	1.2	437	1.3	423	1.3	386	1.3	372	1.3
Medicine-Psychiatry	24	0.1	24	0.1	23	0.1	23	0.1	24	0.1
▲ Interventional Radiology (Integrated)	45	0.1	38	0.1	37	0.1	37	0.1	35	0.1
Neurodevelopmental Disabilities	5	0.0	6	0.0	4	0.0	4	0.0	4	0.0
Neurological Surgery	240	0.7	234	0.7	232	0.7	231	0.8	225	0.8
▲ Neurology	761	2.2	702	2.1	665	2.1	594	1.9	539	1.9
▲ Obstetrics-Gynecology	1,499	4.4	1,457	4.4	1,440	4.4	1,392	4.6	1,330	4.6
OB/GYN-Preliminary (PGY-1 Only)	9	0.0	12	0.0	9	0.0	9	0.0	11	0.0
▲ Orthopedic Surgery	875	2.6	866	2.6	844	2.6	752	2.5	738	2.5
▲ Osteo Neuromusculoskeletal Med	13	0.0	3	0.0	8	0.0	0	0.0	2	0.0
▲ Otolaryngology	361	1.1	350	1.0	348	1.1	328	1.1	303	1.0
Pathology	619	1.8	589	1.8	587	1.8	569	1.9	568	2.0
Pediatrics (Categorical)	2,861	8.4	2,860	8.6	2,812	8.7	2,778	9.1	2,711	9.3
Pediatrics-Anesthesiology	6	0.0	8	0.0	7	0.0	7	0.0	7	0.0
Pediatrics-Emergency Med	9	0.0	8	0.0	8	0.0	8	0.0	8	0.0
▲ Pediatrics-Medical Genetics	28	0.1	25	0.1	20	0.1	16	0.1	18	0.1
Pediatrics-P M & R	3	0.0	2	0.0	4	0.0	3	0.0	3	0.0
Pediatrics-Preliminary	21	0.1	22	0.1	12	0.0	19	0.1	14	0.0
▼ Pediatrics-Primary	73	0.2	74	0.2	90	0.3	89	0.3	86	0.3
Peds/Psych/Child Psych	21	0.1	21	0.1	22	0.1	21	0.1	20	0.1
▲ Physical Medicine & Rehab	180	0.5	156	0.5	151	0.5	138	0.5	133	0.5
▲ Plastic Surgery (Integrated)	194	0.6	187	0.6	180	0.6	172	0.6	167	0.6
Preventive Medicine	0	0.0	0	0.0	1	0.0	1	0.0	1	0.0
▲ Psychiatry	2,030	6.0	1,904	5.7	1,838	5.7	1,720	5.6	1,540	5.3
Psychiatry-Family Medicine	10	0.0	12	0.0	12	0.0	12	0.0	12	0.0
Psychiatry-Neurology	3	0.0	4	0.0	2	0.0	3	0.0	3	0.0
Radiation Oncology	9	0.0	12	0.0	11	0.0	14	0.0	15	0.1
Radiology-Diagnostic	132	0.4	118	0.4	116	0.4	122	0.4	125	0.4
▲ Surgery (Categorical)	1,619	4.8	1,564	4.7	1,531	4.7	1,432	4.7	1,314	4.5
▼ Surgery-Preliminary (PGY-1 Only)	632	1.9	612	1.8	583	1.8	581	1.9	888	3.1
▲ Thoracic Surgery	47	0.1	45	0.1	38	0.1	37	0.1	36	0.1
▲ Transitional (PGY-1 Only)	1,404	4.1	1,272	3.8	1,230	3.8	1,101	3.6	1,016	3.5
▲ Vascular Surgery	84	0.2	79	0.2	73	0.2	64	0.2	58	0.2
TOTAL - PGY-1	34,075	100	33,353	100	32,399	100	30,550	100	29,040	100

▲▼ Denotes increase/decrease in number of filled positions of more than 10 percent and 10 positions between 2018 and 2022.

Table 10

U.S. MD Seniors Matched to PGY-1 Positions by Specialty, 2018 - 2022

Specialty	2022		2021		2020		2019		2018	
	No.	%	No.	%	No.	%	No.	%	No.	%
▲ Anesthesiology	1,054	5.7	1,024	5.6	936	5.2	907	5.1	861	4.9
Child Neurology	102	0.6	100	0.5	111	0.6	102	0.6	101	0.6
Dermatology	24	0.1	25	0.1	23	0.1	23	0.1	22	0.1
Emergency Medicine	1,593	8.6	1,765	9.6	1,713	9.5	1,617	9.1	1,606	9.1
Emergency Med-Anesthesiology	1	0.0	2	0.0	0	0.0	0	0.0	2	0.0
Emergency Med-Family Med	4	0.0	5	0.0	2	0.0	1	0.0	3	0.0
Family Medicine	1,541	8.3	1,606	8.7	1,543	8.5	1,601	9.0	1,628	9.2
Family Med-Preventive Med	0	0.0	1	0.0	2	0.0	3	0.0	3	0.0
Internal Medicine (Categorical)	3,491	18.9	3,523	19.1	3,496	19.3	3,366	18.9	3,195	18.0
Medicine-Anesthesiology	2	0.0	4	0.0	3	0.0	4	0.0	6	0.0
Medicine-Dermatology	7	0.0	7	0.0	5	0.0	6	0.0	5	0.0
Medicine-Emergency Med	22	0.1	19	0.1	19	0.1	20	0.1	22	0.1
Medicine-Family Medicine	0	0.0	0	0.0	0	0.0	0	0.0	2	0.0
Medicine-Medical Genetics	3	0.0	3	0.0	2	0.0	1	0.0	1	0.0
Medicine-Pediatrics	332	1.8	313	1.7	316	1.7	315	1.8	306	1.7
Medicine-Preliminary (PGY-1 Only)	1,261	6.8	1,210	6.6	1,313	7.3	1,356	7.6	1,370	7.7
Medicine-Preventive Med	5	0.0	2	0.0	4	0.0	2	0.0	4	0.0
Medicine-Primary	248	1.3	251	1.4	247	1.4	239	1.3	229	1.3
Medicine-Psychiatry	20	0.1	22	0.1	18	0.1	18	0.1	20	0.1
Interventional Radiology (Integrated)	37	0.2	30	0.2	25	0.1	30	0.2	34	0.2
Neurodevelopmental Disabilities	3	0.0	3	0.0	3	0.0	3	0.0	3	0.0
Neurological Surgery	202	1.1	198	1.1	203	1.1	213	1.2	203	1.1
▲ Neurology	393	2.1	358	1.9	317	1.8	284	1.6	280	1.6
Obstetrics-Gynecology	1,106	6.0	1,088	5.9	1,089	6.0	1,049	5.9	1,051	5.9
OB/GYN-Preliminary (PGY-1 Only)	4	0.0	6	0.0	3	0.0	4	0.0	6	0.0
Orthopedic Surgery	705	3.8	699	3.8	686	3.8	693	3.9	691	3.9
▲ Otolaryngology	316	1.7	310	1.7	310	1.7	308	1.7	284	1.6
Pathology	231	1.2	198	1.1	204	1.1	201	1.1	220	1.2
Pediatrics (Categorical)	1,661	9.0	1,749	9.5	1,731	9.6	1,715	9.7	1,746	9.8
Pediatrics-Anesthesiology	6	0.0	8	0.0	7	0.0	6	0.0	6	0.0
Pediatrics-Emergency Med	6	0.0	7	0.0	5	0.0	6	0.0	4	0.0
Pediatrics-Medical Genetics	18	0.1	19	0.1	13	0.1	14	0.1	14	0.1
Pediatrics-P M & R	3	0.0	2	0.0	2	0.0	2	0.0	3	0.0
Pediatrics-Preliminary	16	0.1	16	0.1	9	0.0	12	0.1	10	0.1
Pediatrics-Primary	31	0.2	39	0.2	36	0.2	36	0.2	36	0.2
Peds/Psych/Child Psych	20	0.1	19	0.1	20	0.1	20	0.1	17	0.1
▲ Physical Medicine & Rehab	104	0.6	88	0.5	81	0.4	69	0.4	76	0.4
▲ Plastic Surgery (Integrated)	173	0.9	167	0.9	165	0.9	158	0.9	156	0.9
▲ Psychiatry	1,253	6.8	1,205	6.5	1,138	6.3	1,054	5.9	982	5.5
Psychiatry-Family Medicine	10	0.1	11	0.1	10	0.1	12	0.1	12	0.1
Psychiatry-Neurology	2	0.0	1	0.0	2	0.0	3	0.0	3	0.0
Radiation Oncology	7	0.0	7	0.0	8	0.0	13	0.1	15	0.1
Radiology-Diagnostic	73	0.4	71	0.4	50	0.3	73	0.4	77	0.4
Surgery (Categorical)	1,059	5.7	1,029	5.6	1,033	5.7	1,053	5.9	1,005	5.7
▼ Surgery-Preliminary (PGY-1 Only)	304	1.6	272	1.5	290	1.6	277	1.6	567	3.2
▲ Thoracic Surgery	41	0.2	43	0.2	32	0.2	34	0.2	31	0.2
▲ Transitional (PGY-1 Only)	920	5.0	845	4.6	822	4.5	788	4.4	772	4.4
▲ Vascular Surgery	72	0.4	65	0.4	61	0.3	52	0.3	50	0.3
TOTAL - PGY-1	18,486	100	18,435	100	18,108	100	17,763	100	17,740	100

▲▼ Denotes increase/decrease in matched U.S. MD seniors of more than 10 percent and 10 positions between 2018 and 2022.

Table 11 U.S. DO Seniors Matched to PGY-1 Positions by Specialty, 2018 - 2022

Specialty	2022		2021		2020		2019		2018	
	No.	%	No.	%	No.	%	No.	%	No.	%
▲ Anesthesiology	263	3.9	268	4.2	262	4.4	243	5.0	203	5.6
Child Neurology	15	0.2	18	0.3	20	0.3	6	0.1	11	0.3
Dermatology	3	0.0	5	0.1	6	0.1	3	0.1	0	0.0
▲ Emergency Medicine	753	11.3	790	12.5	683	11.4	618	12.8	457	12.6
Emergency Med-Family Med	1	0.0	2	0.0	3	0.1	1	0.0	1	0.0
▲ Family Medicine	1,494	22.4	1,440	22.8	1,392	23.3	937	19.4	671	18.5
Family Medicine-ONMM	0	0.0	0	0.0	2	0.0	1	0.0	4	0.1
Family Med-Preventive Med	1	0.0	0	0.0	0	0.0	1	0.0	0	0.0
▲ Internal Medicine (Categorical)	1,602	24.0	1,482	23.4	1,389	23.3	1,140	23.6	839	23.1
Medicine-Emergency Med	9	0.1	10	0.2	9	0.2	4	0.1	3	0.1
Medicine-Pediatrics	39	0.6	47	0.7	36	0.6	31	0.6	47	1.3
Medicine-Preliminary (PGY-1 Only)	151	2.3	177	2.8	162	2.7	163	3.4	158	4.4
Medicine-Primary	33	0.5	41	0.6	41	0.7	33	0.7	31	0.9
Medicine-Psychiatry	3	0.0	1	0.0	0	0.0	5	0.1	2	0.1
Interventional Radiology (Integrated)	3	0.0	3	0.0	5	0.1	4	0.1	1	0.0
Neurodevelopmental Disabilities	2	0.0	2	0.0	0	0.0	0	0.0	1	0.0
Neurological Surgery	9	0.1	6	0.1	3	0.1	4	0.1	3	0.1
▲ Neurology	132	2.0	107	1.7	103	1.7	96	2.0	60	1.7
▲ Obstetrics-Gynecology	242	3.6	225	3.6	221	3.7	221	4.6	152	4.2
OB/GYN-Preliminary (PGY-1 Only)	1	0.0	1	0.0	1	0.0	1	0.0	0	0.0
▲ Orthopedic Surgery	111	1.7	107	1.7	112	1.9	13	0.3	4	0.1
Osteo Neuromusculoskeletal Med	10	0.2	2	0.0	8	0.1	0	0.0	2	0.1
▲ Otolaryngology	21	0.3	16	0.3	17	0.3	13	0.3	3	0.1
▲ Pathology	76	1.1	55	0.9	67	1.1	49	1.0	54	1.5
▲ Pediatrics (Categorical)	580	8.7	519	8.2	483	8.1	477	9.9	399	11.0
Pediatrics-Anesthesiology	0	0.0	0	0.0	0	0.0	0	0.0	0	0.0
Pediatrics-Emergency Med	3	0.0	1	0.0	1	0.0	2	0.0	2	0.1
Pediatrics-Medical Genetics	1	0.0	2	0.0	3	0.1	2	0.0	2	0.1
Pediatrics-P M & R	0	0.0	0	0.0	2	0.0	1	0.0	0	0.0
Pediatrics-Preliminary	3	0.0	1	0.0	0	0.0	1	0.0	0	0.0
Pediatrics-Primary	9	0.1	3	0.0	11	0.2	9	0.2	3	0.1
Peds/Psych/Child Psych	1	0.0	1	0.0	1	0.0	1	0.0	3	0.1
▲ Physical Medicine & Rehab	55	0.8	49	0.8	60	1.0	49	1.0	41	1.1
Plastic Surgery (Integrated)	0	0.0	2	0.0	0	0.0	1	0.0	2	0.1
▲ Psychiatry	387	5.8	332	5.2	335	5.6	315	6.5	241	6.6
Psychiatry-Family Medicine	0	0.0	1	0.0	2	0.0	0	0.0	0	0.0
Psychiatry-Neurology	1	0.0	2	0.0	0	0.0	0	0.0	0	0.0
Radiation Oncology	1	0.0	0	0.0	1	0.0	0	0.0	0	0.0
▲ Radiology-Diagnostic	41	0.6	28	0.4	28	0.5	24	0.5	24	0.7
▲ Surgery (Categorical)	212	3.2	228	3.6	202	3.4	124	2.6	70	1.9
▲ Surgery-Preliminary (PGY-1 Only)	56	0.8	47	0.7	31	0.5	36	0.7	43	1.2
Thoracic Surgery	1	0.0	1	0.0	1	0.0	0	0.0	0	0.0
▲ Transitional (PGY-1 Only)	338	5.1	302	4.8	260	4.4	191	4.0	92	2.5
Vascular Surgery	1	0.0	3	0.0	5	0.1	5	0.1	1	0.0
TOTAL - PGY-1	6,664	100	6,327	100	5,968	100	4,825	100	3,630	100

▲ Denotes increase/decrease in matched DO seniors of more than 10 percent and 10 positions between 2018 and 2022.

Table 12 Foreign-Trained Physicians* Matched to PGY-1 Positions by Specialty, 2018 - 2022

Specialty	2022		2021		2020		2019		2018	
	No.	%	No.	%	No.	%	No.	%	No.	%
Anesthesiology	118	1.5	116	1.5	136	1.8	139	2.0	126	1.8
▲ Child Neurology	30	0.4	28	0.4	17	0.2	22	0.3	17	0.2
Dermatology	1	0.0	0	0.0	2	0.0	2	0.0	1	0.0
▲ Emergency Medicine	221	2.9	178	2.4	185	2.5	139	2.0	109	1.6
Emergency Med-Anesthesiology	0	0.0	0	0.0	0	0.0	1	0.0	0	0.0
Emergency Med-Family Med	2	0.0	0	0.0	1	0.0	2	0.0	0	0.0
▲ Family Medicine	1,234	16.1	1224	16.3	1,192	16.2	1,113	15.8	1,065	15.5
Family Med-Preventive Med	1	0.0	1	0.0	0	0.0	0	0.0	0	0.0
▲ Internal Medicine (Categorical)	3,568	46.5	3416	45.5	3,239	43.9	3,203	45.6	3,183	46.4
Medicine-Emergency Med	0	0.0	2	0.0	0	0.0	2	0.0	1	0.0
Medicine-Medical Genetics	0	0.0	1	0.0	0	0.0	0	0.0	0	0.0
Medicine-Pediatrics	19	0.2	23	0.3	24	0.3	33	0.5	22	0.3
▼ Medicine-Preliminary (PGY-1 Only)	191	2.5	230	3.1	263	3.6	254	3.6	217	3.2
Medicine-Preventive Med	3	0.0	3	0.0	3	0.0	4	0.1	2	0.0
▲ Medicine-Primary	139	1.8	138	1.8	126	1.7	107	1.5	105	1.5
Medicine-Psychiatry	1	0.0	1	0.0	4	0.1	0	0.0	2	0.0
Interventional Radiology (Integrated)	3	0.0	3	0.0	6	0.1	0	0.0	0	0.0
Neurodevelopmental Disabilities	0	0.0	1	0.0	1	0.0	1	0.0	0	0.0
Neurological Surgery	18	0.2	17	0.2	18	0.2	8	0.1	10	0.1
▲ Neurology	227	3.0	226	3.0	238	3.2	205	2.9	189	2.8
▼ Obstetrics-Gynecology	82	1.1	88	1.2	94	1.3	84	1.2	104	1.5
OB/GYN-Preliminary (PGY-1 Only)	3	0.0	5	0.1	5	0.1	3	0.0	5	0.1
Orthopedic Surgery	19	0.2	8	0.1	12	0.2	10	0.1	13	0.2
Otolaryngology	4	0.1	6	0.1	5	0.1	7	0.1	10	0.1
Pathology	274	3.6	301	4.0	286	3.9	280	4.0	257	3.7
Pediatrics (Categorical)	574	7.5	552	7.4	562	7.6	527	7.5	533	7.8
Pediatrics-Anesthesiology	0	0.0	0	0.0	0	0.0	0	0.0	1	0.0
Pediatrics-Emergency Med	0	0.0	0	0.0	2	0.0	0	0.0	1	0.0
Pediatrics-Medical Genetics	9	0.1	4	0.1	4	0.1	0	0.0	2	0.0
Pediatrics-Preliminary	2	0.0	5	0.1	3	0.0	4	0.1	3	0.0
▼ Pediatrics-Primary	32	0.4	32	0.4	43	0.6	44	0.6	46	0.7
Peds/Psych/Child Psych	0	0.0	1	0.0	1	0.0	0	0.0	0	0.0
Physical Medicine & Rehab	16	0.2	15	0.2	9	0.1	14	0.2	12	0.2
Plastic Surgery (Integrated)	11	0.1	8	0.1	9	0.1	4	0.1	4	0.1
Preventive Medicine	0	0.0	0	0.0	1	0.0	1	0.0	1	0.0
▲ Psychiatry	321	4.2	309	4.1	293	4.0	279	4.0	264	3.8
Psychiatry-Family Medicine	0	0.0	0	0.0	0	0.0	0	0.0	0	0.0
Psychiatry-Neurology	0	0.0	1	0.0	0	0.0	0	0.0	0	0.0
Radiation Oncology	1	0.0	5	0.1	2	0.0	1	0.0	0	0.0
Radiology-Diagnostic	13	0.2	16	0.2	34	0.5	22	0.3	20	0.3
▲ Surgery (Categorical)	161	2.1	156	2.1	178	2.4	152	2.2	140	2.0
Surgery-Preliminary (PGY-1 Only)	235	3.1	269	3.6	242	3.3	248	3.5	255	3.7
Thoracic Surgery	5	0.1	1	0.0	4	0.1	2	0.0	4	0.1
Transitional (PGY-1 Only)	124	1.6	109	1.5	128	1.7	102	1.5	134	2.0
Vascular Surgery	7	0.1	9	0.1	4	0.1	6	0.1	4	0.1
TOTAL - PGY-1	7,669	100	7508	100	7,376	100	7,025	100	6,862	100

▲▼ Denotes increase/decrease in matched foreign-trained physicians of more than 10 percent and 10 positions between 2018 and 2022.

* Foreign-trained physicians include both U.S. citizen and non-U.S. citizen graduates of international medical schools.

Table 13

Table 13A and 13B display the numbers of applicants who ranked each specialty as their only choice, first choice, or not first choice: Only choice includes applicants who ranked that specialty first on their rank order lists (ROLs) and ranked no other specialties. First choice includes applicants who ranked that specialty first and ranked at least one other specialty. Not first choice includes applicants who ranked another specialty first but also included that specialty on their ROL. Preferred choice is defined as first choice ignoring any subsequent choices (only choice and first choice combined). Data on U.S. MD and DO seniors are listed in Table 13A and the same categories are listed in Table 13B for U.S. IMGs and non-U.S. IMGs.

Transitional Year programs are excluded from the counts because they are not considered a preference for a specific specialty. PGY-1 and PGY-2 (including physician R) programs are combined. Internal Medicine and Pediatrics include categorical and primary positions. Preliminary programs are separated from categorical programs for Internal Medicine, Obstetrics and Gynecology, Pediatrics, and General Surgery.

Table 13A and 13B also show the ratio of the number of positions in a specialty to the number of applicants choosing a specialty as their preferred choice.

Using Anesthesiology on Table 13A as an example:

- Combining categorical, advanced, and physician positions, Anesthesiology offered 1,969 positions in total.
- A total of 1,492 U.S. MD seniors ranked at least one Anesthesiology program (sum of 954 “only choice,” 461 “first choice,” and 77 “not first choice”). Anesthesiology was the “preferred choice” for 1,415 U.S. seniors (sum of 954 “only choice” and 461 “first choice”). With 1,969 positions offered, the ratio of positions to U.S. MD senior applicants who ranked Anesthesiology as the “preferred” choice was 1.4 to 1.
- Similarly, 511 U.S. DO senior applicants ranked at least one Anesthesiology program (sum of 175 “only choice,” 299 “first choice,” and 37 “not first choice”). Anesthesiology was the “preferred choice” for 474 U.S. DO seniors (sum of 175 “only choice” and 299 “first choice”). With 1,969 positions offered, the ratio of positions to U.S. DO senior applicants who ranked Anesthesiology as the “preferred” choice was 4.2 to 1.
- Lastly, for the 1,889 total applicants who preferred Anesthesiology (combining MD seniors and DO seniors), the ratio of positions per applicant was 1.0.

Table 13 A U.S. MD Seniors and U.S. DO Seniors Choices by Specialty, 2022

Specialty	U.S. MD Seniors					U.S. DO Seniors				Positions per All MD/DO Senior Applicants
	Total Positions	Preferred Choice			Positions per MD Senior	Preferred Choice			Positions per DO Senior	
		Only Choice	First Choice	Not First Choice		Only Choice	First Choice	Not First Choice		
Anesthesiology	1,969	954	461	77	1.4	175	299	37	4.2	1.0
Child Neurology	188	77	27	14	1.8	12	7	11	9.9	1.5
Dermatology	544	133	462	19	0.9	14	62	11	7.2	0.8
Emergency Medicine	2,921	1,470	124	101	1.8	630	144	76	3.8	1.2
Family Medicine	4,916	1,409	91	289	3.3	1,271	136	606	3.5	1.7
Internal Medicine	9,809	3,491	198	443	2.7	1,353	243	435	6.1	1.9
Internal Medicine (Prelim)	1,774	214	18	1,196	7.6	4	6	313	177.4	7.3
Internal Medicine/Emergency Medicine	31	0	36	36	0.9	0	14	17	2.2	0.6
Internal Medicine/Pediatrics	392	247	116	40	1.1	18	32	19	7.8	0.9
Internal Medicine/Psychiatry	24	1	34	28	0.7	0	3	8	8.0	0.6
Interventional Radiology	169	4	157	40	1.0	0	34	25	5.0	0.9
Neurological Surgery	240	240	32	3	0.9	9	12	3	11.4	0.8
Neurology	1,014	501	61	31	1.8	115	48	25	6.2	1.4
Obstetrics and Gynecology	1,503	1,123	192	43	1.1	250	121	25	4.1	0.9
Orthopaedic Surgery	875	939	129	18	0.8	147	50	8	4.4	0.7
Osteopathic Neuromusculoskeletal Medicine	24	0	0	0	0.0	3	7	6	2.4	2.4
Otolaryngology	361	375	80	8	0.8	7	28	6	10.3	0.7
Pathology-Anatomic and Clinical	631	215	15	18	2.7	75	6	8	7.8	2.0
Pediatrics	3,016	1,626	56	191	1.8	511	74	97	5.2	1.3
Pediatrics (Prelim)	23	0	0	20	0.0	0	0	3	0.0	0.0
Pediatrics/Medical Genetics	30	3	15	5	1.7	0	1	0	30.0	1.6
Pediatrics/Psychiatry/Child and Adolescent Psychiatry	21	0	33	18	0.6	0	3	7	7.0	0.6
Physical Medicine and Rehabilitation	532	202	108	26	1.7	137	138	35	1.9	0.9
Plastic Surgery	194	173	103	5	0.7	1	5	4	32.3	0.7
Psychiatry	2,047	1,183	146	108	1.5	299	136	59	4.7	1.2
Radiation Oncology	185	81	23	7	1.8	3	4	3	26.4	1.7
Radiology-Diagnostic	1,155	502	409	199	1.3	89	164	47	4.6	1.0
Surgery-General	1,622	889	317	261	1.3	202	123	72	5.0	1.1
Surgery-General (Prelim)	1,150	75	6	525	14.2	8	4	147	95.8	12.4
Thoracic Surgery	47	1	62	13	0.7	0	2	2	23.5	0.7
Vascular Surgery	84	50	45	5	0.9	2	11	3	6.5	0.8
TOTAL *	39,205	16,234	3,667	4,924		5,353	1,949	2,644		

Only choice includes applicants who ranked that specialty first on their rank order lists (ROLs) and ranked no other specialties. **First choice** includes applicants who ranked that specialty first and ranked at least one other specialty on their ROLs. **Not first choice** includes applicants who ranked another specialty first but also included that specialty on their ROLs. **Preferred choice** is defined as either only choice or first choice. Transitional Year programs were excluded from these counts because they are not considered a preference for a specific specialty.

Total Positions: includes all positions (categorical, advanced, primary care categorical, and physician) except preliminary positions offered in a specialty. Preliminary positions are reported separately.

Positions Per MD Senior: is the ratio of Total Positions to the number of MD seniors for whom that specialty was the first or only choice.

Positions Per DO Senior: is the ratio of Total Positions to the number of DO seniors for whom that specialty was the first or only choice.

Positions Per All Senior Applicants: is the ratio of Total Positions to the number of MD seniors and DO seniors for whom that specialty was the first or only choice.

Note: Specialties with fewer than 20 total positions are not displayed on this table.

* The **TOTAL** row includes all positions in all specialties.

Table 13 B U.S. IMG and Non-U.S. IMG Choices by Specialty, 2022

Specialty	Non- U.S. IMG					U.S. IMG				Positions per All IMG Applicants
	Total Positions	Preferred Choice			Positions per Non-U.S. IMG	Preferred Choice			Positions per U.S. IMG	
		Only Choice	First Choice	Not First Choice		Only Choice	First Choice	Not First Choice		
Anesthesiology	1,969	96	90	26	10.6	77	106	30	10.8	5.3
Child Neurology	188	14	16	29	6.3	8	8	6	11.8	4.1
Dermatology	544	16	9	2	21.8	17	8	4	21.8	10.9
Emergency Medicine	2,921	34	29	18	46.4	113	102	40	13.6	10.5
Family Medicine	4,916	564	227	548	6.2	800	294	739	4.5	2.6
Internal Medicine	9,809	3,233	967	625	2.3	1,160	649	593	5.4	1.6
Internal Medicine (Prelim)	1,774	25	22	444	37.7	12	21	280	53.8	22.2
Internal Medicine/Emergency Medicine	31	0	2	1	15.5	0	3	4	10.3	6.2
Internal Medicine/Pediatrics	392	6	15	53	18.7	5	13	10	21.8	10.1
Internal Medicine/Psychiatry	24	1	2	8	8.0	1	2	5	8.0	4.0
Interventional Radiology	169	1	13	11	12.1	0	7	7	24.1	8.0
Neurological Surgery	240	28	14	1	5.7	6	3	2	26.7	4.7
Neurology	1,014	221	150	166	2.7	65	57	44	8.3	2.1
Obstetrics and Gynecology	1,503	59	60	21	12.6	54	71	22	12.0	6.2
Orthopaedic Surgery	875	17	3	0	43.8	19	12	1	28.2	17.2
Osteopathic Neuromusculoskeletal Medicine	24	0	0	0	0.0	1	0	0	24.0	24.0
Otolaryngology	361	7	5	0	30.1	2	2	1	90.3	22.6
Pathology-Anatomic and Clinical	631	305	30	80	1.9	100	34	43	4.7	1.3
Pediatrics	3,016	405	133	279	5.6	211	79	114	10.4	3.6
Pediatrics (Prelim)	23	0	3	9	7.7	0	0	2	0.0	7.7
Pediatrics/Medical Genetics	30	2	8	9	3.0	0	4	0	7.5	2.1
Pediatrics/Psychiatry/Child and Adolescent Psychiatry	21	0	0	0	0.0	0	1	0	21.0	21.0
Physical Medicine and Rehabilitation	532	16	17	13	16.1	18	25	14	12.4	7.0
Plastic Surgery	194	6	11	1	11.4	6	7	0	14.9	6.5
Psychiatry	2,047	223	58	70	7.3	245	145	81	5.2	3.1
Radiation Oncology	185	16	8	8	7.7	9	3	4	15.4	5.1
Radiology-Diagnostic	1,155	55	104	35	7.3	30	56	19	13.4	4.7
Surgery-General	1,622	110	181	121	5.6	96	148	81	6.6	3.0
Surgery-General (Prelim)	1,150	66	61	288	9.1	12	24	187	31.9	7.1
Thoracic Surgery	47	4	12	4	2.9	0	4	1	11.8	2.4
Vascular Surgery	84	5	15	6	4.2	0	5	5	16.8	3.4
TOTAL *	39,205	5,570	2,292	3,117		3,117	1,929	2,587		

Only choice includes applicants who ranked that specialty first on their rank order lists (ROLs) and ranked no other specialties. **First choice** includes applicants who ranked that specialty first and ranked at least one other specialty on their ROLs. **Not first choice** includes applicants who ranked another specialty first but also included that specialty on their ROLs. **Preferred choice** is defined as either only choice or first choice. Transitional Year programs were excluded from these counts because they are not considered a preference for a specific specialty.

Total Positions: includes all positions (categorical, advanced, primary care categorical, and physician) except preliminary positions offered in a specialty. Preliminary positions are reported separately.

Positions Per Non-U.S. IMG: is the ratio of Total Positions to the number of Non-U.S. IMG for whom that specialty was the first or only choice.

Positions Per U.S. IMG: is the ratio of Total Positions to the number of U.S. IMG for whom that specialty was the first or only choice.

Positions Per All IMG Applicants: is the ratio of Total Positions to the number of Non-U.S. IMG and U.S. IMG for whom that specialty was the first or only choice.

Note: Specialties with fewer than 20 total positions are not displayed on this table.

* The **TOTAL** row includes all positions in all specialties.

Table 14

Tables 14A and 14B present data on applicants who ranked each specialty as their only choice in the 2022 Match. Table 14A, reflects outcomes for U.S. MD and DO seniors, and the same categories are presented in Table 14B for U.S. IMGs and non-U.S. IMGs. Prior to 2012, Table 14 and Figure 6 reported Match results by specialty groups that included the combined specialties. In this report, results are aggregated by specialty instead of specialty group. Preliminary positions are reported separately.

Internal Medicine, Family Medicine, and Pediatrics had large numbers of matched U.S. MD seniors and DO seniors. Overall, 3,038 (61.8 percent) of matched U.S. DO seniors who ranked only one specialty (n=4,914) matched to a primary care specialty compared to 6,437 (42.6 percent) of matched U.S. MD seniors who ranked only one specialty (n=15,123). In contrast, 75.4 percent (1,368 of 1,815) matched U.S. citizen IMGs who ranked only one specialty matched in primary care along with 79.1 percent (2,468 of 3,119) of non-U.S. citizen IMGs.

As seen in Figure 6, higher proportions of unmatched U.S. MD seniors and DO seniors have been observed in traditionally competitive specialties like Orthopedic Surgery, Neurological Surgery, Plastic Surgery, Otolaryngology, Dermatology, and General Surgery.

Table 14 A Match Results for U.S. MD Seniors and U.S. DO Seniors Applicants Who Ranked Each Specialty as Their Only Choice, 2022

Specialty	Matched		Unmatched		Total		Percent Matched		Percent Unmatched	
	MD	DO	MD	DO	MD	DO	MD	DO	MD	DO
Anesthesiology	901	135	53	40	954	175	6.0	2.7	5.6	22.9
Child Neurology	77	12	0	0	77	12	0.5	0.2	0.0	0.0
Dermatology	106	10	27	4	133	14	0.7	0.2	20.3	28.6
Emergency Medicine	1,454	611	16	19	1,470	630	9.6	12.4	1.1	3.0
Family Medicine	1,386	1,228	23	43	1,409	1,271	9.2	25.0	1.6	3.4
Internal Medicine	3,443	1,305	48	48	3,491	1,353	22.8	26.6	1.4	3.5
Internal Medicine (Prelim)	210	4	4	0	214	4	1.4	0.1	1.9	0.0
Internal Medicine/Emergency Medicine	0	0	0	0	0	0	0.0	0.0	0.0	0.0
Internal Medicine/Pediatrics	242	18	5	0	247	18	1.6	0.4	2.0	0.0
Internal Medicine/Psychiatry	0	0	1	0	1	0	0.0	0.0	100.0	0.0
Interventional Radiology	4	0	0	0	4	0	0.0	0.0	0.0	0.0
Neurological Surgery	196	5	44	4	240	9	1.3	0.1	18.3	44.4
Neurology	494	111	7	4	501	115	3.3	2.3	1.4	3.5
Obstetrics and Gynecology	975	179	148	71	1,123	250	6.4	3.6	13.2	28.4
Orthopaedic Surgery	658	91	281	56	939	147	4.4	1.9	29.9	38.1
Osteopathic Neuromusculoskeletal Medicine	0	3	0	0	0	3	0.0	0.1	0.0	0.0
Otolaryngology	275	7	100	0	375	7	1.8	0.1	26.7	0.0
Pathology-Anatomic and Clinical	210	170	5	5	215	75	1.4	1.4	2.3	6.7
Pediatrics	1,608	505	18	6	1,626	511	10.6	10.3	1.1	1.2
Pediatrics (Prelim)	0	0	0	0	0	0	0.0	0.0	0.0	0.0
Pediatrics/Medical Genetics	3	0	0	0	3	0	0.0	0.0	0.0	0.0
Pediatrics/Psychiatry/Child and Adolescent Psychiatry	0	0	0	0	0	0	0.0	0.0	0.0	0.0
Physical Medicine and Rehabilitation	180	111	22	26	202	137	1.2	2.3	10.9	19.0
Plastic Surgery	138	0	35	1	173	1	0.9	0.0	20.2	100.0
Psychiatry	1,105	275	78	24	1,183	299	7.3	5.6	6.6	8.0
Radiation Oncology	80	3	1	0	81	3	0.5	0.1	1.2	0.0
Radiology-Diagnostic	444	68	58	21	502	89	2.9	1.4	11.6	23.6
Surgery-General	775	146	114	56	889	202	5.1	3.0	12.8	27.7
Surgery-General (Prelim)	66	7	9	1	75	8	0.4	0.1	12.0	12.5
Thoracic Surgery	0	0	1	0	1	0	0.0	0.0	100.0	0.0
Vascular Surgery	45	0	5	2	50	2	0.3	0.0	10.0	100.0
TOTAL*	15,123	4,914	1,111	439	16,234	5,353	100.0	100.0	6.8	8.2

Note: Specialties with fewer than 20 total positions are not displayed on this table. Transitional Year is excluded.

* The **TOTAL** row includes all positions in all specialties.

Table 14 B

Match Results for U.S. IMG and Non-U.S. IMG Applicants Who Ranked Each Specialty as Their Only Choice, 2022

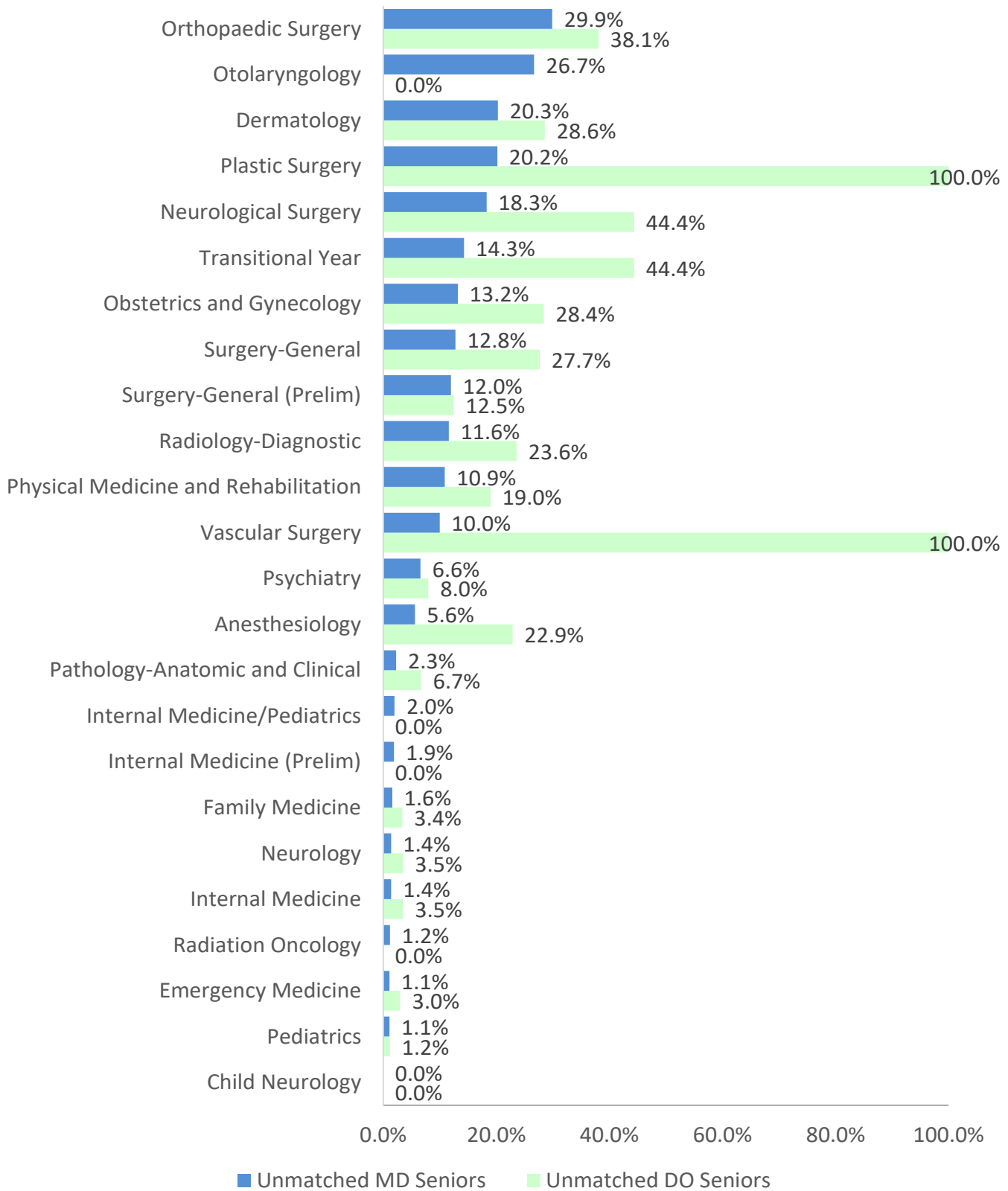
Specialty	Matched		Unmatched		Total		Percent Matched		Percent Unmatched	
	U.S.IMG	IMG	U.S. IMG	IMG	U.S. IMG	IMG	U.S. IMG	IMG	U.S. IMG	IMG
Anesthesiology	35	39	42	57	77	96	1.9	1.3	54.5	59.4
Child Neurology	5	7	3	7	8	14	0.3	0.2	37.5	50.0
Dermatology	7	7	10	9	17	16	0.4	0.2	58.8	56.3
Emergency Medicine	92	24	21	10	113	34	5.1	0.8	18.6	29.4
Family Medicine	478	265	322	299	800	564	26.3	8.5	40.3	53.0
Internal Medicine	726	1,955	434	1,278	1,160	3,233	40.0	62.7	37.4	39.5
Internal Medicine (Prelim)	4	11	8	14	12	25	0.2	0.4	66.7	56.0
Internal Medicine/Emergency Medicine	0	0	0	0	0	0	0.0	0.0	0.0	0.0
Internal Medicine/Pediatrics	1	2	4	4	5	6	0.1	0.1	80.0	66.7
Internal Medicine/Psychiatry	0	0	1	1	1	1	0.0	0.0	100.0	100.0
Interventional Radiology	0	0	0	1	0	1	0.0	0.0	0.0	100.0
Neurological Surgery	2	13	4	15	6	28	0.1	0.4	66.7	53.6
Neurology	37	122	28	99	65	221	2.0	3.9	43.1	44.8
Obstetrics and Gynecology	19	18	35	41	54	59	1.0	0.6	64.8	69.5
Orthopaedic Surgery	6	11	13	6	19	17	0.3	0.4	68.4	35.3
Osteopathic Neuromusculoskeletal Medicine	1	0	0	0	1	0	0.1	0.0	0.0	0.0
Otolaryngology	1	1	1	6	2	7	0.1	0.0	50.0	85.7
Pathology-Anatomic and Clinical	48	185	52	120	100	305	2.6	5.9	52.0	39.3
Pediatrics	164	248	47	157	211	405	9.0	8.0	22.3	38.8
Pediatrics (Prelim)	0	0	0	0	0	0	0.0	0.0	0.0	0.0
Pediatrics/Medical Genetics	0	1	0	1	0	2	0.0	0.0	0.0	50.0
Pediatrics/Psychiatry/Child and Adolescent Psychiatry	0	0	0	0	0	0	0.0	0.0	0.0	0.0
Physical Medicine and Rehabilitation	5	6	13	10	18	16	0.3	0.2	72.2	62.5
Plastic Surgery	2	3	4	3	6	6	0.1	0.1	66.7	50.0
Psychiatry	112	101	133	122	245	223	6.2	3.2	54.3	54.7
Radiation Oncology	7	9	2	7	9	16	0.4	0.3	22.2	43.8
Radiology-Diagnostic	13	24	17	31	30	55	0.7	0.8	56.7	56.4
Surgery-General	33	32	63	78	96	110	1.8	1.0	65.6	70.9
Surgery-General (Prelim)	5	28	7	38	12	66	0.3	0.9	58.3	57.6
Thoracic Surgery	0	1	0	3	0	4	0.0	0.0	0.0	75.0
Vascular Surgery	0	1	0	4	0	5	0.0	0.0	0.0	80.0
TOTAL*	1,815	3,119	1,302	2,451	3,117	5,570	100.0	100.0	41.8	44.0

Note: Specialties with fewer than 20 total positions are not displayed on this table. Transitional Year is excluded.

* The **TOTAL** row includes all positions in all specialties.

Figure 6

Percentages of Unmatched MD Seniors and DO Seniors Who Ranked Each Specialty as Their Only Choice, 2022



Note: Specialties with fewer than 20 matched applicants are excluded from this figure. Transitional Year is excluded.

Table 15 and Figure 7

Table 15 shows trends between 1997 and 2022 in the percentages of U.S. MD seniors and U.S. DO seniors who matched to their first, second, third, fourth, or lower than fourth program choice on their rank order lists. (See Table 6 for trends in overall match rates by applicant type based on total active applicants).

In 2022, 48.5 percent of matched U.S. MD seniors matched to their first-choice programs, 2.1 percentage points higher than in 2021. Among matched U.S. DO seniors, the percentage of first-choice matches was 47.7 percent, 5.3 percentage points higher than in 2021. Among all active U.S. MD senior applicants, 6.7 percent were unmatched; among all active U.S. DO senior applicants, 8.2 percent were unmatched.

Figure 7 shows the percentage of applicants matched to programs by rank choice using both matched applicants (top two figures) and all applicants (bottom two figures).

Table 15 Matches from MD and DO Seniors Applicants' Rank Order Lists, 1997 - 2022

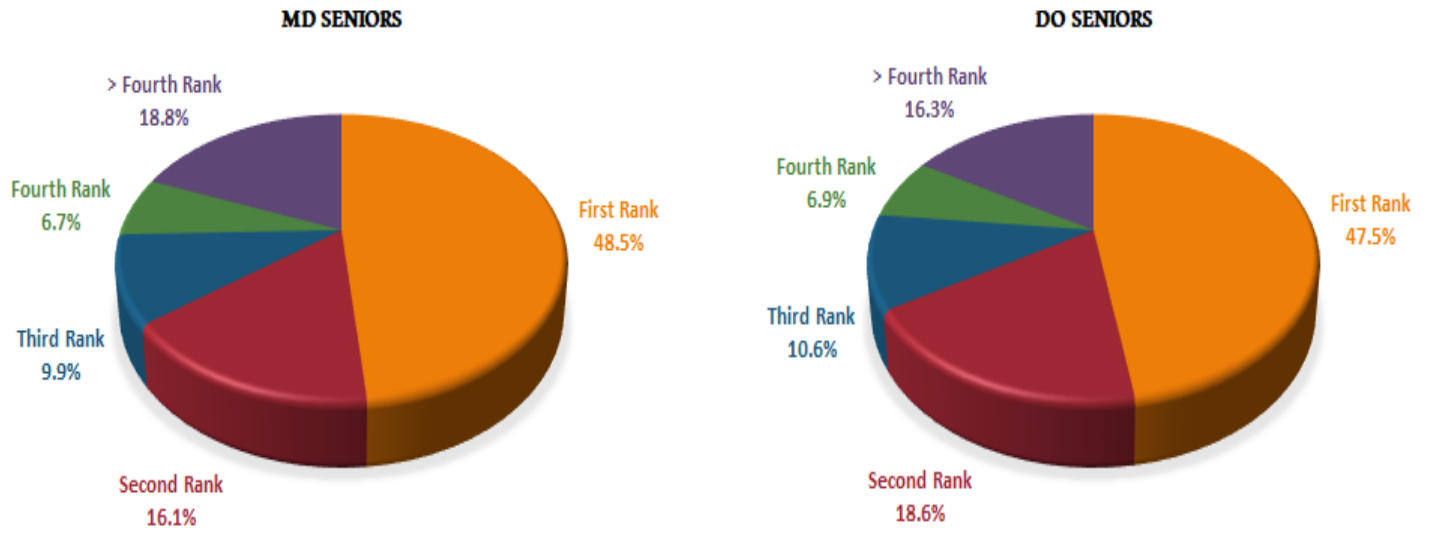
Year	First Rank		Second Rank		Third Rank		Fourth Rank		> Fourth Rank		Unmatched	
	No.	% of Matches	No.	% of Matches	No.	% of Matches	No.	% of Matches	No.	% of Matches	No.	%
MD Seniors												
1997	8,079	59.0	2,182	15.9	1,311	9.6	761	5.6	1,369	10.0	912	6.2
1998	8,028	58.0	2,283	16.5	1,332	9.6	802	5.8	1,398	10.1	767	5.2
1999	8,455	60.7	2,181	15.7	1,234	8.9	774	5.6	1,277	9.2	686	4.7
2000	8,542	62.4	2,102	15.3	1,187	8.7	656	4.8	1,209	8.8	662	4.6
2001	8,393	61.0	2,149	15.6	1,199	8.7	698	5.1	1,314	9.6	702	4.9
2002	8,370	61.0	2,130	15.5	1,289	9.4	687	5.0	1,249	9.1	611	4.3
2003	8,482	62.4	2,135	15.7	1,144	8.4	701	5.2	1,133	8.3	737	5.1
2004	8,510	61.9	2,138	15.6	1,188	8.6	659	4.8	1,243	9.0	871	6.0
2005	8,729	62.5	2,091	15.0	1,219	8.7	655	4.7	1,267	9.1	758	5.1
2006	8,551	60.1	2,198	15.5	1,286	9.0	734	5.2	1,451	10.2	788	5.3
2007	8,442	58.6	2,266	15.7	1,367	9.5	797	5.5	1,537	10.7	797	5.2
2008	8,692	59.9	2,280	15.7	1,300	9.0	738	5.1	1,505	10.4	727	4.8
2009	8,318	56.4	2,394	16.2	1,355	9.2	788	5.3	1,887	12.8	896	5.7
2010	8,462	56.0	2,468	16.3	1,471	9.7	852	5.6	1,869	12.4	948	5.9
2011	8,707	55.4	2,531	16.1	1,547	9.9	913	5.8	2,006	12.8	855	5.2
2012	8,946	56.5	2,467	15.6	1,500	9.5	904	5.7	2,015	12.7	695	4.2
2013	8,672	52.5	2,650	16.0	1,700	10.3	1,100	6.7	2,402	14.5	963	5.5
2014	8,970	54.2	2,691	16.3	1,710	10.3	1,001	6.1	2,163	13.1	839	4.8
2015	8,789	51.6	2,817	16.5	1,748	10.3	1,134	6.7	2,544	14.9	993	5.5
2016	9,110	53.0	2,830	16.5	1,673	9.7	1,023	5.9	2,561	14.9	990	5.4
2017	8,976	51.0	2,920	16.6	1,885	10.7	1,102	6.3	2,722	15.5	934	5.0
2018	9,128	51.1	2,831	15.9	1,832	10.3	1,184	6.6	2,877	16.1	966	5.1
2019	8,915	50.0	2,888	16.2	1,914	10.7	1,235	6.9	2,883	16.2	1,090	5.8
2020	8,955	49.2	2,979	16.4	1,820	10.0	1,237	6.8	3,198	17.6	1,137	5.9
2021	8,569	46.4	2,907	15.7	1,880	10.2	1,349	7.3	3,778	20.4	1,383	7.0
2022	8,999	48.5	2,993	16.1	1,833	9.9	1,250	6.7	3,485	18.8	1,342	6.7
DO Seniors												
1997	250	62.0	68	16.9	49	12.2	16	4.0	20	5.0	134	25.0
1998	281	57.3	99	20.2	39	8.0	26	5.3	45	9.2	114	18.9
1999	357	60.6	107	18.2	49	8.3	30	5.1	46	7.8	129	18.0
2000	438	59.0	127	17.1	69	9.3	48	6.5	60	8.1	130	14.9
2001	511	58.9	145	16.7	96	11.1	47	5.4	68	7.8	150	14.7
2002	512	55.2	183	19.7	102	11.0	56	6.0	75	8.1	152	14.1
2003	605	59.7	196	19.3	93	9.2	61	6.0	59	5.8	154	13.2
2004	647	57.6	231	20.6	113	10.1	56	5.0	77	6.9	187	14.3
2005	628	58.1	196	18.1	102	9.4	69	6.4	85	7.9	210	16.3
2006	586	56.2	209	20.1	110	10.6	65	6.2	72	6.9	209	16.7
2007	641	55.1	225	19.3	110	9.5	85	7.3	103	8.8	239	17.0
2008	752	54.3	283	20.4	148	10.7	81	5.9	120	8.7	274	16.5
2009	755	52.3	282	19.5	174	12.1	90	6.2	142	9.8	320	18.2
2010	718	48.5	310	21.0	174	11.8	98	6.6	179	12.1	312	17.4
2011	817	50.7	305	18.9	184	11.4	120	7.4	185	11.5	338	17.3
2012	888	49.4	385	21.4	216	12.0	111	6.2	198	11.0	325	15.3
2013	971	48.3	368	18.3	227	11.3	133	6.6	313	15.6	413	17.0
2014	1,021	47.6	439	20.5	267	12.5	131	6.1	285	13.3	338	13.6
2015	1,162	49.7	456	19.5	254	10.9	164	7.0	302	12.9	377	13.9
2016	1,174	48.9	461	19.2	294	12.2	186	7.7	288	12.0	360	13.0
2017	1,453	49.8	528	18.1	342	11.7	195	6.7	399	13.7	418	12.5
2018	1,780	48.2	672	18.2	451	12.2	244	6.6	549	14.9	579	13.5
2019	2,338	47.7	929	19.0	564	11.5	346	7.1	722	14.7	579	10.6
2020	2,869	47.8	1,059	17.6	677	11.3	442	7.4	958	16.0	576	8.8
2021	2,692	42.4	1,146	18.0	749	11.8	513	8.1	1,252	19.7	749	10.5
2022	3,195	47.7	1,237	18.5	711	10.6	464	6.9	1,094	16.3	602	8.2

Note: Percent matched by rank are not a reflection of applicant or match quality. Ranking preferences are individualized decisions based on a variety of factors.

Figure 7

Percent of Matches by Choice and Type of Applicant, 2022

Matched Applicants



All Applicants

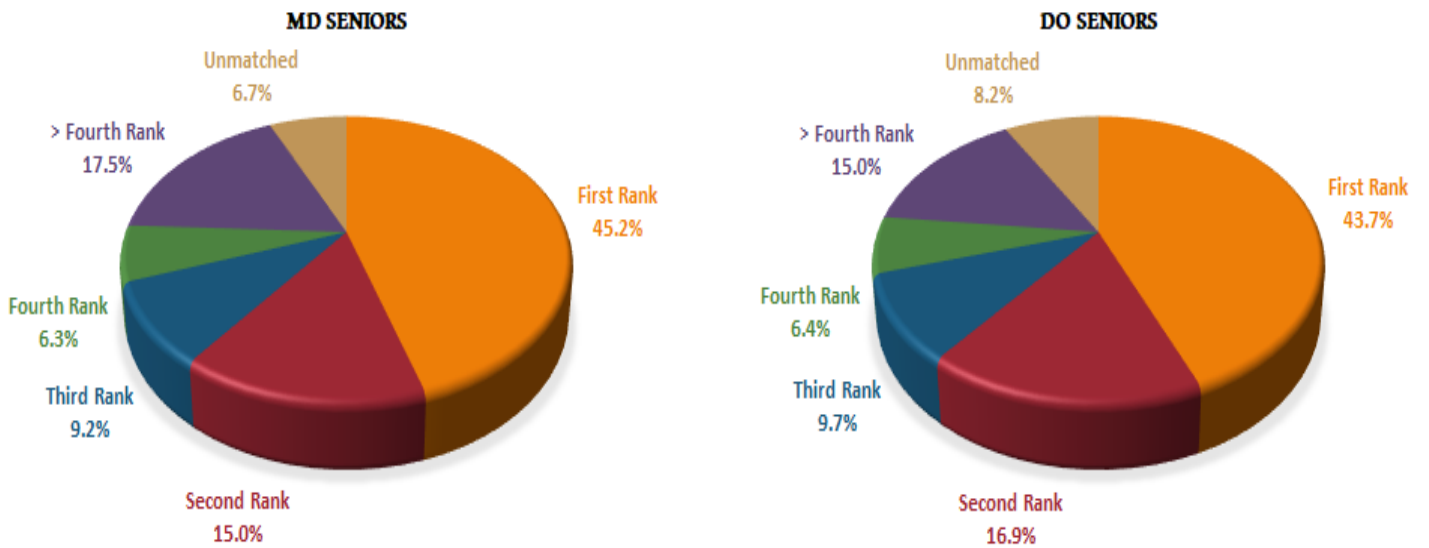


Table 16

The NRMP began offering the couples match in 1984. Any two individuals can identify themselves as a couple to the NRMP and submit rank order lists of identical length. The matching algorithm treats the two lists as a unit, matching the couple to the highest pair of program choices where both partners obtain a match.

Table 16 presents the number of couples in the Match and their match outcomes. In 2022, 2,444 individual applicants participated in the Match as a couple ($2,444/2 = 1,222$ couples).

Couples often rank the same program multiple times against a different program on the partner's list. They also have the option of one partner indicating a willingness to be unmatched at a specific rank on the rank order list if the other partner matches to the program paired to that rank. Table 16 shows the number of couples matched with that option in the One Matched column (100 in 2022).

Couples enjoy success, with match rates above 90 percent every year since 1984. In 2022, the match rate for couples was 93.7 percent, calculated by adding number of 'Both Matched' ($n= 1,095 \times 2 = 2,190$) to number of 'One Matched' ($n=100$) and dividing by number of 'Individual' ($n=2,444$). Approximately 66 percent of couples are U.S. MD seniors.

Table 16 Number of Couples in the Match and Match Outcome, 1987 - 2022

Year	Couples	Individuals	Both Matched	One Matched	Neither Matched	Match Rate %
1987	347	694	316	14	17	93.1
1988	388	776	355	19	14	93.9
1989	421	842	384	21	16	93.7
1990	397	794	356	20	21	92.2
1991	377	754	349	17	11	94.8
1992	461	922	412	20	29	91.5
1993	427	854	384	27	16	93.1
1994	446	892	391	35	20	91.6
1995	499	998	433	33	33	90.1
1996	504	1,008	446	20	38	90.5
1997	535	1,070	479	29	27	92.2
1998	525	1,050	481	27	17	94.2
1999	536	1,072	496	27	13	95.1
2000	508	1,016	475	18	15	95.3
2001	561	1,122	518	25	18	94.6
2002	543	1,086	507	19	17	95.1
2003	570	1,140	529	22	19	94.7
2004	641	1,282	584	36	21	93.9
2005	606	1,212	552	39	15	94.3
2006	610	1,220	552	36	22	93.4
2007	621	1,242	553	36	32	91.9
2008	738	1,476	667	47	24	93.6
2009	788	1,576	706	55	27	93.1
2010	808	1,616	730	50	28	93.4
2011	809	1,618	739	53	17	94.6
2012	878	1,756	804	54	19	94.6
2013	935	1,870	868	44	23	95.2
2014	925	1,850	843	56	26	94.2
2015	1,035	2,070	950	62	23	94.8
2016	1,046	2,092	971	61	14	95.7
2017	1,125	2,250	1,040	66	19	95.4
2018	1,165	2,330	1,082	67	16	95.8
2019	1,076	2,152	993	59	24	95.0
2020	1,224	2,448	1,128	84	12	95.6
2021	1,224	2,448	1,089	108	27	93.4
2022	1,222	2,444	1,095	100	27	93.7

Figure 8 Number of Couples in the Match and Match Outcome, 1987-2022

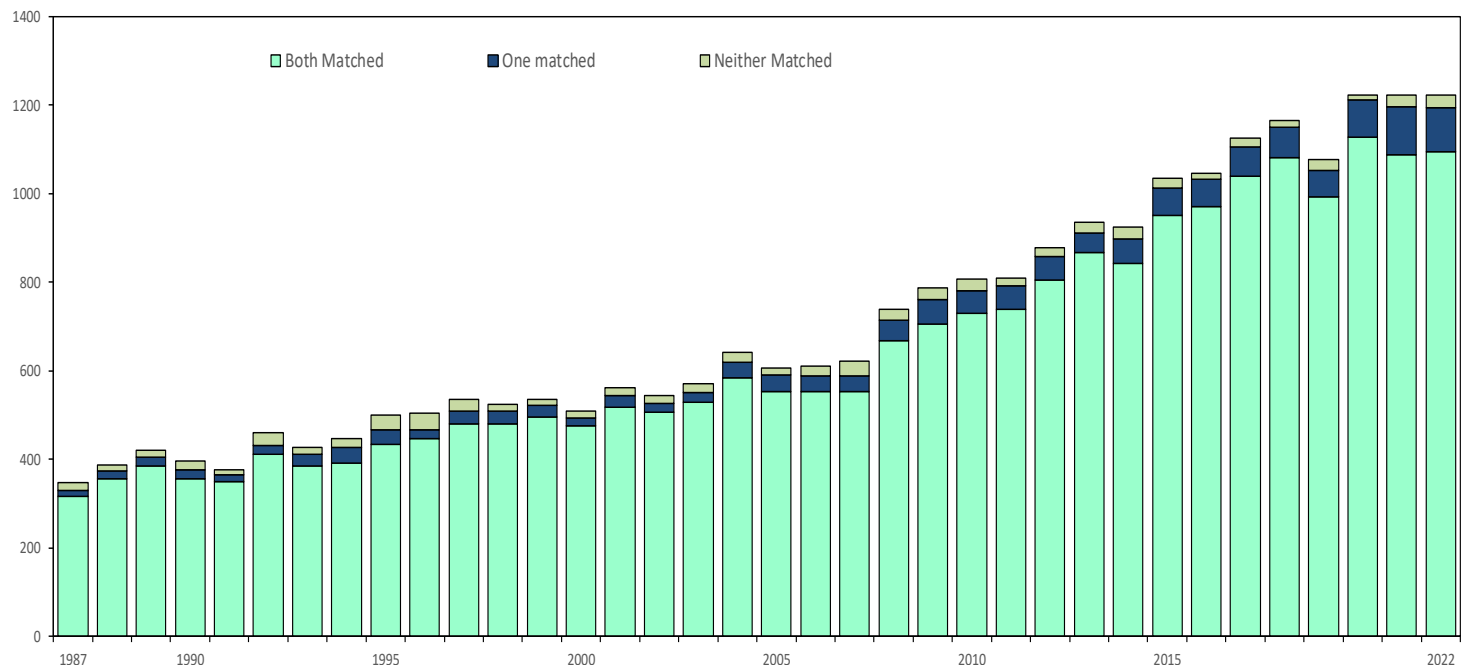


Table 17

Table 17 displays by specialty the average number of ranked applicants needed to fill each position within programs. Only programs that filled all positions are included in the calculations. Specialties with fewer than 5 programs that filled all positions were excluded to maintain their anonymity. Although this measure is affected by such factors as the number and geographic distribution of programs as well as the number of applicants ranked by the programs, it is a rough measure of specialty competitiveness. It may be more appropriate to interpret the data within each specialty across time and less appropriate to compare across specialties, especially for specialties with a large proportion of programs that do not fill.

Using Emergency Medicine as an example, on average programs that filled all positions ranked 8.8 applicants per available position in the 2022 Match. That figure represents an increase of 3.0 ranked applicants per filled position when compared with the 2021 average of 5.8.

Table 17 Average Number of Ranked Applicants Needed to Fill Each Position by Specialty, 2018 - 2022

Specialty	Average Number of Ranked Applicants Per Position Needed to Fill All Positions within Programs*				
	2022	2021	2020	2019	2018
PGY- 1					
Anesthesiology	5.7	5.6	6.5	7.0	7.7
Child Neurology	7.6	7.8	5.9	6.2	6.3
Dermatology	2.6	5.5	5.3	4.1	4.6
Emergency Medicine	8.8	5.8	6.0	6.8	6.4
Family Medicine	7.5	7.7	6.5	6.0	6.0
Internal Medicine (Categorical)	7.3	7.8	6.5	7.2	7.3
Medicine-Dermatology	2.3	--	--	2.5	--
Medicine-Emergency Med	4.8	2.9	4.0	4.3	5.0
Medicine-Pediatrics	6.1	5.4	6.4	6.6	6.1
Medicine-Preliminary (PGY-1 Only)	8.5	8.4	7.6	8.2	7.5
Medicine-Primary	9.9	9.2	8.2	6.7	9.4
Medicine-Psychiatry	3.8	5.2	3.1	3.6	3.7
Interventional Radiology (Integrated)	5.5	7.5	7.6	5.2	6.6
Neurological Surgery	5.2	5.6	4.1	4.8	5.2
Neurology	6.9	7.0	6.2	6.3	5.4
Obstetrics-Gynecology	4.0	4.5	4.3	4.1	4.4
OB/GYN-Preliminary (PGY-1 Only)	7.6	21.6	13.4	8.7	8.4
Orthopedic Surgery	3.8	4.6	4.5	5.8	5.7
Otolaryngology	4.8	4.5	4.7	4.3	6.9
Pathology	5.3	6.5	4.9	4.4	5.2
Pediatrics (Categorical)	9.0	8.8	8.2	8.3	7.9
Pediatrics-Anesthesiology	2.6	2.4	3.8	1.9	5.5
Pediatrics-Medical Genetics	5.6	3.8	3.8	3.7	4.2
Pediatrics-Preliminary	3.4	5.9	4.0	4.3	7.1
Pediatrics-Primary	6.0	8.2	8.3	5.6	6.5
Peds/Psych/Child Psych	3.6	3.7	3.6	3.3	4.1
Physical Medicine & Rehab	4.4	5.3	5.0	5.3	4.3
Plastic Surgery (Integrated)	4.5	4.3	4.3	5.6	5.4
Psychiatry	5.2	4.8	4.9	4.3	3.9
Psychiatry-Family Medicine	3.4	3.9	3.5	2.9	2.7
Radiation Oncology	--	13.3	6.1	3.4	6.1
Radiology-Diagnostic	6.0	8.1	7.1	8.3	6.0
Surgery (Categorical)	4.5	4.9	4.5	4.6	5.0
Surgery-Preliminary (PGY-1 Only)	5.3	5.3	4.5	4.7	3.0
Thoracic Surgery	3.8	3.8	2.5	2.8	3.2
Transitional (PGY-1 Only)	5.2	5.5	4.7	4.9	4.7
Vascular Surgery	4.8	4.2	4.2	5.9	5.9
PGY- 2					
Anesthesiology	17.4	20.6	18.8	21.9	20.7
Child Neurology	--	--	--	2.9	8.3
Dermatology	3.0	3.7	3.9	3.3	3.8
Interventional Radiology (Integrated)	6.9	6.8	7.3	5.7	4.6
Neurology	7.7	9.6	9.0	7.9	6.2
Physical Medicine & Rehab	5.8	6.2	6.1	6.8	5.4
Radiation Oncology	9.2	10.0	6.0	6.7	5.9
Radiology-Diagnostic	5.4	6.5	7.6	7.2	6.0
Physician (R)*					
Anesthesiology	3.0	1.8	2.4	2.1	2.5
Child Neurology	2.9	2.9	1.7	1.3	1.4
Dermatology	1.8	1.3	1.3	1.2	1.4
Neurology	1.2	1.7	1.6	2.5	1.4
Physical Medicine & Rehab	1.8	1.4	1.0	2.3	1.3
Radiology-Diagnostic	2.0	1.7	1.9	1.6	1.4

*Only those programs that filled all positions were included in the calculations. Specialties with fewer than 5 programs that filled all positions were excluded from this table to maintain anonymity.

Tables 18 and 19

In 2012, NRMP launched the Match Week Supplemental Offer and Acceptance Program® (SOAP®) to replace the "Scramble," streamlining the process for unmatched applicants and the directors of unfilled programs. During SOAP, eligible unmatched applicants use ERAS®, a service of the Association of American Medical Colleges (AAMC®), to apply to programs with unfilled positions. Programs interview applicants and create preference lists in the NRMP Registration, Ranking, and Results® (R3®) system, which offers positions to applicants in order of the program's preference through a series of offer rounds.

The universe of SOAP-eligible applicants is slightly different from that of unmatched active applicants. An applicant is eligible for SOAP if the applicant is 1) registered for the Main Residency Match, 2) eligible to enter graduate medical education on July 1 in the year of the Match, and 3) fully unmatched or partially matched (i.e., with only a preliminary or an advanced position) on Monday of Match week. Applicants do not have to submit rank order lists when the matching algorithm is processed to be eligible to participate in SOAP.

In 2022, 12,836 applicants were SOAP-eligible, 1,279 fewer than in 2021 (Table 19). In 2022, U.S. citizen and non-U.S. citizen IMGs together constituted more than two thirds (64.8 percent) of SOAP-eligible applicants. Compared with 2021, 673 fewer non-U.S. citizen IMGs and 586 fewer U.S. citizen IMGs were eligible for SOAP this year, driven largely by lower overall participation rates among these groups. The number of SOAP-eligible U.S. MD seniors was 159 more than in 2021 while the number of SOAP-eligible U.S. DO seniors was 73 fewer.

As is true for applicants, the universe of SOAP programs is also slightly different. Programs can elect not to submit a rank order list to be processed by the matching algorithm. Programs also can elect whether to participate in SOAP should they have unfilled positions after the matching algorithm is processed. In 2022, there were 46 programs that did not submit a rank order list, accounting for 96 unfilled positions. There were 766 programs with 2,358 unfilled positions. Additionally, there are unfilled programs that submit a rank order list but elect not to participate in SOAP to fill their unfilled positions. After removing the unfilled positions in programs that elected not to participate in SOAP, 2,262 positions were placed in SOAP, coincidentally, the same number of positions that remained after the algorithm was processed. 907 (40.1 percent) of the SOAP positions were PGY-1 only: 537 Preliminary Surgery, 140 Preliminary Medicine, 10 Preliminary Obstetrics and Gynecology, 2 Preliminary Pediatrics and 218 Transitional Year. Other specialties with large numbers of positions in SOAP were Family Medicine (468), Internal Medicine (451 categorical and 10 primary), and Pediatrics (80 categorical and 1 primary). There were 370 more SOAP positions offered in 2022 compared to 2021 and 383 more PGY-1 positions available.

During SOAP, offers are extended to applicants in rounds based upon the number of unfilled positions remaining in the program, and a position can be re-offered in a subsequent round if an offer from a prior round is rejected or expires. As presented in Figure 9, in 2022, a total of 3,555 offers were sent to applicants; of those, 2,111 were accepted, 1,353 were rejected, and 91 were left to expire. By the conclusion of SOAP, 93.3 percent (2,111 of 2,262) of the available positions in SOAP were filled, resulting in a 99.6 percent fill rate overall for all positions placed in the 2022 Match and SOAP. After SOAP's conclusion, 151 positions placed in SOAP remained unfilled.

As presented in Table 19, U.S. MD seniors accounted for 43.2 percent (911 of 2,111) of the total positions filled during SOAP. U.S. DO seniors accounted for 24.2 percent (511 of 2,111) of the total positions filled. International medical graduates, as a group, accounted for 22.4 percent (473 of 2,111) total positions filled during SOAP.

Table 18

Participating Programs and Positions Filled in SOAP, 2021 - 2022

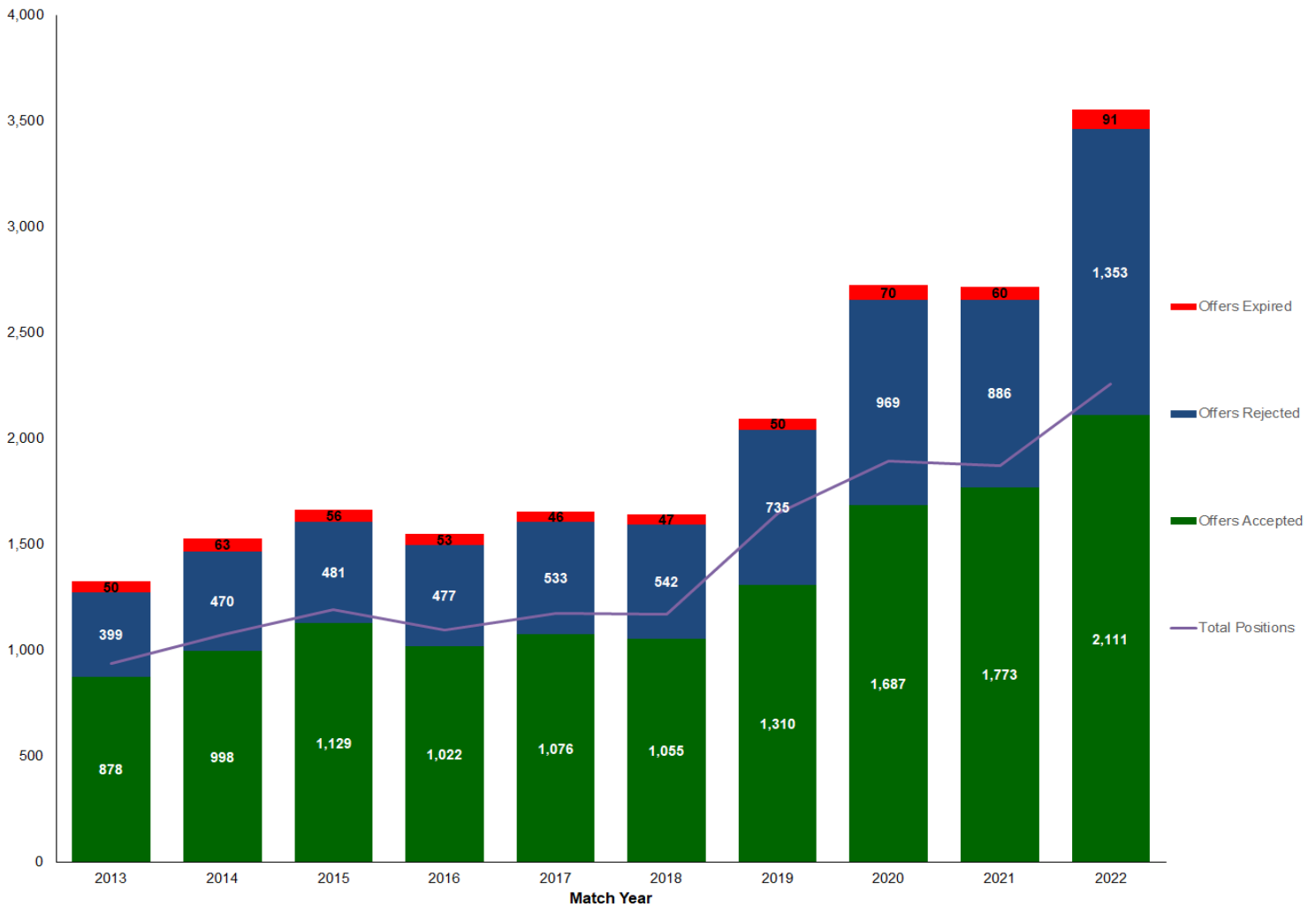
Specialty	2022				2021			
	Participating Programs	Available Positions	Filled Programs	Filled Positions	Participating Programs	Available Positions	Filled Programs	Filled Positions
PGY-1 Positions								
Anesthesiology					2	3	2	3
Child Neurology	12	14	11	13	9	10	8	9
Dermatology	1	2	1	2				
Emergency Medicine	67	217	57	202	4	7	3	6
Family Medicine	176	468	160	445	129	348	124	340
Internal Medicine (Categorical)	88	451	75	427	72	387	62	368
Medicine-Dermatology					1	1	1	1
Medicine-Preliminary (PGY-1 Only)	46	140	39	125	75	195	69	181
Medicine-Primary	3	10	2	9	1	4	1	4
Interventional Radiology (Integrated)					3	3	2	2
Neurology	7	11	7	11	7	13	7	13
Obstetrics-Gynecology	3	4	3	4	2	3	2	3
OB/GYN-Preliminary (PGY-1 Only)	7	10	7	10	5	7	5	7
Orthopedic Surgery					2	4	2	4
Osteo Neuromusculoskeletal Med	2	3	2	3	3	6	2	4
Pathology	8	10	6	8	12	18	11	17
Pediatrics (Categorical)	27	80	26	79	14	38	14	38
Pediatrics-Medical Genetics	1	1	1	1	1	1	1	1
Pediatrics-Preliminary	2	2	2	2				
Pediatrics-Primary	1	1	1	1	1	1	1	1
Physical Medicine & Rehab					1	1	1	1
Psychiatry	9	14	9	14	1	4	1	4
Radiation Oncology	1	1	1	1	1	3		2
Radiology-Diagnostic	1	1			1	4	1	4
Surgery (Categorical)	3	3	3	3	3	5	3	5
Surgery-Preliminary (PGY-1 Only)	145	537	132	518	144	519	130	493
Transitional (PGY-1 Only)	44	218	33	199	50	230	47	219
Total - PGY-1	654	2,198	578	2,077	544	1,815	500	1,730
PGY-2 Positions								
Child Neurology	1	1			2	2		
Dermatology	2	3	1	1	3	4	2	2
Interventional Radiology (Integrated)					3	4	3	4
Neurology					3	4	1	1
Osteo Neuromusculoskeletal Med					3	4	2	2
Physical Medicine & Rehab	1	2	1	2	1	2	1	2
Radiation Oncology	20	26	15	20	23	28	15	19
Radiology-Diagnostic	1	1	1	1	2	3		
Total - PGY-2	25	33	18	24	40	51	24	30
Physician (R) Positions*								
Anesthesiology	2	4	1	3	4	4	1	1
Child Neurology	8	8	1	1	6	6	1	1
Dermatology	3	3	1	1				
Neurology	5	5	2	2	3	3	1	1
Osteo Neuromusculoskeletal Med	1	2			1	1		
Physical Medicine & Rehab	2	6	1	1	2	3	2	3
Radiation Oncology	2	2	2	2	1	1	1	1
Radiology-Diagnostic	1	1			5	8	4	6
Total - Physician	24	31	8	10	22	26	10	13
Grand Total	703	2,262	604	2,111	606	1,892	534	1,773

* Physician (R) positions are PGY-2 positions starting in the year of the Match that are reserved for applicants who have had prior graduate medical education. Physician positions are not available to senior medical students. In *Results and Data Books* prior to 2014, the numbers of R positions were small and they were included in the categorical position counts. In this report, R positions are listed separately.

Table 19 SOAP Applicants Accepting Positions by Type, 2021 - 2022

Applicant Type	2022			2021		
	Eligible Applicants	Positions Accepted	Unique Applicants Accepting Positions	Eligible Applicants	Positions Accepted	Unique Applicants Accepting Positions
Seniors of U.S. MD Medical Schools	2,284	911	902	2,125	846	842
Graduates of U.S. MD Medical Schools	945	125	125	999	89	89
Seniors of U.S. DO Medical Schools	891	511	511	964	484	484
Graduates of U.S. DO Medical Schools	384	91	91	428	41	41
U.S. Citizen Students/Graduates of International Medical Schools	3,114	305	304	3,700	175	175
Non-U.S. Citizen Students/Graduates of International Medical Schools	5,203	168	168	5,876	138	138
Students/Graduates of Canadian Medical Schools and Fifth Pathway Progs	15	0	0	23	0	0
Total	12,836	2,111	2,101	14,115	1,773	1,769

Figure 9 Offers Extended in SOAP,* 2013-2022



*When an applicant accepts a position, the R3 system creates an automatic rejection of position offers for which the applicant no longer is eligible. A position may be offered in multiple rounds if it has not been accepted.

NRMP Program Results 2022 Main Residency Match®

NRMP Program Results lists every hospital that participated in the Main Residency Match, along with the number of positions offered and filled for each of the institution's programs.

Sponsoring institutions are arranged alphabetically within state. The listing includes the institution name (abbreviated in some instances); the program code, which identifies each program; the quota (the number of positions offered by the program); and the number of applicants matched with that program.

There are three reasons why a program that ranked an adequate number of applicants did not fill its quota: (1) the applicants preferred other programs offering positions; (2) the applicants did not rank the program; or (3) the applicants had withdrawn from the Match.

There are also three reasons why applicants may not be matched with their most preferred program: (1) the program was filled with applicants it preferred; (2) the program did not rank the applicant; or (3) the program had withdrawn from the Match.

The following types of positions are offered through the NRMP:

- Categorical (C) positions are positions in programs that expect applicants who enter in their first post graduate year to complete the training required for certification in that specialty, provided their performance is satisfactory. Categorical programs in primary care Medicine and primary care Pediatrics are designated by (M) to distinguish them from regular Medicine and Pediatrics programs.
- Preliminary (P) positions are for one or two years of training needed as a prerequisite for entering advanced positions in specialty programs that require one or more years of broad clinical training. Internal Medicine, Surgery, and Transitional programs commonly offer preliminary positions.
- Advanced (A) positions beginning in 2023 are positions in specialty programs that begin after completion of one or more years of preliminary training. Applicants without prior graduate medical education can apply for those positions while also applying for preliminary positions that are compatible with their plans.
- Physician (R) positions are PGY-2 positions starting in the year of the Match that are reserved for physicians who have had prior graduate medical

education. Physician positions are not available to U.S. senior medical students.

NRMP Program Code Structure

The NRMP program code is a **9-11 character** code based on the following criteria.

- The first four characters are the Institution Code.
- The fifth through the seventh characters represent the specialty code obtained from the first three digits of the program's ACGME Code and designates the specialty.

Note: See ACGME Specialty Codes on the following page.

- The eighth character represents the program type:
 - P - Preliminary program
 - C - Categorical program
 - M - Primary program
 - A - Advanced program
 - R - Physician program
 - F - Fellowship program
- The ninth through eleven character represents the track:
 - 0 - first program/track in the specialty and program type at the institution
 - 1 - second program/track in the same specialty and program type at the same institution (i.e. 34th Street Clinic)
 - 2 - third program/track in the same specialty and program type at the same institution (i.e. Rural Clinic).

Examples:

Institution: **3099** - University at Buffalo SOM
ACGME Code: **120-35-21-489** - Family Medicine
Program Type: **C** - Categorical

First Track: **0** - Buffalo General Hospital
(Main Program)

Program Code: 3099120C0

Second Track: **1** - Erie County Medical Center
Program Code: 3099120C1

Third Track: **2** - Millard Fillmore Suburban Hospital
Program Code: 3099120C2

NRMP Program Results 2022 Main Residency Match®

ACGME SPECIALTY CODES AND DESCRIPTIONS 5th, 6th, and 7th Characters of the NRMP Program Code

SPECIALTY CODE	SPECIALTY DESCRIPTION
040	Anesthesiology
080	Dermatology
110	Emergency Medicine
120	Family Medicine
140	Internal Medicine
160	Neurological Surgery
180	Neurology
185	Child Neurology (Neurology)
186	Neurodevelopmental Disabilities
200	Nuclear Medicine
220	Obstetrics and Gynecology
260	Orthopaedic Surgery
275	Osteopathic Neuromusculoskeletal Medicine
280	Otolaryngology
300	Pathology-Anatomic and Clinical
320	Pediatrics
340	Physical Medicine and Rehabilitation
362	Plastic Surgery (Integrated)
380	Preventive Medicine
400	Psychiatry
416	Interventional Radiology (Integrated)
420	Radiology-Diagnostic
430	Radiation Oncology
440	Surgery-General
451	Vascular Surgery
461	Thoracic Surgery
700	Internal Medicine/Pediatrics
705	Internal Medicine/Emergency Medicine
715	Internal Medicine/Psychiatry
720	Psychiatry/Family Medicine
725	Pediatrics/Emergency Medicine
726	Pediatrics/Anesthesiology
730	Pediatrics/Psychiatry/Child and Adolescent Psychiatry
735	Pediatrics/Physical Medicine and Rehabilitation
740	Internal Medicine/Family Medicine
742	Internal Medicine/Anesthesiology
751	Internal Medicine/Preventive Medicine
752	Family Medicine/Preventive Medicine
753	Family Medicine/Osteopathic Neuromusculoskeletal Medicine
755	Psychiatry/Neurology
765	Pediatrics/Medical Genetics
766	Internal Medicine/Medical Genetics
770	Diagnostic Radiology/Nuclear Medicine/Nuclear Radiology
785	Internal Medicine/Dermatology
795	Emergency Medicine/Family Medicine
796	Emergency Medicine/Anesthesiology
999	Transitional Year

NRMP Program Results 2022 Main Residency Match®

ALABAMA

Baptist Outreach Services-AL

	Code	Quota	Matched
Montgomery Family Medicine	3082120C0	8	8

Brookwood Baptist Health-AL

	Code	Quota	Matched
Birmingham Internal Medicine	1903140C0	10	8
Med-Prelim/UAB PM&R	1903140P1	4	4
Pathology	1903300C0	2	1
Radiology-Diagnostic	1903420C0	4	4
General Surgery	1903440C0	5	5
Surgery-Preliminary	1903440P0	3	3
Transitional	1903999P0	13	13

Cahaba Medical Care-AL

	Code	Quota	Matched
Centreville Family Medicine/Rural	1590120C0	5	5
Family Medicine/Urban	1590120C1	7	7
Family Medicine/Frontier	1590120C2	4	4

East Alabama Med Ctr

	Code	Quota	Matched
Opelika Internal Medicine	2265140C0	10	10

Gadsden Regional Med Ctr-AL

	Code	Quota	Matched
Gadsden Family Medicine	2315120C0	6	6

Jack Hughston Memorial Hosp-AL

	Code	Quota	Matched
Phenix City Orthopaedic Surgery	2233260C0	3	3

North Alabama Med Ctr

	Code	Quota	Matched
Florence Internal Medicine	2239140C0	12	12

South Baldwin Reg Med Ctr-AL

	Code	Quota	Matched
Foley Family Medicine	2143120C0	11	11

Southeast Health-AL

	Code	Quota	Matched
Dothan Internal Medicine	2132140C0	16	16
Transitional	2132999P0	12	12

St Vincents East-AL

	Code	Quota	Matched
Birmingham Family Medicine	3060120C0	8	8

Thomas Hospital-AL

	Code	Quota	Matched
Fairhope Internal Medicine	2271140C0	14	7

U Alabama CCHS-Tuscaloosa

	Code	Quota	Matched
Tuscaloosa Family Medicine	2955120C0	16	16

U Alabama Med Ctr-Birmingham

	Code	Quota	Matched
Birmingham Anesthesiology	1007040C0	21	21
Anesthesiology/Research	1007040C1	0	0

Dermatology	1007080A0	5	5
Emergency Medicine	1007110C0	12	12
Internal Medicine	1007140C0	37	37
Int Med/ABIM Research Pathway	1007140C2	2	2
Neurological Surgery	1007160C0	3	3
Neurology	1007180C0	9	9
Child Neurology	1007185C0	2	2
Obstetrics-Gynecology	1007220C0	8	8
Orthopaedic Surgery	1007260C0	6	6
Otolaryngology	1007280C0	4	4
Pathology	1007300C0	7	7
Pediatrics	1007320C0	25	25
Phys Medicine & Rehab	1007340A0	4	4
Plastic Surgery (Integrated)	1007362C0	1	1
Psychiatry	1007400C0	8	8
Psychiatry/Research	1007400C1	2	2
Interventional Radiology (Integ)	1007416A0	2	2
Radiology-Diagnostic	1007420A0	9	9
Radiation Oncology	1007430A0	3	2
General Surgery	1007440C0	7	7
Gen Surg/Integ 4/3 CT Surgery	1007440C1	1	1
Surgery-Preliminary	1007440P2	1	1
Vascular Surgery	1007451C0	1	1
Medicine-Pediatrics	1007700C0	4	4
Pediatrics-Medical Genetics	1007765C0	1	1
Medicine-Medical Genetics	1007766C0	1	0

U Alabama SOM-Huntsville

	Code	Quota	Matched
Huntsville Family Medicine	2947120C0	12	12
Internal Medicine	2947140C0	9	9

U Alabama SOM-Montgomery

	Code	Quota	Matched
Montgomery Internal Medicine	1009140C0	5	5
Medicine-Preliminary	1009140P0	6	6

U South Alabama Hospitals

	Code	Quota	Matched
Mobile Emergency Medicine	1852110C0	6	6
Family Medicine	1852120C0	6	3
Internal Medicine	1852140C0	18	18
Medicine-Preliminary	1852140P0	6	5
Neurology	1852180C0	4	2
Neurology	1852180R0	1	1
Obstetrics-Gynecology	1852220C0	4	4
Orthopaedic Surgery	1852260C0	3	3
Pathology	1852300C0	3	3
Pediatrics	1852320C0	12	12
Psychiatry	1852400C0	5	5
Radiology-Diagnostic	1852420A0	4	4
Radiology-Diagnostic	1852420R0	1	1
General Surgery	1852440C0	6	6
Surgery-Preliminary	1852440P0	4	1
Medicine-Pediatrics	1852700C0	3	3

UAB Selma Fam Med Res-AL

	Code	Quota	Matched
Selma Family Medicine	3061120C0	6	6

NRMP Program Results 2022 Main Residency Match®

ALASKA

Providence Hospital-AK

	Code	Quota	Matched
Anchorage Family Medicine	1313120C0	12	12

ARIZONA

Abrazo Health Network-AZ

	Code	Quota	Matched
Phoenix Emergency Medicine	2002110C0	6	6
Family Medicine	2002120C0	7	6
Internal Medicine	2002140C0	16	16
General Surgery	2002440C0	3	3
Transitional	2002999P0	13	13

Barrow Neurological Inst at SJHMC-AZ

	Code	Quota	Matched
Phoenix Neurological Surgery	1012160C0	4	4
Neurology	1012180C0	7	7

Creighton University-AZ

	Code	Quota	Matched
Phoenix Emergency Medicine/Phoenix	2154110C0	16	16
Family Medicine/Phoenix	2154120C0	8	8
Internal Medicine/St Josephs	2154140C0	26	26
Med-Prelim/St Josephs	2154140P0	7	5
Ob-Gyn/Phoenix Integ	2154220C0	8	8
Ob-Gyn/Phoenix Prelim	2154220P0	1	1
Psychiatry/Phoenix	2154400C0	6	6
Radiology-Diagnostic/St Josephs	2154420A0	8	8
General Surgery/Valleywise	2154440C2	8	8
Surg-Prelim/Valleywise	2154440P2	12	2

HonorHealth-AZ

	Code	Quota	Matched
Scottsdale Dermatology/Thompson Peak	1929080A0	2	2
Family Medicine/Osborn	1929120C0	8	8
Internal Med/Thompson Peak	1929140C0	6	6
Med-Prelim/PM&R	1929140P1	2	2
Med-Prelim/Dermatology	1929140P2	2	2
Phys Medicine & Rehab	1929340A0	2	2
General Surgery/Lincoln	1929440C0	4	4

Mayo Clinic School of Grad Med Educ-AZ

	Code	Quota	Matched
Scottsdale Anesthesiology	3200040A0	1	1
Anesthesiology	3200040C0	4	4
Anesthesiology	3200040R0	1	1
Dermatology	3200080C0	2	2
Internal Medicine	3200140C0	13	13
Medicine-Primary	3200140M0	0	0
Neurological Surgery	3200160C0	1	1
Neurology	3200180C0	5	5
Orthopaedic Surgery	3200260C0	3	3
Otolaryngology	3200280C0	2	2
Plastic Surgery (Integrated)	3200362C0	1	1
Radiology-Diagnostic	3200420A0	2	2
Radiology-Diagnostic	3200420C0	2	2

Radiation Oncology	3200430C0	1	0
General Surgery	3200440C0	4	4
Surgery-Preliminary	3200440P0	1	1

Midwestern University OPTI-AZ

	Code	Quota	Matched
Phoenix Emergency Medicine/Kingman	2156110C0	6	6
Family Medicine/Sierra Vista	2156120C0	4	0
Family Medicine/Kingman	2156120C1	5	5
Family Medicine/Mesa	2156120C2	5	3
Internal Medicine/Cottonwood	2156140C0	5	5
Internal Medicine/Mesa	2156140C1	5	5
Internal Medicine/Sierra Vista	2156140C2	5	5
General Surgery/Mesa	2156440C0	2	2

North Country HealthCare-AZ

	Code	Quota	Matched
Flagstaff Family Medicine	2243120C0	4	4

Phoenix Childrens Hospital-AZ

	Code	Quota	Matched
Phoenix Child Neurology	2952185C0	4	4
Pediatrics	2952320C0	36	36

Tucson Hospitals Med Ed-AZ

	Code	Quota	Matched
Tucson Pediatrics	1014320C0	4	4
Transitional	1014999P0	13	13

U Arizona COM-Phoenix

	Code	Quota	Matched
Phoenix Family Medicine	1011120C0	8	8
Internal Medicine	1011140C0	23	23
Medicine-Primary	1011140M0	2	2
Medicine-Preliminary	1011140P0	8	8
Neurology	1011180C0	3	3
Obstetrics-Gynecology	1011220C0	9	9
Orthopaedic Surgery	1011260C0	4	4
Psychiatry	1011400C0	6	6
Interventional Radiology (Integ)	1011416A0	2	2
General Surgery	1011440C0	7	7
General Surgery/Rural	1011440C1	1	1
Surgery-Preliminary	1011440P1	5	3
Medicine-Pediatrics	1011700C0	6	6

U Arizona COM-South Campus

	Code	Quota	Matched
Tucson Emergency Medicine	1371110C0	6	6
Family Medicine	1371120C0	8	6

U Arizona COM-Tucson

	Code	Quota	Matched
Tucson Anesthesiology	1015040A0	12	12
Anesthesiology	1015040R0	2	2
Dermatology	1015080A2	3	3
Emergency Medicine	1015110C0	15	15
Family Medicine	1015120C0	8	8
Internal Medicine	1015140C0	38	38
Medicine-Preliminary	1015140P0	7	6
Neurological Surgery	1015160C0	1	1
Neurology	1015180C0	6	6

NRMP Program Results 2022 Main Residency Match®

U Arizona COM-Tucson (Continued)

Obstetrics-Gynecology	1015220C0	4	4
Orthopaedic Surgery	1015260C0	4	4
Otolaryngology	1015280C0	2	2
Pathology	1015300C0	4	4
Pediatrics	1015320C0	14	14
Psychiatry	1015400C0	12	12
Interventional Radiology (Integ)	1015416A0	1	1
Radiology-Diagnostic	1015420A0	9	9
Radiation Oncology	1015430A0	1	1
General Surgery	1015440C0	8	8
Surgery-Preliminary	1015440P0	8	8
Vascular Surgery	1015451C0	1	1
Pediatrics-Emergency Med	1015725C0	3	3

Yuma Regional Med Ctr-AZ

Yuma	Code	Quota	Matched
Family Medicine	1488120C1	8	7

ARKANSAS

Arkansas Coll Osteo Med

Fort Smith	Code	Quota	Matched
Family Medicine/Mercy-Ft Smith	2295120C0	8	8
Internal Medicine/Poplar Bluff	2295140C0	6	6
Internal Medicine/Mercy-Ft Smith	2295140C1	8	8

Baptist Health-AR

North Little Rock	Code	Quota	Matched
Family Medicine	2198120C0	12	11
Internal Medicine	2198140C0	12	12
Psychiatry	2198400C0	4	4
Transitional	2198999P0	12	6

Baptist Mem Med Education-AR

Jonesboro	Code	Quota	Matched
Internal Medicine	2269140C0	8	8

CHI St Vincent Hot Springs-AR

Hot Springs	Code	Quota	Matched
Internal Medicine	2277140C0	6	6

Conway Reg Health Sys-AR

Conway	Code	Quota	Matched
Family Medicine	2250120C0	4	4
Internal Medicine	2250140C0	5	5

St Bernards Med Ctr-AR

Jonesboro	Code	Quota	Matched
Internal Medicine	2214140C0	8	7

U Arkansas COM-Little Rock

Little Rock	Code	Quota	Matched
Anesthesiology	1018040C0	13	13
Anesthesiology	1018040R0	1	1
Dermatology	1018080C0	3	3
Emergency Medicine	1018110C0	12	11
Family Medicine	1018120C0	6	6
Internal Medicine	1018140C0	21	21
Neurological Surgery	1018160C0	2	2
Neurology	1018180C0	4	4
Child Neurology	1018185C0	1	1

Obstetrics-Gynecology	1018220C0	5	5
Orthopaedic Surgery	1018260C0	5	5
Otolaryngology	1018280C0	3	3
Pathology	1018300C0	5	5
Pediatrics	1018320C0	25	25
Phys Medicine & Rehab	1018340C0	4	4
Psychiatry	1018400C0	8	8
Radiology-Diagnostic	1018420C0	7	7
Radiation Oncology	1018430A0	1	0
General Surgery	1018440C0	5	5
Vascular Surgery	1018451C0	1	1
Medicine-Pediatrics	1018700C0	5	5

U Arkansas-Fayetteville Comm Progs

Fayetteville	Code	Quota	Matched
Internal Medicine	1871140C0	11	11

UAMS Regional Centers-AR

Little Rock	Code	Quota	Matched
Family Medicine/Fayetteville	1582120C0	10	10
Family Medicine/Fort Smith	1582120C1	9	9
Family Medicine/Jonesboro	1582120C2	8	5
Family Medicine/Pine Bluff	1582120C4	9	9
Family Medicine/Texarkana	1582120C5	8	8
Family Medicine/Batesville	1582120C6	6	4

Unity Health-AR

Searcy	Code	Quota	Matched
Emergency Medicine	2104110C0	6	1
Family Medicine	2104120C0	6	3
Internal Medicine	2104140C0	12	7
Psychiatry	2104400C0	5	5
Transitional	2104999P0	13	8

White River Health System-AR

Batesville	Code	Quota	Matched
Internal Medicine	1991140C0	10	10

CALIFORNIA

Adventist Health Glendale-CA

Glendale	Code	Quota	Matched
Family Medicine	1023120C0	8	8

Adventist Health Hanford-CA

Hanford	Code	Quota	Matched
Family Medicine	2029120C0	6	6
Family Medicine/Tulare	2029120C1	6	6

Adventist Health Ukiah Valley-CA

Ukiah	Code	Quota	Matched
Family Medicine	2180120C0	7	2

Adventist Health White Memorial-CA

Los Angeles	Code	Quota	Matched
Family Medicine	1040120C0	8	8
Internal Medicine	1040140C0	6	6
Medicine-Preliminary	1040140P0	4	2
Obstetrics-Gynecology	1040220C0	5	5

NRMP Program Results 2022 Main Residency Match®

Alameda Health Sys-Highland Hosp-CA

Oakland	Code	Quota	Matched
Emergency Medicine	1041110C0	11	11
Internal Medicine	1041140C0	15	15
Medicine-Primary	1041140M0	5	5
Medicine-Preliminary	1041140P0	12	12

AltaMed Health Services-CA

South Gate	Code	Quota	Matched
Family Medicine	2236120C0	6	5

Arrowhead Reg Med Ctr-CA

Colton	Code	Quota	Matched
Emergency Medicine	1047110C0	8	8
Family Medicine	1047120C0	16	16
Internal Medicine	1047140C0	16	16
Neurology	1047180C0	2	0
Obstetrics-Gynecology	1047220C0	3	3
Psychiatry	1047400C0	6	6
Radiology-Diagnostic	1047420A0	2	2
General Surgery	1047440C0	5	5
Surgery-Preliminary	1047440P0	2	2

CA Pacific Med Center

San Francisco	Code	Quota	Matched
Internal Medicine	1061140C0	14	14
Medicine-Preliminary	1061140P0	9	9
Med-Prelim/Neurology	1061140P1	1	1
Med-Prelim/Ophthalmology	1061140P2	3	3
Med-Prelim/Anesthesiology	1061140P3	2	2
Psychiatry	1061400C0	4	4

California Hosp Med Ctr

Los Angeles	Code	Quota	Matched
Family Medicine	2092120C0	8	8

Casa Colina Hosp-CA

Pomona	Code	Quota	Matched
Phys Medicine & Rehab	2151340A0	3	3

Cedars-Sinai Med Ctr-CA

West Hollywood	Code	Quota	Matched
Anesthesiology	1030040C0	14	14
Internal Medicine	1030140C0	22	22
Internal Medicine/PSTP	1030140C1	2	2
Medicine-Primary	1030140M0	7	7
Medicine-Preliminary	1030140P0	2	2
Med-Prelim/Neurology	1030140P1	5	5
Neurological Surgery	1030160C0	2	2
Neurology	1030180A0	4	4
Neurology/PSTP	1030180A1	1	1
Obstetrics-Gynecology	1030220C0	7	7
Orthopaedic Surgery	1030260C0	5	5
Otolaryngology	1030280C0	2	2
Pathology	1030300C0	4	4
Pathology/Phys Scientist	1030300C1	1	0
Radiology-Diagnostic	1030420A0	3	3
Radiation Oncology	1030430A0	1	1
General Surgery	1030440C0	6	6
Surgery-Preliminary	1030440P0	1	1
Thoracic Surgery	1030461C0	2	2

Charles R Drew University-CA

Los Angeles	Code	Quota	Matched
Family Medicine	2114120C0	8	8
Internal Medicine	2114140C0	8	8
Psychiatry	2114400C0	6	6

Childrens Hospital-LA-CA

Los Angeles	Code	Quota	Matched
Child Neurology	1031185C0	3	3
Pediatrics	1031320C0	35	35

Childrens Hospital-Oakland-CA

Oakland	Code	Quota	Matched
Pediatrics	1939320C0	27	25
Peds-Prelim/Child Neurology	1939320P0	1	1

City Of Hope-CA

Duarte	Code	Quota	Matched
Radiation Oncology	1183430A0	1	1

Clinica Sierra Vista-CA

Bakersfield	Code	Quota	Matched
Family Medicine	1708120C0	8	8

College Med Ctr-CA

Long Beach	Code	Quota	Matched
Internal Medicine	2133140C0	5	2

Community Mem Health Sys-CA

Ventura	Code	Quota	Matched
Family Medicine	2018120C0	8	6
Internal Medicine	2018140C0	8	8
Orthopaedic Surgery	2018260C0	4	4
Psychiatry	2018400C0	4	4
General Surgery	2018440C0	3	3

Contra Costa Reg Med Ctr-CA

Martinez	Code	Quota	Matched
Family Medicine	2071120C0	13	13

Desert Regional Med Ctr-CA

Palm Springs	Code	Quota	Matched
Emergency Medicine	2131110C0	10	10
Family Medicine	2131120C0	10	10

Dignity Health Northridge Hosp Med Ctr-CA

Northridge	Code	Quota	Matched
Family Medicine	3036120C1	8	8

Dignity Methodist Hosp-Sacramento-CA

Sacramento	Code	Quota	Matched
Family Medicine	1140120C0	8	8

Eisenhower Med Ctr-CA

Rancho Mirage	Code	Quota	Matched
Emergency Medicine	1485110C0	8	8
Family Medicine	1485120C0	12	12
Internal Medicine	1485140C0	20	20

Emanate Health-CA

West Covina	Code	Quota	Matched
Family Medicine	1974120C0	8	8

NRMP Program Results 2022 Main Residency Match®

Family Health Ctrs of San Diego-CA

San Diego	Code	Quota	Matched
Family Medicine	1682120C0	6	6

Harbor-UCLA Med Ctr-CA

Torrance	Code	Quota	Matched
Anesthesiology	1067040C0	9	9
Dermatology	1067080A0	1	1
Emergency Medicine	1067110C0	16	16
Family Medicine	1067120C0	12	12
Internal Medicine	1067140C0	17	17
Medicine-Preliminary	1067140P0	10	7
Med-Prelim/Radiology	1067140P1	2	2
Med-Prelim/Dermatology	1067140P2	0	0
Neurology	1067180C0	4	4
Obstetrics-Gynecology	1067220C0	5	5
Orthopaedic Surgery	1067260C0	5	5
Pathology	1067300C0	4	4
Pediatrics	1067320C0	10	10
Psychiatry	1067400C0	7	7
Radiology-Diagnostic	1067420A0	6	6
General Surgery	1067440C0	6	6
Surgery-Preliminary	1067440P0	8	0
Surg-Prelim/Radiology	1067440P2	0	0
Vascular Surgery	1067451C0	1	1

Huntington Memorial Hosp-CA

Pasadena	Code	Quota	Matched
Internal Medicine	1044140C0	8	8
Medicine-Preliminary	1044140P0	6	6
General Surgery	1044440C0	4	4

John Muir Health-CA

Walnut Creek	Code	Quota	Matched
Family Medicine	1917120C0	8	8

KPC Health Hemet Valley Med Ctr-CA

Corona	Code	Quota	Matched
Radiology-Diagnostic	2124420C0	3	3
Transitional	2124999P0	15	11

Kaiser Permanente-Central Valley-CA

Modesto	Code	Quota	Matched
Emergency Medicine	2272110C0	8	8

Kaiser Permanente-Fontana-CA

Fontana	Code	Quota	Matched
Family Medicine	2037120C0	9	9
Internal Medicine	2037140C0	8	8
Medicine-Preliminary	2037140P0	2	2
Psychiatry	2037400C0	6	6

Kaiser Permanente-Los Angeles-CA

Pasadena	Code	Quota	Matched
Dermatology	2055080C0	2	2
Family Med/LA Med Ctr	2055120C0	9	9
Internal Medicine	2055140C0	11	11
Internal Med/Research	2055140C2	1	1
Medicine-Preliminary	2055140P0	6	6
Neurology	2055180C0	3	3
Obstetrics-Gynecology	2055220C0	5	5

Pediatrics	2055320C0	8	8
Interventional Radiology (Integ)	2055416C0	1	1
Radiology-Diagnostic	2055420C0	2	2
Radiation Oncology	2055430A0	2	0
General Surgery	2055440C0	4	4
Surgery-Preliminary	2055440P0	5	5

Kaiser Permanente-Napa/Solano-CA

Vallejo	Code	Quota	Matched
Family Medicine	1637120C0	6	6

Kaiser Permanente-Oakland-CA

Oakland	Code	Quota	Matched
Internal Medicine	1042140C0	9	9
Internal Medicine/MPH	1042140C1	2	2
Med-Primary/Equity & Disparities	1042140M0	2	2
Medicine-Preliminary	1042140P0	7	7
Obstetrics-Gynecology	1042220C0	6	6
Otolaryngology	1042280C0	2	2
Pediatrics	1042320C0	8	8
Pediatrics/MPH	1042320C1	2	2
Psychiatry/East Bay	1042400C0	6	6

Kaiser Permanente-Orange Co-CA

Santa Ana	Code	Quota	Matched
Family Medicine	1073120C0	8	8

Kaiser Permanente-Riverside-CA

Riverside	Code	Quota	Matched
Family Medicine	3620120C0	6	6

Kaiser Permanente-SF-CA

San Francisco	Code	Quota	Matched
Internal Medicine	1959140C0	10	10
Medicine-Preliminary	1959140P0	8	8
Obstetrics-Gynecology	1959220C0	4	4
Medicine-Preventive Med	1959751C0	2	2

Kaiser Permanente-Sacramento Valley-CA

Sacramento	Code	Quota	Matched
Family Medicine	2273120C0	6	6

Kaiser Permanente-San Diego-CA

San Diego	Code	Quota	Matched
Emergency Medicine	1454110C0	6	6
Family Medicine	1454120C0	6	6

Kaiser Permanente-San Jose-CA

San Jose	Code	Quota	Matched
Family Medicine	2119120C0	6	6
Psychiatry	2119400C0	6	6

Kaiser Permanente-Santa Clara-CA

Santa Clara	Code	Quota	Matched
Internal Medicine	2135140C0	12	12
Medicine-Primary/CHOICE	2135140M0	4	4
Medicine-Preliminary	2135140P0	4	4
Obstetrics-Gynecology	2135220C0	6	6

Kaiser Permanente-Santa Rosa-CA

Santa Rosa	Code	Quota	Matched
Family Medicine	2115120C0	6	6

NRMP Program Results 2022 Main Residency Match®

Kaiser Permanente-Woodland Hills-CA

Woodland Hills	Code	Quota	Matched
Family Medicine	1001120C0	6	6

Kaweah Delta Health Care District-CA

Visalia	Code	Quota	Matched
Anesthesiology	1572040C0	4	4
Emergency Medicine	1572110C0	13	13
Family Medicine	1572120C0	7	7
Psychiatry	1572400C0	7	7
General Surgery	1572440C0	3	3
Surgery-Preliminary	1572440P0	2	0
Transitional	1572999P0	12	12

Keck Medicine-CA

Los Angeles	Code	Quota	Matched
Family Medicine	2284120C0	6	6

Kern Med Ctr-CA

Bakersfield	Code	Quota	Matched
Emergency Medicine	1921110C0	7	6
Internal Medicine	1921140C0	12	12
Obstetrics-Gynecology	1921220C0	4	4
Psychiatry	1921400C0	6	6

Lifelong Medical Care-CA

Berkeley	Code	Quota	Matched
Family Medicine	2217120C0	6	6

Loma Linda Univ Med Ctr-Murrieta-CA

Murrieta	Code	Quota	Matched
Family Medicine	2251120C0	12	12

Loma Linda University-CA

Loma Linda	Code	Quota	Matched
Anesthesiology	1024040C0	14	14
Dermatology	1024080A0	3	3
Emergency Medicine	1024110C0	16	16
Family Medicine	1024120C0	12	12
Internal Medicine	1024140C0	28	28
Medicine-Primary	1024140M0	3	3
Medicine-Preliminary	1024140P0	11	11
Neurological Surgery	1024160C0	1	1
Neurology	1024180C0	4	4
Child Neurology	1024185C0	1	1
Obstetrics-Gynecology	1024220C0	9	9
Orthopaedic Surgery	1024260C0	5	5
Otolaryngology	1024280C0	4	4
Pathology	1024300C0	5	5
Pediatrics	1024320C0	23	23
Pediatrics-Primary	1024320M0	4	4
Phys Medicine & Rehab	1024340A0	1	1
Phys Medicine & Rehab	1024340C0	4	4
Physical Medicine and Rehabilitation	1024340R0	1	0
Plastic Surgery (Integrated)	1024362C0	2	2
Psychiatry	1024400C0	8	8
Psychiatry/CAP	1024400C2	2	2
Interventional Radiology (Integ)	1024416A0	1	1
Radiology-Diagnostic	1024420A0	8	8
Radiology-Diagnostic/ESIR Pathway	1024420A2	1	1
Radiology-Diagnostic	1024420R0	1	1

Radiation Oncology	1024430A0	1	1
General Surgery	1024440C0	3	3
Gen Surg/Dedicated Research	1024440C1	2	2
Surgery-Preliminary	1024440P0	12	7
Vascular Surgery	1024451C0	1	1
Medicine-Pediatrics	1024700C0	4	4
Medicine-Anesthesiology	1024742C0	2	2
Transitional	1024999P0	5	5
Transitional/Preventive Med	1024999P1	1	1
Transitional/Occupational Med	1024999P2	1	1

Long Beach Mem Med Ctr-CA

Long Beach	Code	Quota	Matched
Family Medicine	1027120C0	8	8

Los Robles Health System-CA

Thousand Oaks	Code	Quota	Matched
Anesthesiology	2264040C0	6	6
Internal Medicine	2264140C0	15	11
Medicine-Preliminary	2264140P0	5	2
Neurology	2264180C0	3	1
General Surgery	2264440C0	3	3

MLK Jr Community Hospital

Los Angeles	Code	Quota	Matched
Internal Medicine	2311140C0	5	5

Marian Regional Med Ctr-CA

Santa Maria	Code	Quota	Matched
Family Medicine	1690120C0	6	6
Obstetrics-Gynecology	1690220C0	3	3

Mercy Med Ctr-Merced-CA

Merced	Code	Quota	Matched
Family Medicine	3080120C0	8	8

Mercy Med Ctr-Redding-CA

Redding	Code	Quota	Matched
Family Medicine/MFHC	3081120C0	6	4

Natividad Med Ctr-CA

Salinas	Code	Quota	Matched
Family Medicine	2971120C0	10	10

Olive View-UCLA Med Ctr-CA

Sylmar	Code	Quota	Matched
Internal Medicine	2950140C0	21	21
Medicine-Preliminary	2950140P0	4	4
Med-Prelim/Neurology	2950140P2	3	3
Med-Prelim/Ophthalmology	2950140P3	7	7
Psychiatry	2950400C0	7	7

PIH Health Hosp Downey-CA

Downey	Code	Quota	Matched
Family Medicine	2215120C0	7	7

Pomona Valley Hosp-CA

Pomona	Code	Quota	Matched
Family Medicine	1350120C0	8	3

Presby Intercommunity Hosp-CA

Whittier	Code	Quota	Matched
Family Medicine	2013120C0	4	4

NRMP Program Results 2022 Main Residency Match®

Presby Intercommunity Hosp-CA (Continued)

Fam Med/Tropical Med	2013120C1	2	2
Fam Med/Chronic Dz Mgmt	2013120C2	0	0

Prime West/Chino Valley Med Ctr-CA

Chino	Code	Quota	Matched
Dermatology	2150080R0	1	1
Family Medicine	2150120C0	4	4

Prime West/West Anaheim Med Ctr-CA

Anaheim	Code	Quota	Matched
Internal Medicine	2224140C0	5	4

Riverside Community Hospital-CA

Riverside	Code	Quota	Matched
Anesthesiology	1877040C0	8	8
Emergency Medicine	1877110C0	13	13
Family Medicine	1877120C0	8	1
Internal Medicine	1877140C0	15	15
Medicine-Preliminary	1877140P0	10	10
Neurology	1877180C0	4	4
Obstetrics-Gynecology	1877220C0	4	4
Radiology-Diagnostic	1877420A0	4	4
General Surgery	1877440C0	3	3
Surgery-Preliminary	1877440P0	3	0
Transitional	1877999P0	17	17

Riverside University Health Sys-CA

Moreno Valley	Code	Quota	Matched
Anesthesiology	1850040C0	5	5
Emergency Medicine	1850110C0	10	9
Family Medicine	1850120C0	12	12
Internal Medicine	1850140C0	13	13
Neurological Surgery	1850160C0	1	1
Neurology	1850180C0	2	2
Orthopaedic Surgery	1850260C0	3	3
Psychiatry	1850400C0	6	6
Radiology-Diagnostic	1850420C0	2	2
General Surgery	1850440C0	4	4
Surgery-Preliminary	1850440P0	4	0

San Joaquin Gen Hosp-CA

French Camp	Code	Quota	Matched
Family Medicine	1021120C0	8	8
Internal Medicine	1021140C0	10	10
Medicine-Preliminary	1021140P0	2	2
General Surgery	1021440C0	3	3
Surgery-Preliminary	1021440P1	3	1

San Mateo Behavioral Hlth & Recovery Svcs-CA

San Mateo	Code	Quota	Matched
Psychiatry	1010400C0	4	4

San Ysidro Health-CA

San Ysidro	Code	Quota	Matched
Internal Medicine	2220140C0	6	5

Santa Barbara Cottage Hosp-CA

Santa Barbara	Code	Quota	Matched
Internal Medicine	1064140C0	10	10
Medicine-Preliminary	1064140P0	5	5
Pediatrics	1064320C0	6	6

Radiology-Diagnostic	1064420A0	4	4
General Surgery	1064440C0	4	4

Santa Clara Valley Med Ctr-CA

San Jose	Code	Quota	Matched
Internal Medicine	1063140C0	18	18
Medicine-Preliminary	1063140P0	4	4
Med-Prelim/Neurology	1063140P1	4	4
Obstetrics-Gynecology	1063220C0	4	4
Radiology-Diagnostic	1063420A0	5	5
Transitional	1063999P0	13	13

Scripps Clinic/Green Hospital-CA

La Jolla	Code	Quota	Matched
Internal Medicine	1340140C0	15	15

Scripps Mercy Hosp-Chula Vista-CA

Chula Vista	Code	Quota	Matched
Family Medicine	1375120C0	9	9

Scripps Mercy Hosp-San Diego-CA

San Diego	Code	Quota	Matched
Internal Medicine	1048140C0	14	14
Transitional	1048999P0	12	12
Transitional/Anesthesia	1048999P2	6	6

Shasta Community Health Ctr-CA

Redding	Code	Quota	Matched
Family Medicine	1531120C0	4	4

Sierra View Med Ctr-CA

Porterville	Code	Quota	Matched
Internal Medicine	2278140C0	12	12
Medicine-Preliminary	2278140P0	4	3

St Agnes Med Ctr-CA

Fresno	Code	Quota	Matched
Emergency Medicine	2138110C0	8	8
Family Medicine	2138120C0	8	8
Internal Medicine	2138140C0	11	11
Transitional	2138999P0	12	12

St Joseph Hospital-Eureka-CA

Eureka	Code	Quota	Matched
Family Medicine	2160120C0	6	2

St Josephs Med Ctr-CA

Stockton	Code	Quota	Matched
Anesthesiology	2161040C0	8	8
Emergency Medicine	2161110C0	12	6
Family Medicine	2161120C0	6	6
Internal Medicine	2161140C0	10	10
Psychiatry	2161400C0	7	7
Transitional	2161999P0	16	16

St Mary Med Ctr-Long Beach-CA

Long Beach	Code	Quota	Matched
Internal Medicine	1025140C0	6	2
Medicine-Primary	1025140M0	0	0
Medicine-Preliminary	1025140P0	9	0

NRMP Program Results 2022 Main Residency Match®

St Marys Med Ctr-SF-CA

	Code	Quota	Matched
San Francisco			
Internal Medicine	1057140C0	7	7
Medicine-Preliminary	1057140P0	9	3
Orthopaedic Surgery	1057260C0	3	3

Stanford Health Care-CA

	Code	Quota	Matched
Stanford			
Anesthesiology	1820040A0	13	13
Anesthesiology	1820040C0	14	14
Anesthesiology	1820040R0	3	3
Dermatology	1820080A0	7	7
Emergency Medicine	1820110C0	15	15
Family Medicine/OConnor	1820120C0	8	8
Internal Medicine	1820140C0	42	42
Internal Med/Global Health	1820140C1	2	2
Neurological Surgery	1820160C0	3	3
Neurology	1820180A0	6	6
Neurology	1820180C0	6	6
Child Neurology	1820185C0	4	4
Obstetrics-Gynecology	1820220C0	6	6
Orthopaedic Surgery	1820260C0	7	7
Otolaryngology	1820280C0	4	4
Otolaryngology/Research	1820280C1	1	1
Pathology	1820300C0	9	9
Clinical Pathology Track	1820300C1	2	2
Path-Anatomic Neuro Track	1820300C2	1	1
Pediatrics	1820320C0	27	27
Pediatrics/Research Trk	1820320C1	4	4
Phys Medicine & Rehab	1820340A0	7	7
Plastic Surgery (Integrated)	1820362C0	4	4
Psychiatry	1820400C0	9	9
Psychiatry/Research	1820400C1	2	2
Psychiatry/Public	1820400C2	2	2
Interventional Radiology (Integ)	1820416A0	3	3
Radiology-Diagnostic	1820420A0	9	9
Radiation Oncology	1820430A0	4	4
General Surgery	1820440C0	6	6
General Surgery/SASS	1820440C1	1	1
Surgery-Preliminary	1820440P0	6	5
Surg-Prelim/Ophthalmology	1820440P4	5	5
Vascular Surgery	1820451C0	2	2
Thoracic Surgery	1820461C0	3	3
Pediatrics-Anesthesiology	1820726C0	2	2
Medicine-Anesthesiology	1820742C0	1	1
Pediatrics-Medical Genetics	1820765C0	2	2
Radiology-Nuclear Medicine	1820770A0	1	1
Trans/Anesthesiology Santa Clara	1820999P0	3	3

Sutter Health-CA

	Code	Quota	Matched
Sacramento			
Family Med/Sacramento	1135120C0	5	5
Family Medicine/Davis	1135120C1	2	2
Family Medicine/Amador	1135120C2	2	2
Internal Medicine	1135140C0	13	13
General Surgery	1135440C0	4	4
Surgery-Preliminary	1135440P0	2	0

Sutter Med Ctr of Santa Rosa-CA

	Code	Quota	Matched
Santa Rosa			
Family Medicine	1065120C0	12	12

U Southern California

	Code	Quota	Matched
Los Angeles			
Anesthesiology	1033040C0	18	18
Dermatology	1033080A0	4	4
Emergency Medicine	1033110C0	20	20
Internal Medicine	1033140C0	55	55
Neurological Surgery	1033160C0	3	3
Neurology	1033180A0	6	6
Obstetrics-Gynecology	1033220C0	9	9
Orthopaedic Surgery	1033260C0	8	8
Otolaryngology	1033280C0	3	3
Otolaryngology/Research	1033280C1	1	1
Pathology	1033300C0	6	6
Pediatrics	1033320C0	11	8
Plastic Surgery (Integrated)	1033362C0	3	3
Psychiatry	1033400C0	12	12
Interventional Radiology (Integ)	1033416A0	2	2
Radiology-Diagnostic	1033420A0	8	8
Radiation Oncology	1033430A0	1	1
General Surgery	1033440C0	7	7
Surg-Prelim/OMS	1033440P3	2	2
Vascular Surgery	1033451C0	1	1
Thoracic Surgery	1033461C0	2	2
Medicine-Pediatrics	1033700C0	6	6

UC Davis Med Ctr-CA

	Code	Quota	Matched
Sacramento			
Anesthesiology	1046040C0	14	14
Dermatology	1046080A0	5	5
Emergency Medicine	1046110C0	15	15
Family Medicine	1046120C0	10	9
Family Medicine/OB	1046120C2	1	1
Internal Medicine	1046140C0	21	21
Medicine-Primary	1046140M0	4	4
Med-Primary/Innovations	1046140M1	2	2
Neurological Surgery	1046160C0	2	2
Neurology	1046180C0	8	8
Obstetrics-Gynecology	1046220C0	7	7
Orthopaedic Surgery	1046260C0	3	3
Ortho Surgery/6 Yr Prog	1046260C1	1	1
Otolaryngology	1046280C0	3	3
Pathology	1046300C0	3	3
Pediatrics	1046320C0	13	13
Phys Medicine & Rehab	1046340A0	2	2
Phys Medicine & Rehab	1046340C0	2	2
Plastic Surgery (Integrated)	1046362C0	1	1
Psychiatry	1046400C0	9	9
Interventional Radiology (Integ)	1046416A0	2	2
Radiology-Diagnostic	1046420A0	6	6
Radiation Oncology	1046430A0	1	1
General Surgery	1046440C0	7	7
Surgery-Preliminary	1046440P0	10	10
Vascular Surgery	1046451C0	1	1
Thoracic Surgery	1046461C0	1	1
Medicine-Psychiatry	1046715C1	2	2

NRMP Program Results 2022 Main Residency Match®

UC Davis Med Ctr-CA (Continued)

Psychiatry-Family Med	1046720C0	2	2
Radiology-Nuclear Medicine	1046770A0	1	1

UC Irvine Med Ctr-CA

Orange	Code	Quota	Matched
Anesthesiology	1043040C0	12	12
Anesthesiology/Critical Care Med	1043040C1	0	0
Dermatology	1043080A0	5	5
Emergency Medicine	1043110C0	9	9
Family Medicine	1043120C0	10	10
Internal Medicine	1043140C0	26	26
Medicine-Preliminary	1043140P0	20	20
Med-Prelim/Neurology	1043140P1	5	5
Neurological Surgery	1043160C0	1	1
Neurology	1043180A0	5	5
Child Neurology	1043185C0	2	2
Obstetrics-Gynecology	1043220C0	7	7
Orthopaedic Surgery	1043260C0	4	4
Otolaryngology	1043280C0	2	2
Pathology	1043300C0	6	6
Pediatrics/UCI-CHOC	1043320C1	25	25
Phys Medicine & Rehab	1043340A0	5	5
Plastic Surgery (Integrated)	1043362C0	3	3
Psychiatry	1043400C0	9	9
Interventional Radiology (Integ)	1043416A0	1	1
Radiology-Diagnostic	1043420A0	6	6
Radiation Oncology	1043430A0	1	0
General Surgery	1043440C0	6	6
Surg-Prelim/Non-designated	1043440P0	4	4
Surg-Prelim/Int Radiology	1043440P3	0	0

UC Riverside SOM-CA

Riverside	Code	Quota	Matched
Internal Med/St. Bernardine	1522140C1	15	15
Med-Prelim/St. Bernardine	1522140P0	10	3
Psychiatry	1522400C0	8	8

UC San Diego Med Ctr-CA

San Diego	Code	Quota	Matched
Anesthesiology	1049040A0	16	16
Anesthesiology	1049040R0	2	2
Dermatology	1049080A0	5	5
Emergency Medicine	1049110C0	12	12
Family Medicine	1049120C0	9	9
Internal Medicine	1049140C0	42	42
Int Med/Investigator Path	1049140C1	0	0
Neurological Surgery	1049160C0	2	2
Neurology	1049180A0	6	6
Child Neurology	1049185C0	2	2
Obstetrics-Gynecology	1049220C0	6	6
Orthopaedic Surgery	1049260C0	4	4
Ortho Surgery/Research	1049260C1	1	1
Otolaryngology	1049280C0	3	3
Pathology	1049300C0	6	6
Pediatrics	1049320C0	15	15
Pediatrics-Research	1049320C1	2	2
Plastic Surgery (Integrated)	1049362C0	2	2
Psychiatry	1049400C0	8	8

Psychiatry/Research	1049400C1	2	2
Psychiatry/Community	1049400C2	2	2
Interventional Radiology (Integ)	1049416A0	1	1
Intervent Rad (Integ)/Research	1049416A1	1	1
Radiology-Diagnostic	1049420A0	6	6
Rad-Diag/Research	1049420A1	2	2
Radiation Oncology	1049430A0	3	3
General Surgery	1049440C0	7	7
Surgery-Preliminary	1049440P0	1	1
Vascular Surgery	1049451C0	1	1
Medicine-Pediatrics	1049700C0	4	4

UC San Francisco-CA

San Francisco	Code	Quota	Matched
Anesthesiology	1062040A0	16	16
Anesthesiology	1062040C0	10	10
Anesthesiology/Research	1062040C1	0	0
Anesthesiology/Critical Care	1062040C2	0	0
Anesthesiology	1062040R0	0	0
Dermatology	1062080A0	5	5
Dermatology/2+2 Scientists	1062080A1	2	2
Emergency Medicine	1062110C0	15	15
Family Medicine	1062120C0	15	15
Internal Medicine	1062140C0	45	45
Medicine-Primary/UC	1062140M0	10	10
Medicine-Primary/SFGH	1062140M1	8	8
Neurological Surgery	1062160C0	3	3
Neurology	1062180A0	2	2
Neurology	1062180C0	10	10
Child Neurology/Adv PGY3	1062185A0	1	1
Child Neurology	1062185C0	2	2
Obstetrics-Gynecology	1062220C0	10	10
Orthopaedic Surgery	1062260C0	6	6
Ortho Surgery/Research	1062260C1	1	1
Otolaryngology	1062280C0	5	5
Pathology	1062300C0	10	10
Pediatrics	1062320C0	20	20
Pediatrics/Physician Scientist	1062320C2	3	3
Pediatrics-Primary/PLUS	1062320M0	5	5
Plastic Surgery (Integrated)	1062362C0	2	2
Plastic Surgery (Integ)/Research	1062362C1	1	1
Psychiatry	1062400C0	13	13
Psychiatry/Research	1062400C2	3	3
Interventional Radiology (Integ)	1062416A0	1	1
Radiology-Diagnostic	1062420A0	14	14
Radiation Oncology	1062430A0	3	3
General Surgery	1062440C0	8	8
Surg-Prelim/General/Specialty	1062440P0	18	10
Surg-Prelim/Int Radiology	1062440P2	0	0
Vascular Surgery	1062451C0	1	1
Pediatrics-Medical Genetics	1062765C0	1	1

UC San Francisco-East Bay-CA

Oakland	Code	Quota	Matched
General Surgery	3625440C0	7	7
Surgery-Preliminary	3625440P0	9	5

NRMP Program Results 2022 Main Residency Match®

UC San Francisco-Fresno-CA

Fresno	Code	Quota	Matched
Emergency Medicine	1022110C0	12	12
Family Medicine	1022120C0	12	12
Internal Medicine	1022140C0	23	23
Obstetrics-Gynecology	1022220C0	4	4
Orthopaedic Surgery	1022260C0	4	4
Pediatrics	1022320C0	7	7
Psychiatry	1022400C0	6	6
General Surgery	1022440C0	5	5

UCLA Med Ctr-CA

Los Angeles	Code	Quota	Matched
Anesthesiology	1956040C0	27	27
Dermatology	1956080A0	3	3
Dermatology/5yr Star	1956080A1	2	1
Emergency Medicine	1956110C0	15	15
Fam Med/UCLA/Santa Monica	1956120C1	12	12
Internal Medicine	1956140C0	47	47
Internal Med/ProSTAR/PSTP	1956140C1	2	2
Medicine-Primary/UCLA-VA	1956140M0	6	6
Med-Primary/UCLA-Olive View	1956140M1	6	6
Med-Prelim/Neurology	1956140P1	3	3
Neurological Surgery	1956160C0	3	3
Neurology	1956180A0	9	9
Child Neurology	1956185C0	2	2
Obstetrics-Gynecology	1956220C0	8	8
Ob-Gyn/Preliminary	1956220P0	2	0
Orthopaedic Surgery	1956260C0	6	6
Otolaryngology	1956280C0	5	5
Pathology	1956300C0	6	6
Pediatrics	1956320C0	26	26
Pediatrics/PSTP	1956320C1	1	1
Plastic Surgery (Integrated)	1956362C0	3	3
Interventional Radiology (Integ)	1956416C0	3	3
Radiology-Diagnostic	1956420A0	12	12
Radiation Oncology	1956430A0	3	3
General Surgery	1956440C0	7	7
Surgery-Preliminary	1956440P0	3	2
Vascular Surgery	1956451C0	1	1
Medicine-Pediatrics	1956700C0	4	4

UCLA Semel Inst for Neuroscience-CA

Los Angeles	Code	Quota	Matched
Psychiatry	3030400C0	14	14
Psychiatry/Research	3030400C1	0	0
Psych/Harbor-NPI-WLAVA	3030400C2	1	1

UHS So California Med Ed Consortium

Temecula	Code	Quota	Matched
Emergency Medicine	2213110C0	10	10
Family Medicine	2213120C0	6	6
Internal Medicine	2213140C0	20	20

Transitional Year 2213999P0 13 13

VA Greater LA Hlth Sys-CA

Los Angeles	Code	Quota	Matched
Phys Medicine & Rehab	1039340A0	9	9
Psychiatry/UCLA/SFVP	1039400C0	6	6

Valley Childrens Healthcare-CA

Madera	Code	Quota	Matched
Pediatrics	1907320C0	13	13

Valley Consortium-CA

Modesto	Code	Quota	Matched
Family Medicine	1444120C0	12	12
Orthopaedic Surgery	1444260C0	3	3

Valley Health Team-CA

San Joaquin	Code	Quota	Matched
Family Medicine	2111120C0	4	4

Ventura County Med Ctr-CA

Ventura	Code	Quota	Matched
Family Medicine	1068120C0	15	15

COLORADO

Denver Health Med Ctr-CO

Denver	Code	Quota	Matched
Emergency Medicine	1077110C0	17	17

HealthONE-CO

Denver	Code	Quota	Matched
Family Medicine/Aurora	1997120C0	8	8
Internal Medicine/Sky Ridge	1997140C0	18	13
Neurology/Swedish Med Ctr	1997180C0	6	6
Psychiatry/Aurora	1997400C0	8	8
General Surgery/Swedish Med Ctr	1997440C0	3	3
General Surgery/Sky Ridge	1997440C1	3	3
Transitional/Sky Ridge	1997999P0	8	8

North Colorado Med Ctr

Greeley	Code	Quota	Matched
Family Medicine	1853120C0	6	6
Family Med/Wray	1853120C1	1	0
Family Med/Sunrise	1853120C2	2	2
Family Med/Hospitalist	1853120C3	0	0
Family Medicine/Sterling RTT	1853120C4	2	2

Parkview Med Ctr-CO

Pueblo	Code	Quota	Matched
Internal Medicine	2050140C0	10	10

Penrose Hospital-CO

Colorado Springs	Code	Quota	Matched
Pathology	2021300C0	2	2

Poudre Valley Hospital-CO

Fort Collins	Code	Quota	Matched
Family Medicine	3063120C0	8	8

NRMP Program Results 2022 Main Residency Match®

St Anthony Hospital North-CO

Westminster	Code	Quota	Matched
Family Med/Health Campus	1922120C0	7	7
Family Med/84th Street	1922120C1	3	3

St Joseph Hospital SCL Health-CO

Denver	Code	Quota	Matched
Family Medicine	1074120C0	9	9
Internal Medicine	1074140C0	10	10
Medicine-Preliminary	1074140P0	8	8
Obstetrics-Gynecology	1074220C0	5	5
General Surgery	1074440C0	5	5
Surgery-Preliminary	1074440P0	8	8

St Mary-Corwin Med Ctr-CO

Pueblo	Code	Quota	Matched
Family Medicine	3005120C0	6	6
Family Medicine/Alamosa	3005120C1	2	2

St Marys Med Ctr SCL Health-CO

Grand Junction	Code	Quota	Matched
Family Medicine	3069120C0	9	9

U Colorado SOM-Denver

Aurora	Code	Quota	Matched
Anesthesiology	1076040A0	11	11
Anesthesiology/Critical Care	1076040A1	1	1
Anesthesiology	1076040C0	3	3
Anesthesiology/Critical Care	1076040C1	1	1
Anesthesiology	1076040R0	2	2
Dermatology	1076080A0	6	6
Family Med/Denver Hlth	1076120C0	5	5
Family Med/Swedish Med	1076120C2	6	6
Family Med/Univ Hosp	1076120C3	6	6
Family Med/Rural	1076120C4	2	1
Internal Medicine	1076140C0	33	33
Internal Med/Hospitalist	1076140C1	6	6
Int Med/Physician Scientist	1076140C2	2	2
Medicine-Primary	1076140M0	9	9
Medicine-Preliminary	1076140P0	9	9
Neurological Surgery	1076160C0	2	2
Neurology	1076180C0	9	9
Child Neurology	1076185C0	1	1
Child Neurology/Adult	1076185R1	1	0
Obstetrics-Gynecology	1076220C0	9	9
Ob-Gyn/Preliminary	1076220P0	1	0
Orthopaedic Surgery	1076260C0	6	6
Ortho Surgery/Research	1076260C1	1	1
Otolaryngology	1076280C0	3	3
Otolaryngology/Research	1076280C1	1	1
Pathology	1076300C0	6	5
Pediatrics	1076320C0	30	30
Phys Medicine & Rehab	1076340A0	6	6
Plastic Surgery (Integrated)	1076362C0	2	2
Psychiatry	1076400C0	13	13
Psychiatry/Research	1076400C2	2	2
Interventional Radiology (Integ)	1076416A0	2	2
Radiology-Diagnostic	1076420A0	9	9
Radiation Oncology	1076430A0	1	1
General Surgery/2 Yr Research	1076440C0	11	11

Surgery-Preliminary	1076440P0	14	4
Medicine-Pediatrics	1076700C0	4	4
Pediatrics-PM&R	1076735C0	1	1
Pediatrics-Medical Genetics	1076765C0	2	2

CONNECTICUT

Bridgeport Hospital-CT

Bridgeport	Code	Quota	Matched
Internal Medicine	1079140C0	18	18
Medicine-Preliminary	1079140P0	4	4
Med-Prelim/Radiology	1079140P1	0	0
Obstetrics-Gynecology	1079220C0	4	4
Radiology-Diagnostic	1079420A0	4	4

Danbury Hospital-CT

Danbury	Code	Quota	Matched
Internal Medicine	1081140C0	16	16
Obstetrics-Gynecology	1081220C0	3	3
Pathology	1081300C0	2	2
General Surgery	1081440C0	4	4
Surgery-Preliminary	1081440P0	3	0

Eastern CT Health Network

Manchester	Code	Quota	Matched
Family Medicine	2186120C0	7	7
Transitional	2186999P0	8	8

Greenwich Hospital-CT

Greenwich	Code	Quota	Matched
Internal Medicine	1082140C0	6	6
Medicine-Preliminary	1082140P0	7	7

Griffin Hospital-CT

Derby	Code	Quota	Matched
Internal Medicine	1977140C0	6	6
Medicine-Primary	1977140M0	2	2
Medicine-Preliminary	1977140P0	6	6
Medicine-Preventive Med/General	1977751C0	3	3

Hartford Hospital-CT

Hartford	Code	Quota	Matched
Pathology	1083300C0	3	3
Psychiatry	1083400C0	6	6
Radiology-Diagnostic	1083420A0	5	5

Middlesex Hospital-CT

Middleton	Code	Quota	Matched
Family Medicine	1087120C0	7	7

Norwalk Hospital-CT

Norwalk	Code	Quota	Matched
Internal Medicine	1093140C0	15	15
Radiology-Diagnostic	1093420A0	2	2

St Francis Hospital-CT

Hartford	Code	Quota	Matched
Obstetrics-Gynecology	1085220C0	5	5

St Marys Hospital-CT

Waterbury	Code	Quota	Matched
Internal Medicine	1096140C0	10	10
Medicine-Preliminary	1096140P0	4	4
General Surgery	1096440C0	2	2

NRMP Program Results 2022 Main Residency Match®

St Marys Hospital-CT (Continued)

Surgery-Preliminary	1096440P0	2	2
---------------------	-----------	---	---

St Vincents Med Ctr-CT

Bridgeport	Code	Quota	Matched
Internal Medicine	1080140C0	10	10
Medicine-Preliminary	1080140P0	4	4
Med-Prelim/Radiology	1080140P1	0	0
Radiology-Diagnostic	1080420A0	3	3

Stamford Hospital/Columbia-CT

Stamford	Code	Quota	Matched
Family Medicine	1095120C0	5	5
Internal Medicine	1095140C0	8	7
Obstetrics-Gynecology	1095220C0	4	4
General Surgery	1095440C0	3	3
Surgery-Preliminary	1095440P0	2	2

U Connecticut School of Medicine

Farmington	Code	Quota	Matched
Anesthesiology	1094040A0	3	3
Anesthesiology	1094040C0	6	6
Dermatology	1094080A0	4	4
Emergency Medicine	1094110C0	18	18
Family Medicine	1094120C0	7	7
Internal Medicine	1094140C0	40	40
Medicine-Primary	1094140M0	16	16
Medicine-Preliminary	1094140P0	5	5
Neurological Surgery	1094160C0	1	1
Neurology	1094180C0	7	7
Obstetrics-Gynecology	1094220C0	10	10
Orthopaedic Surgery	1094260C0	5	5
Otolaryngology	1094280C0	3	3
Pediatrics	1094320C0	20	20
Phys Medicine & Rehab	1094340C1	4	4
Psychiatry	1094400C0	7	7
Radiology-Diagnostic	1094420A0	2	2
General Surgery	1094440C0	6	6
Surgery-Preliminary	1094440P0	6	3

Waterbury Hospital-CT

Waterbury	Code	Quota	Matched
General Surgery	1097440C0	2	2
Surgery-Preliminary	1097440P0	2	2

Yale-New Haven Hosp-CT

New Haven	Code	Quota	Matched
Anesthesiology	1089040A0	1	1
Anesthesiology	1089040C0	21	21
Dermatology	1089080A0	6	6
Emergency Medicine	1089110C0	18	18
Emergency Medicine/Research	1089110C1	1	1
Internal Medicine	1089140C0	36	36
Int Med/Physician Scientist	1089140C1	6	6
Internal Medicine/Yale-Waterbury	1089140C2	10	10
Medicine-Primary	1089140M0	16	16
Medicine-Primary/HIV	1089140M1	2	2
Medicine-Preliminary	1089140P0	2	2
Med-Prelim/Neurology	1089140P2	9	9
Med-Prelim/Yale-Waterbury	1089140P4	6	6

Med-Prelim/Ophthalmology	1089140P6	5	5
Neurological Surgery	1089160C0	2	2
Neurology	1089180A0	10	10
Child Neurology	1089185C0	2	2
Obstetrics-Gynecology	1089220C0	8	8
Ob-Gyn/Preliminary	1089220P1	1	1
Orthopaedic Surgery	1089260C0	5	5
Otolaryngology	1089280C0	4	4
Pathology/Comb-Anat & Clin	1089300C0	8	8
Pathology/Anatomic Only	1089300C1	0	0
Pathology/Clinical Only	1089300C2	1	1
Pathology/AP & NP	1089300C3	0	0
Pediatrics	1089320C0	20	20
Plastic Surgery (Integrated)	1089362C0	3	3
Psychiatry	1089400C0	13	13
Psychiatry/Combined Adult/Child	1089400C2	2	2
Psychiatry/Research	1089400C3	3	3
Interventional Radiology (Integ)	1089416C0	3	3
Radiology-Diagnostic	1089420A0	14	14
Radiation Oncology	1089430A0	3	3
General Surgery	1089440C0	8	8
Surgery-Preliminary	1089440P0	9	7
Vascular Surgery	1089451C0	1	1
Thoracic Surgery	1089461C0	2	2
Medicine-Pediatrics	1089700C0	4	4

DELAWARE

Bayhealth Med Ctr-DE

Dover	Code	Quota	Matched
Family Medicine	2260120C0	8	0
Internal Medicine	2260140C0	12	12
General Surgery	2260440C0	3	3

Christiana Care-DE

Newark	Code	Quota	Matched
Emergency Medicine	1099110C0	12	12
Family Medicine	1099120C0	9	9
Internal Medicine	1099140C0	13	13
Obstetrics-Gynecology	1099220C0	7	7
Psychiatry	1099400C0	4	4
Interventional Radiology (Integ)	1099416C0	1	1
Radiology-Diagnostic	1099420C0	4	4
General Surgery	1099440C0	6	6
Medicine-Pediatrics	1099700C0	5	5
Medicine-Emergency Med	1099705C0	3	3
Emergency Med-Family Med	1099795C0	3	3

St Francis Hospital-DE

Wilmington	Code	Quota	Matched
Family Medicine	2058120C0	6	6

DISTRICT OF COLUMBIA

Childrens National Med Ctr-DC

Washington	Code	Quota	Matched
Child Neurology	1070185C0	3	3
Pediatrics	1070320C0	20	20
Pediatrics-Research	1070320C3	2	2
Pediatrics-Primary	1070320M0	5	5
Peds-Primary/Community Health	1070320M1	8	8
Pediatrics-Medical Genetics	1070765C0	1	1

NRMP Program Results 2022 Main Residency Match®

George Washington Univ-DC

Washington	Code	Quota	Matched
Anesthesiology	1802040A0	5	5
Anesthesiology	1802040C0	5	5
Anesthesiology	1802040R0	2	2
Dermatology	1802080A0	2	2
Emergency Medicine	1802110C0	11	11
Internal Medicine	1802140C0	28	28
Int Med/Sponsored IMG	1802140C1	2	2
Medicine-Primary	1802140M0	5	5
Medicine-Preliminary	1802140P0	6	6
Med-Prelim/Dermatology	1802140P4	0	0
Med-Prelim/Radiology	1802140P5	1	1
Neurological Surgery	1802160C0	1	1
Neurology	1802180C0	4	4
Obstetrics-Gynecology	1802220C0	8	8
Orthopaedic Surgery	1802260C0	4	4
Otolaryngology	1802280C0	2	2
Pathology	1802300C0	4	4
Psychiatry	1802400C0	6	6
Interventional Radiology (Integ)	1802416A0	1	1
Radiology-Diagnostic	1802420A0	4	4
General Surgery	1802440C0	5	5

Howard Univ Hosp-DC

Washington	Code	Quota	Matched
Dermatology	2193080A0	4	4
Family Medicine	2193120C0	6	6
Internal Medicine	2193140C0	22	22
Medicine-Preliminary	2193140P0	13	11
Neurology	2193180A0	2	2
Obstetrics-Gynecology	2193220C0	4	4
Orthopaedic Surgery	2193260C0	4	4
Pathology	2193300C0	3	3
Psychiatry	2193400C0	4	4
General Surgery	2193440C0	5	5
Surgery-Preliminary	2193440P0	4	3

MedStar Georgetown Univ Hosp-DC

Washington	Code	Quota	Matched
Anesthesiology	1801040C0	12	12
Internal Medicine	1801140C0	29	29
Neurological Surgery	1801160C0	2	2
Neurology	1801180C0	6	6
Neurology/Clinician Scientist	1801180C1	1	1
Orthopaedic Surgery	1801260C0	4	4
Otolaryngology	1801280C0	3	3
Pathology	1801300C0	3	3
Pediatrics	1801320C0	11	11
Plastic Surgery (Integrated)	1801362C0	4	4
Psychiatry	1801400C0	9	9
Interventional Radiology (Integ)	1801416C0	2	2
Radiology-Diagnostic	1801420A0	4	4
Radiation Oncology	1801430A0	2	1
Gen Surgery/Georgetown-WHC	1801440C0	10	10
Surg-Prelim/Georgetown-WHC	1801440P0	9	0
Medicine-Pediatrics	1801700C0	4	4

MedStar National Rehab Hosp-DC

Washington	Code	Quota	Matched
Phys Medicine & Rehab	3191340C0	6	6

MedStar Washington Hosp Ctr-DC

Washington	Code	Quota	Matched
Dermatology	1800080A0	2	2
Emergency Med/Georgetown-WHC	1800110C0	10	10
Family Med/Georgetown-WHC	1800120C0	4	4
Internal Medicine	1800140C0	29	29
Medicine-Preliminary	1800140P0	11	11
Obstetrics-Gynecology	1800220C0	10	10
Vascular Surgery	1800451C0	2	2
Medicine-Dermatology	1800785C0	2	2

St Elizabeths Hospital/DBH-DC

Washington	Code	Quota	Matched
Psychiatry	1804400C0	9	9

FLORIDA

AdventHealth Florida

Orlando	Code	Quota	Matched
Emergency Medicine	1102110C0	6	6
Family Medicine	1102120C0	12	12
Fam Med/East Orlando/Osteopathic	1102120C1	8	8
Family Medicine/Sebring	1102120C2	8	4
Internal Medicine	1102140C0	12	12
Internal Medicine/Sebring	1102140C1	8	8
Medicine-Primary	1102140M0	2	2
Pediatrics	1102320C0	6	6
Radiology-Diagnostic	1102420A0	4	4
General Surgery	1102440C0	4	4

BayCare Health System-FL

Clearwater	Code	Quota	Matched
Pediatrics	2300320C0	8	8
Psychiatry	2300400C0	6	6

Bayfront Med Ctr-FL

St Petersburg	Code	Quota	Matched
Family Medicine	1911120C0	8	8
Obstetrics-Gynecology	1911220C0	4	4

Borinquen Health Care Ctr-FL

Miami	Code	Quota	Matched
Family Medicine	2254120C0	4	4

Broward Health Med Ctr-FL

Fort Lauderdale	Code	Quota	Matched
Dermatology	1892080A0	3	3
Emergency Medicine	1892110C0	13	8
Family Medicine	1892120C0	5	5
Internal Medicine	1892140C0	16	12
Internal Med/North Program	1892140C1	15	15
Orthopaedic Surgery	1892260C0	3	3
Pediatrics	1892320C0	8	8
Psychiatry	1892400C0	5	5
General Surgery	1892440C0	6	6

NRMP Program Results 2022 Main Residency Match®

Broward Health Med Ctr-FL (Continued)

Transitional	1892999P0	4	4
Transitional/North Program	1892999P1	16	16

Centerstone-FL

Bradenton	Code	Quota	Matched
Psychiatry	2242400C0	5	5

Citrus Health Network-FL

Hialeah	Code	Quota	Matched
Psychiatry	1864400C0	4	4

Cleveland Clinic Florida

Weston	Code	Quota	Matched
Anesthesiology	1383040C0	5	5
Internal Medicine	1383140C0	9	9
Med-Prelim/Neurology	1383140P0	2	2
Medicine-Preliminary	1383140P1	2	2
Neurology	1383180A0	2	2
General Surgery	1383440C0	3	3
Surgery-Preliminary	1383440P0	3	3

Community Health of South Florida

Miami	Code	Quota	Matched
Family Medicine	2194120C0	6	6
Psychiatry	2194400C0	5	5

FAU-Schmidt COM-FL

Boca Raton	Code	Quota	Matched
Emergency Medicine	1586110C0	6	6
Internal Medicine	1586140C0	24	24
Medicine-Preliminary	1586140P0	2	2
Neurology	1586180C0	3	3
Psychiatry	1586400C0	4	4
General Surgery	1586440C0	6	6
Surgery-Preliminary	1586440P0	5	1

FIU Herbert Wertheim COM-FL

Miami	Code	Quota	Matched
Medicine-Primary	2317140M0	6	6

Florida State University COM

Tallahassee	Code	Quota	Matched
Emergency Medicine/Sarasota	1826110C0	9	9
Family Medicine/Lee Memorial	1826120C0	8	8
Family Medicine/Winter Haven	1826120C1	8	8
Internal Medicine/Tallahassee	1826140C0	8	8
Internal Medicine/Sarasota	1826140C1	13	13
Internal Medicine/Cape Coral	1826140C2	12	12
Med-Prelim/Tallahassee	1826140P0	2	2
General Surgery	1826440C0	2	2
Surgery-Preliminary	1826440P0	2	0

HCA Healthcare East FL Division GME

Tamarac	Code	Quota	Matched
Anesthesiology/Kendall	2232040A0	6	6
Anesthesiology/Westside	2232040C0	6	6
Emergency Medicine/Aventura	2232110C0	12	11
Emergency Medicine/St Lucie	2232110C1	6	0
Emergency Medicine/Kendall	2232110C2	12	10
Emergency Medicine/Westside	2232110C3	13	6
Family Medicine/St Lucie	2232120C0	6	5

Internal Medicine/Westside	2232140C0	15	2
Internal Medicine/Aventura	2232140C1	15	8
Internal Medicine/Kendall	2232140C2	14	14
Obstetrics-Gynecology/Westside	2232220C0	4	4
Pathology/Westside	2232300C0	2	1
Pediatrics/Palms West	2232320C0	6	2
Psychiatry/Aventura	2232400C0	5	5
Psychiatry/University	2232400C1	8	8
Radiology-Diagnostic/Aventura	2232420C0	5	5
General Surgery/Westside	2232440C0	4	4
General Surgery/Kendall	2232440C1	5	5
Surgery-Preliminary/Kendall	2232440P0	4	0
Surg-Prelim/Anesthesiology-Kendall	2232440P1	1	1
Transitional/Aventura	2232999P0	8	8
Transitional/Kendall	2232999P1	8	8
Trans/Anesthesiology-Kendall	2232999P2	5	5
Transitional/Westside	2232999P3	15	4

HCA Healthcare/JFK Med Center-UMiami-FL

Atlantis	Code	Quota	Matched
Internal Medicine	1384140C0	19	12
General Surgery	1384440C0	3	3
Surgery-Preliminary	1384440P0	1	1

HCA Healthcare/USF Morsani GME-Blake-FL

Bradenton	Code	Quota	Matched
Internal Medicine	1899140C0	22	7
Medicine-Preliminary	1899140P0	6	0
Transitional	1899999P0	10	10

HCA Healthcare/USF Morsani GME-Brandon-FL

Brandon	Code	Quota	Matched
Emergency Medicine	1772110C0	15	11
Internal Medicine	1772140C0	15	8
Obstetrics-Gynecology	1772220C0	5	5
Pathology	1772300C0	2	2
General Surgery	1772440C0	4	4
Surgery-Preliminary	1772440P0	4	0
Transitional	1772999P0	11	11

HCA Healthcare/USF Morsani GME-Citrus-FL

Inverness	Code	Quota	Matched
Internal Medicine	2195140C0	15	2
Medicine-Preliminary	2195140P0	5	0

HCA Healthcare/USF Morsani GME-Largo-FL

Largo	Code	Quota	Matched
Dermatology	1981080A0	3	3
Internal Medicine	1981140C0	13	13
Orthopaedic Surgery	1981260C0	2	2
Psychiatry	1981400C0	4	4
Transitional	1981999P0	8	4
Transitional/Dermatology	1981999P1	2	2

HCA Healthcare/USF Morsani GME-Oak Hill-FL

Brooksville	Code	Quota	Matched
Anesthesiology	1662040A0	6	6
Anesthesiology	1662040R1	2	2
Emergency Medicine	1662110C0	6	4
Family Medicine	1662120C0	8	5
Internal Medicine	1662140C0	20	1

NRMP Program Results 2022 Main Residency Match®

HCA Healthcare/USF Morsani GME-Oak Hill-FL

(Continued)

Medicine-Preliminary	1662140P0	5	0
Transitional	1662999P0	10	4
Transitional/Anesthesiology	1662999P1	0	0

HCA Healthcare/USF Morsani GME-St Pete-FL

St. Petersburg	Code	Quota	Matched
Family Medicine	2196120C0	10	10
Transitional	2196999P0	9	8

HCA Healthcare/USF Morsani GME-Trinity-FL

Trinity	Code	Quota	Matched
Internal Medicine	2235140C0	20	4
Radiology-Diagnostic	2235420A0	6	6
Transitional	2235999P0	8	1
Transitional/Radiology	2235999P1	2	2

HCA Healthcare/USF Morsani-Bayonet Pt-FL

Hudson	Code	Quota	Matched
Internal Medicine	2137140C0	20	5
General Surgery	2137440C0	3	3
Surgery-Preliminary	2137440P0	3	0
Transitional	2137999P0	11	2
Transitional/Ophthalmology	2137999P1	2	1

HCA Healthcare/USF Morsani-Northside-FL

St Petersburg	Code	Quota	Matched
Internal Medicine	2107140C0	10	3

Halifax Med Ctr-FL

Daytona Beach	Code	Quota	Matched
Family Medicine	1629120C0	8	7

Johns Hopkins All Childrens Hosp-FL

St Petersburg	Code	Quota	Matched
Pediatrics	1589320C0	12	12

Lakeside Med Ctr-FL

Belle Glade	Code	Quota	Matched
Family Medicine	2282120C0	5	5

Larkin Comm Hosp Palm Springs Campus-FL

Hialeah	Code	Quota	Matched
Dermatology	2238080A0	3	3
Family Medicine	2238120C0	8	8
Internal Medicine	2238140C0	7	7
Neurology	2238180C0	4	4
Osteo Neuromusculo Med	2238275R0	6	4
Phys Medicine & Rehab	2238340C0	8	8
Plastic Surgery (Integrated)	2238362C0	3	3

Larkin Community Hospital-FL

South Miami	Code	Quota	Matched
Anesthesiology	1481040C0	4	4
Dermatology	1481080A0	5	3
Dermatology	1481080R0	3	3
Family Medicine	1481120C0	9	9
Internal Medicine	1481140C0	6	6
Neurology	1481180C0	4	3
Orthopaedic Surgery	1481260C0	4	4
Phys Medicine & Rehab	1481340A0	7	7

Psychiatry	1481400C0	10	10
Radiology-Diagnostic	1481420A0	4	4
General Surgery	1481440C0	2	2

Manatee Memorial Hosp-FL

Bradenton	Code	Quota	Matched
Family Medicine	2109120C0	4	4
Internal Medicine	2109140C0	12	12

Mayo Clinic School of Grad Med Educ-FL

Jacksonville	Code	Quota	Matched
Anesthesiology	1032040C0	6	6
Dermatology	1032080C0	2	2
Family Medicine	1032120C0	6	6
Internal Medicine	1032140C0	14	14
Neurological Surgery	1032160C0	1	1
Neurology	1032180C0	6	6
Child Neurology	1032185A0	2	2
Interventional Radiology (Integ)	1032416C0	1	1
Radiology-Diagnostic	1032420C0	5	5
Radiation Oncology	1032430C0	1	1
General Surgery	1032440C0	3	3
Surgery-Preliminary	1032440P0	2	2

Memorial Healthcare System-FL

Pembroke Pines	Code	Quota	Matched
Anesthesiology	2085040C0	3	3
Emergency Medicine	2085110C0	10	10
Internal Medicine	2085140C0	15	15
Medicine-Preliminary	2085140P0	4	4
Neurology	2085180C0	4	4
Obstetrics-Gynecology	2085220C0	4	4
Pediatrics	2085320C0	8	8
Phys Medicine & Rehab	2085340C0	4	4
Psychiatry	2085400C0	4	4
General Surgery	2085440C0	6	6
Transitional	2085999P0	20	20

Mt Sinai Med Ctr-Miami-FL

Miami Beach	Code	Quota	Matched
Anesthesiology	1105040R0	6	3
Emergency Medicine	1105110C0	7	7
Internal Medicine	1105140C0	17	17
Medicine-Preliminary	1105140P0	4	4
Obstetrics-Gynecology	1105220C0	3	3
Psychiatry	1105400C0	3	3
Radiology-Diagnostic	1105420A0	5	5
General Surgery	1105440C0	3	3
Surgery-Preliminary	1105440P0	3	3

NCH Healthcare Sys-FL

Naples	Code	Quota	Matched
Internal Medicine	1958140C0	16	16
Transitional	1958999P0	6	6

Nemours Childrens Hosp-FL

Orlando	Code	Quota	Matched
Pediatrics	2175320C0	12	12

Nicklaus Childrens Hospital-Miami-FL

Miami	Code	Quota	Matched
Pediatrics	1110320C0	27	27

NRMP Program Results 2022 Main Residency Match®

Nicklaus Childrens Hospital-Miami-FL (Continued)

Pediatrics/SACM	1110320C1	1	1
-----------------	-----------	---	---

Nova Southeastern University KPCOM-FL

Clearwater	Code	Quota	Matched
Psychiatry/Orlando	2256400C0	6	6
Psychiatry/Bay Pines	2256400C1	3	1

Orange Park Med Ctr-FL

Orange Park	Code	Quota	Matched
Dermatology	1771080A0	3	3
Emergency Medicine	1771110C0	12	2
Family Medicine	1771120C0	6	4
Internal Medicine	1771140C0	13	3
Psychiatry	1771400C0	4	4
General Surgery	1771440C0	3	3
Transitional	1771999P0	14	10

Orlando Health-FL

Orlando	Code	Quota	Matched
Emergency Medicine	1107110C0	18	18
Internal Medicine	1107140C0	13	13
Medicine-Preliminary	1107140P0	2	2
Neurology	1107180C0	2	2
Obstetrics-Gynecology	1107220C0	7	7
Orthopaedic Surgery	1107260C0	5	5
Pathology	1107300C0	2	2
General Surgery	1107440C0	6	6
Surgery-Preliminary	1107440P0	6	5

Palmetto General Hosp-FL

Hialeah	Code	Quota	Matched
Family Medicine	2121120C0	4	4
Internal Medicine	2121140C0	19	13
Neurology	2121180C0	1	1

St Vincents Med Ctr-FL

Jacksonville	Code	Quota	Matched
Family Medicine	3125120C0	10	10

Tallahassee Mem Healthcare-FL

Tallahassee	Code	Quota	Matched
Family Medicine	2926120C0	11	9

U Central FL/HCA Healthcare GME

Orlando	Code	Quota	Matched
Anesthesiology/Ocala	1587040A0	9	9
Dermatology	1587080A0	2	2
Dermatology	1587080R0	2	2
Emergency Med/Orlando	1587110C0	7	7
Emergency Med/Gainesville	1587110C1	8	8
Emergency Med/Ocala	1587110C2	7	6
Family Medicine/Gainesville	1587120C0	8	8
Family Medicine/Ocala	1587120C1	6	3
Internal Med/Orlando	1587140C0	25	25
Internal Medicine/Ocala	1587140C1	15	8
Internal Med/Gainesville	1587140C2	20	15
Neurology/Kissimmee	1587180C0	4	4
Ob-Gyn/Kissimmee	1587220C0	3	3
Ob-Gyn/Gainesville	1587220C1	4	4
Ob-Gyn/Pensacola	1587220C2	3	3

Orthopaedic Surgery/Ocala	1587260C0	3	3
Phys Med & Rehab/Pensacola	1587340A0	4	4
Psychiatry/Gainesville	1587400C0	8	8
Psychiatry/Kissimmee	1587400C1	6	6
Psychiatry/Tallahassee	1587400C2	6	4
General Surgery/Ocala	1587440C0	4	4
General Surgery/Kissimmee	1587440C1	3	3
Surg-Prelim/Ocala	1587440P0	4	0
Transitional/Orlando	1587999P0	14	14
Transitional/Ocala	1587999P1	13	11
TransitionalGainesville	1587999P2	12	12

U Florida COM-Jacksonville

Jacksonville	Code	Quota	Matched
Anesthesiology	1101040C0	4	4
Emergency Medicine	1101110C0	15	15
Emergency Medicine/Military	1101110C1	1	1
Internal Medicine	1101140C0	14	14
Medicine-Preliminary	1101140P0	6	2
Med-Prelim/Neurology	1101140P1	4	4
Med-Prelim/Radiology	1101140P2	1	1
Neurology	1101180A0	4	4
Obstetrics-Gynecology	1101220C0	6	6
Orthopaedic Surgery	1101260C0	4	4
Pathology	1101300C0	2	2
Pediatrics	1101320C0	14	11
Peds-Prelim/Child Neurology	1101320P0	2	2
Psychiatry	1101400C0	3	3
Psychiatry/CAP	1101400C1	2	2
Interventional Radiology (Integ)	1101416A0	1	1
Radiology-Diagnostic	1101420A0	5	5
General Surgery	1101440C0	5	5
Surgery-Preliminary	1101440P0	6	0
Surg-Prelim/Ophthalmology	1101440P2	0	0

U Florida COM-Shands Hosp

Gainesville	Code	Quota	Matched
Anesthesiology	1824040A0	1	1
Anesthesiology	1824040C0	20	20
Anesthesiology/Research	1824040C1	0	0
Anesthesiology	1824040R1	6	6
Dermatology	1824080A0	4	4
Emergency Medicine	1824110C0	14	14
Family Medicine	1824120C0	9	6
Internal Med/Gainesville	1824140C0	33	33
Internal Med/Pensacola	1824140C1	4	4
Medicine-Preliminary	1824140P0	14	14
Neurological Surgery	1824160C0	2	2
Neurology	1824180C0	8	8
Child Neurology	1824185C0	1	0
Ob-Gyn/Gainesville	1824220C0	5	5
Ob-Gyn/Pensacola	1824220C1	4	4
Orthopaedic Surgery	1824260C0	4	4
Otolaryngology	1824280C0	3	3
Pathology	1824300C0	4	4
Pediatrics/Gainesville	1824320C0	17	17
Peds/Arnold Palmer-Orlando	1824320C1	14	14
Pediatrics/Pensacola	1824320C3	9	9
Phys Medicine & Rehab	1824340A0	4	4
Plastic Surgery (Integrated)	1824362C0	1	1

NRMP Program Results 2022 Main Residency Match®

U Florida COM-Shands Hosp (Continued)

Psychiatry	1824400C0	11	11
Radiology-Diagnostic	1824420A0	11	11
Radiation Oncology	1824430A0	2	2
General Surgery	1824440C0	6	6
Surgery-Preliminary	1824440P0	8	3
Thoracic Surgery	1824461C0	1	1

U Miami MSOM/Holy Cross-FL

Miami	Code	Quota	Matched
Internal Medicine	1821140C0	14	14
Medicine-Preliminary	1821140P0	6	6
General Surgery	1821440C0	3	3
Transitional	1821999P0	15	15

U Miami/Jackson Health System-FL

Miami	Code	Quota	Matched
Anesthesiology	1104040A0	2	2
Anesthesiology	1104040C3	26	26
Dermatology	1104080A0	5	5
Emergency Medicine	1104110C0	14	14
Emergency Med/Funded	1104110C1	1	0
Family Medicine	1104120C0	8	8
Internal Medicine	1104140C0	24	24
Internal Med/Funded	1104140C1	1	1
Internal Med/Harrington	1104140C2	11	11
Internal Med/Urban Health	1104140C3	2	2
Medicine-Preliminary	1104140P0	4	4
Med-Prelim/BPEI	1104140P3	7	7
Neurological Surgery	1104160C0	3	3
Neurology	1104180A0	3	3
Neurology	1104180C0	9	9
Neurology	1104180R0	1	1
Obstetrics-Gynecology	1104220C0	8	8
Orthopaedic Surgery	1104260C0	7	7
Otolaryngology	1104280C0	3	3
Otolaryngology/Research	1104280C1	1	1
Pathology	1104300C0	6	6
Pediatrics	1104320C0	22	22
Phys Medicine & Rehab	1104340A0	8	8
Plastic Surgery (Integrated)	1104362C0	2	2
Psychiatry	1104400C0	14	14
Interventional Radiology (Integ)	1104416A0	3	3
Radiology-Diagnostic	1104420A0	9	9
Rad-Diag/International	1104420A2	1	1
Radiation Oncology	1104430A0	2	1
General Surgery	1104440C0	7	7
Surgery-Preliminary	1104440P1	13	13
Vascular Surgery	1104451C0	1	1
Medicine-Pediatrics	1104700C0	5	5

U South Florida Morsani COM-Tampa

Tampa	Code	Quota	Matched
Dermatology	1109080A0	4	4
Emergency Medicine	1109110C0	10	10
Family Medicine	1109120C0	8	8
Internal Medicine	1109140C0	33	33
Medicine-Preliminary	1109140P0	6	0
Med-Prelim/Dermatology	1109140P1	1	1

Med-Prelim/Radiology	1109140P2	4	4
Med-Prelim/Radiation Onc	1109140P3	2	2
Med-Prelim/Ophthalmology	1109140P4	4	4
Neurological Surgery	1109160C0	2	2
Neurology	1109180C0	8	8
Obstetrics-Gynecology	1109220C0	6	6
Orthopaedic Surgery	1109260C0	4	4
Otolaryngology	1109280C0	3	3
Pathology	1109300C0	3	3
Pediatrics	1109320C0	12	12
Phys Medicine & Rehab	1109340C2	3	3
Plastic Surgery (Integrated)	1109362C0	4	4
Psychiatry	1109400C0	10	10
Interventional Radiology (Integ)	1109416A0	2	2
Radiology-Diagnostic	1109420A0	6	6
Radiology-Diagnostic	1109420R0	1	1
Radiation Oncology	1109430A0	2	2
General Surgery	1109440C0	6	6
Surgery-Preliminary	1109440P0	4	3
Vascular Surgery	1109451C0	2	2
Medicine-Pediatrics	1109700C0	5	5

Wellington Reg Med Ctr-FL

Wellington	Code	Quota	Matched
Internal Medicine	2218140C0	8	8

West Kendall Baptist Hospital-FL

Miami	Code	Quota	Matched
Family Medicine	1538120C0	4	4

GEORGIA

AU-UGA Medical Partnership-GA

Athens	Code	Quota	Matched
Internal Medicine	1744140C0	11	8
Medicine-Preliminary	1744140P0	1	1

Archbold Medical Center

Thomasville	Code	Quota	Matched
Internal Medicine	2324140C0	5	5

Atlanta Med Ctr-GA

Atlanta	Code	Quota	Matched
Family Medicine	1112120C0	6	6
Internal Medicine	1112140C0	10	10
Orthopaedic Surgery	1112260C0	4	4
General Surgery	1112440C0	3	3
Surgery-Preliminary	1112440P0	2	1

Atrium Health Navicent Med Ctr-GA

Macon	Code	Quota	Matched
Family Medicine	1120120C0	6	6
Internal Medicine	1120140C0	9	9
Medicine-Preliminary	1120140P0	3	1
Obstetrics-Gynecology	1120220C0	4	4
Pediatrics	1120320C0	6	2
General Surgery	1120440C0	5	5

Coliseum Med Ctrs-GA

Macon	Code	Quota	Matched
Emergency Medicine	1972110C0	8	4
Internal Medicine	1972140C0	10	1

NRMP Program Results 2022 Main Residency Match®

Coliseum Med Ctrs-GA (Continued)

Psychiatry	1972400C0	5	4
Transitional	1972999P0	13	13

Emory Univ SOM-GA

Atlanta	Code	Quota	Matched
Anesthesiology	1113040A0	4	4
Anesthesiology	1113040C0	8	8
Dermatology	1113080A0	7	7
Emergency Medicine	1113110C0	19	19
Family Medicine	1113120C0	10	10
Internal Medicine	1113140C0	43	43
Internal Med/Research	1113140C1	3	3
Medicine-Primary	1113140M0	8	8
Medicine-Preliminary	1113140P1	6	6
Neurological Surgery	1113160C0	2	2
Neurology	1113180A0	10	10
Child Neurology	1113185C0	3	3
Child Neurology	1113185R1	1	1
Obstetrics-Gynecology	1113220C0	9	9
Orthopaedic Surgery	1113260C0	6	6
Otolaryngology	1113280C0	4	4
Pathology	1113300C0	9	9
Pathology/Research	1113300C1	0	0
Pediatrics	1113320C0	25	25
Phys Medicine & Rehab	1113340A0	6	6
Plastic Surgery (Integrated)	1113362C0	2	2
Psychiatry	1113400C0	11	11
Psychiatry/Research	1113400C1	1	1
Interventional Radiology (Integ)	1113416A0	4	4
Radiology-Diagnostic	1113420A0	11	11
Radiology-Diag/Research	1113420A1	2	2
Rad-Diag/Molecular Imaging	1113420A3	1	1
Radiation Oncology	1113430A0	3	3
General Surgery	1113440C0	10	10
Surgery-Preliminary	1113440P0	3	3
Vascular Surgery	1113451C0	2	2
Thoracic Surgery	1113461C0	1	1
Medicine-Psychiatry	1113715C0	2	2
Transitional	1113999P0	4	4
Transitional/Anesthesiology	1113999P1	4	4
Transitional/Neurology	1113999P2	10	10
Transitional/Radiology	1113999P3	9	9

Floyd Med Ctr-GA

Rome	Code	Quota	Matched
Family Medicine	1992120C0	8	8

Gateway Behavioral Hlth Comm Svc-GA

Savannah	Code	Quota	Matched
Psychiatry	2165400C0	8	8

Hamilton Med Ctr-GA

Dalton	Code	Quota	Matched
Family Medicine	2222120C0	6	6
Internal Medicine	2222140C0	10	10

Houston Healthcare-GA

Warner Robins	Code	Quota	Matched
Family Medicine	2130120C0	6	6

Medical College of Georgia

Augusta	Code	Quota	Matched
Anesthesiology	1985040C0	11	11
Anesthesiology	1985040R0	1	1
Dermatology	1985080A0	3	3
Emergency Medicine	1985110C0	6	6
Family Medicine	1985120C0	11	11
Family Med/Waycross	1985120C1	2	2
Internal Medicine	1985140C0	20	20
Int Med/Research Clinician	1985140C1	1	0
Medicine-Preliminary	1985140P0	6	6
Med-Prelim/Ophthalmology	1985140P1	3	3
Neurological Surgery	1985160C0	1	1
Neurology	1985180C0	6	6
Child Neurology	1985185C0	1	0
Obstetrics-Gynecology	1985220C0	5	5
Orthopaedic Surgery	1985260C0	4	4
Otolaryngology	1985280C0	3	3
Pathology	1985300C0	2	2
Pediatrics	1985320C0	15	15
Psychiatry	1985400C0	7	7
Interventional Radiology (Integ)	1985416A0	1	1
Radiology-Diagnostic	1985420A0	5	5
General Surgery	1985440C0	5	5
Surg-Prelim/Non-designated	1985440P1	2	1

Memorial Health-Univ Med Ctr-GA

Savannah	Code	Quota	Matched
Family Medicine	1971120C0	5	2
Internal Medicine	1971140C0	13	11
Obstetrics-Gynecology	1971220C0	4	4
Pediatrics	1971320C0	7	7
Radiology-Diagnostic	1971420A0	4	4
General Surgery	1971440C0	5	5

Morehouse Sch of Med-GA

Atlanta	Code	Quota	Matched
Family Medicine	2099120C0	6	6
Internal Medicine	2099140C0	27	23
Medicine-Preliminary	2099140P0	4	4
Obstetrics-Gynecology	2099220C0	4	4
Pediatrics	2099320C0	6	3
Psychiatry	2099400C0	5	5
General Surgery	2099440C0	3	3
Surgery-Preliminary	2099440P0	6	3

Northeast Georgia Med Ctr

Gainesville	Code	Quota	Matched
Emergency Medicine	2166110C0	12	12
Family Medicine	2166120C0	12	12
Internal Medicine	2166140C0	20	20
Psychiatry	2166400C0	6	6
General Surgery	2166440C0	6	6

Northside Hospital Gwinnett-GA

Lawrenceville	Code	Quota	Matched
Family Medicine	1796120C0	5	5
Internal Medicine	1796140C0	14	14
Medicine-Preliminary	1796140P0	3	0
Transitional	1796999P0	10	10

NRMP Program Results 2022 Main Residency Match®

Phoebe Putney Mem Hosp-GA

	Code	Quota	Matched
Albany			
Family Medicine	1020120C0	8	5

Piedmont Athens Regional-GA

	Code	Quota	Matched
Athens			
Internal Medicine	1805140C0	20	20
Transitional	1805999P0	10	7

Piedmont Columbus Regional-GA

	Code	Quota	Matched
Columbus			
Family Medicine	1118120C0	12	12

Redmond Regional Med Ctr-GA

	Code	Quota	Matched
Rome			
Internal Medicine	1867140C0	13	13
Transitional	1867999P0	13	10

South Georgia Med Ctr

	Code	Quota	Matched
Valdosta			
Internal Medicine	2292140C0	8	8

South Georgia Med Ed & Res Consortium

	Code	Quota	Matched
Moultrie			
Family Medicine	2147120C0	4	4
Psychiatry	2147400C0	3	3

St Francis-Emory Healthcare-GA

	Code	Quota	Matched
Columbus			
Internal Medicine	2326140C0	10	8

WellStar Kennestone Reg Med Ctr-GA

	Code	Quota	Matched
Marietta			
Emergency Medicine	1814110C0	14	14
Family Medicine	1814120C0	8	8
Internal Medicine	1814140C0	17	17
Obstetrics-Gynecology	1814220C0	4	4
Transitional	1814999P0	20	20

Wellstar Spalding Reg Hosp-GA

	Code	Quota	Matched
Griffin			
Internal Medicine	2328140C0	10	10

HAWAII

Hilo Medical Center-HI

	Code	Quota	Matched
Hilo			
Family Medicine	1691120C0	6	6

Kaiser Permanente Hawaii

	Code	Quota	Matched
Honolulu			
Internal Medicine	1727140C0	5	5

Tripler Army Med Ctr-HI

	Code	Quota	Matched
Tripler Amc			
Internal Medicine	1431140C0	6	6
Psychiatry	1431400C0	1	1
Radiology-Diagnostic	1431420C0	1	1

University of Hawaii

	Code	Quota	Matched
Honolulu			
Family Medicine	3350120C0	7	7
Internal Medicine	3350140C0	17	17
Medicine-Primary	3350140M0	2	2

Medicine-Preliminary	3350140P0	2	0
Obstetrics-Gynecology	3350220C0	6	6
Orthopaedic Surgery	3350260C0	1	1
Ortho Surgery/Research	3350260C1	1	1
Pathology	3350300C0	3	1
Pediatrics	3350320C0	8	8
Psychiatry	3350400C0	7	7
General Surgery	3350440C0	5	5

IDAHO

Eastern Idaho Reg Med Ctr

	Code	Quota	Matched
Idaho Falls			
Family Medicine	2140120C0	6	3
Internal Medicine	2140140C0	10	1

Family Medicine Res of Idaho

	Code	Quota	Matched
Boise			
Family Medicine	3039120C0	12	11
Family Med/Rural	3039120C1	4	4
Family Med/Magic Valley Rural	3039120C2	2	2
Family Med/Nampa	3039120C3	6	6

Idaho State University

	Code	Quota	Matched
Pocatello			
Family Medicine	1005120C0	7	7
Family Medicine/Rexburg	1005120C1	1	1

Kootenai Health-ID

	Code	Quota	Matched
Coeur D'Alene			
Family Medicine	1593120C0	7	7

U Washington Boise-ID

	Code	Quota	Matched
Boise			
Internal Medicine	1172140C0	10	10
Medicine-Preliminary	1172140P1	4	4
Psychiatry	1172400C0	4	4

ILLINOIS

Advocate Health Care-IL

	Code	Quota	Matched
Downers Grove			
Emergency Medicine/ACMC	2117110C0	14	14
Family Medicine/ACMC	2117120C0	8	8
Family Medicine/AIMMC	2117120C1	8	8
Family Medicine/ALGH	2117120C2	9	9
Internal Medicine/AIMMC	2117140C0	16	16
Internal Medicine/ALGH	2117140C1	18	18
Internal Medicine/ACMC	2117140C2	21	21
Med-Prelim/AIMMC	2117140P0	6	6
Med-Prelim/ALGH	2117140P1	8	8
Medicine-Preliminary/ACMC	2117140P2	2	2
Obstetrics-Gynecology/AIMMC	2117220C0	3	3
Obstetrics-Gynecology/ALGH	2117220C1	4	4
Pediatrics/ACMC	2117320C0	13	13
Pediatrics/ALGH	2117320C1	14	14
Psychiatry/ALGH	2117400C0	4	4
Radiology-Diagnostic/AIMMC	2117420A0	3	3
General Surgery	2117440C0	7	7
Surgery-Preliminary	2117440P0	2	2

NRMP Program Results 2022 Main Residency Match®

Amita Resurrection Med Ctr-IL

Chicago	Code	Quota	Matched
Emergency Medicine	1937110C0	13	13
Family Medicine	1937120C0	6	6
Transitional	1937999P0	14	14

Amita St Francis Hosp-IL

Evanston	Code	Quota	Matched
Internal Medicine	1168140C0	16	16
Medicine-Preliminary	1168140P0	6	6
Obstetrics-Gynecology	1168220C0	6	6
Radiology-Diagnostic	1168420A0	3	2
Transitional	1168999P0	10	10

Amita St Joseph Hosp-IL

Chicago	Code	Quota	Matched
Family Medicine	1405120C0	6	6
Internal Medicine	1405140C0	20	20
Medicine-Preliminary	1405140P0	5	5
Obstetrics-Gynecology	1405220C0	3	1
General Surgery	1405440C0	2	2
Surgery-Preliminary	1405440P0	2	2
Transitional	1405999P0	6	6

Amita Sts Mary and Elizabeth Med Ctr-IL

Chicago	Code	Quota	Matched
Family Medicine	1389120C0	12	12

Carle Foundation Hosp-IL

Urbana	Code	Quota	Matched
Family Medicine/Urbana	1226120C0	6	6
Family Medicine/Normal	1226120C2	2	0
Internal Medicine	1226140C0	11	11
Int Med/ABIM Research Path	1226140C1	0	0
Medicine-Primary	1226140M0	2	2
Medicine-Preliminary	1226140P0	2	2
Neurology	1226180C0	1	1
Obstetrics-Gynecology	1226220C0	4	4
Psychiatry	1226400C0	4	4
General Surgery	1226440C0	4	4
Vascular Surgery	1226451C0	1	1

Cook County Health and Hosps Sys-IL

Chicago	Code	Quota	Matched
Anesthesiology	1127040C0	9	9
Dermatology	1127080A0	3	3
Emergency Medicine	1127110C0	17	17
Family Medicine	1127120C0	12	12
Internal Medicine	1127140C0	41	41
Medicine-Primary	1127140M0	4	4
Pediatrics	1127320C0	4	4
Radiology-Diagnostic	1127420A0	4	4

Franciscan Health Olympia Fields-IL

Olympia Fields	Code	Quota	Matched
Emergency Medicine	1950110C0	8	8
Internal Medicine	1950140C0	16	16
Orthopaedic Surgery	1950260C0	4	4
Radiology-Diagnostic	1950420C0	3	3
General Surgery	1950440C0	3	3

Hinsdale Hospital-IL

Hinsdale	Code	Quota	Matched
Family Medicine	3006120C0	9	9

La Grange Mem Hosp-IL

La Grange	Code	Quota	Matched
Family Medicine	3037120C0	7	7

Lawndale Christian Health Ctr-IL

Chicago	Code	Quota	Matched
Family Medicine	2237120C0	6	6

Loyola Univ Med Ctr-IL

Maywood	Code	Quota	Matched
Anesthesiology	1170040C0	13	13
Anesthesiology	1170040R0	1	1
Dermatology	1170080A0	3	3
Emergency Medicine	1170110C0	6	6
Internal Medicine	1170140C0	34	34
Medicine-Preliminary	1170140P0	5	5
Neurological Surgery	1170160C0	2	2
Neurology	1170180C0	6	6
Obstetrics-Gynecology	1170220C0	5	5
Orthopaedic Surgery	1170260C0	5	5
Otolaryngology	1170280C0	3	3
Pathology	1170300C0	4	4
Pediatrics	1170320C0	10	10
Plastic Surgery (Integrated)	1170362C0	1	1
Psychiatry	1170400C0	6	6
Radiology-Diagnostic	1170420A0	7	7
Radiation Oncology	1170430A0	2	2
General Surgery	1170440C0	6	6
Surgery-Preliminary	1170440P0	10	1
Vascular Surgery	1170451C0	1	1
Medicine-Pediatrics	1170700C0	4	4

MacNeal Hospital-IL

Berwyn	Code	Quota	Matched
Family Medicine	1121120C0	12	12
Internal Medicine	1121140C0	14	14
Transitional	1121999P0	12	12
Transitional/Ophthalmology	1121999P1	4	3

Marianjoy Rehab Hosp-IL

Wheaton	Code	Quota	Matched
Phys Medicine & Rehab	1103340A0	6	6

Mercyhealth GME Consortium-IL

Rockford	Code	Quota	Matched
Family Medicine	2163120C0	10	10
Internal Medicine	2163140C0	13	13

Mt Sinai Hosp Med Ctr-IL

Chicago	Code	Quota	Matched
Medicine-Preliminary	1144140P0	3	1
Obstetrics-Gynecology	1144220C0	4	4

Northwestern McGaw/Lurie Childrens-IL

Chicago	Code	Quota	Matched
Child Neurology	1842185C0	3	3
Pediatrics	1842320C0	31	31

NRMP Program Results 2022 Main Residency Match®

Northwestern McGaw/NMH/VA-IL

Chicago	Code	Quota	Matched
Anesthesiology/3 Yr	2247040A0	8	8
Anesthesiology/4 Yr	2247040C0	15	15
Anesthesiology	2247040R0	1	1
Dermatology	2247080A0	5	5
Emergency Medicine	2247110C0	15	15
Family Med/Erie-Swedish	2247120C0	8	8
Family Med/Lake Forest	2247120C1	8	8
Family Med/Delnor	2247120C2	8	8
Internal Medicine	2247140C0	34	34
Internal Medicine/PSTP	2247140C1	4	4
Medicine-Preliminary	2247140P0	1	1
Med-Prelim/Neurology	2247140P1	10	10
Neurological Surgery	2247160C0	3	3
Neurology	2247180A0	10	10
Obstetrics-Gynecology	2247220C0	12	12
Orthopaedic Surgery	2247260C0	6	6
Otolaryngology	2247280C0	3	3
Pathology	2247300C0	5	5
Pathology/Investigator Trk	2247300C1	1	1
Plastic Surgery (Integrated)	2247362C0	2	2
Psychiatry	2247400C0	8	8
Psychiatry/Research	2247400C1	1	1
Interventional Radiology (Integ)	2247416A0	2	2
Radiology-Diagnostic	2247420A0	10	10
Radiology-Diagnostic	2247420R0	1	1
Radiation Oncology/4 yr	2247430A0	2	2
General Surgery	2247440C0	6	6
Surgery-Preliminary	2247440P0	4	3
Vascular Surgery	2247451C0	1	1
Thoracic Surgery	2247461C0	1	1
Medicine-Dermatology	2247785C0	1	1

Northwestern McGaw/RIC-IL

Chicago	Code	Quota	Matched
Phys Medicine & Rehab	2155340A0	8	8
Phys Medicine & Rehab	2155340C0	4	4

Quincy Fam Prac Ctr-IL

Quincy	Code	Quota	Matched
Family Medicine	2026120C0	6	5

RFUMS/Chicago Medical School-IL

North Chicago	Code	Quota	Matched
Internal Medicine	3053140C0	10	10
Internal Medicine/McHenry	3053140C1	13	13
Psychiatry	3053400C0	8	8

Riverside Medical Ctr-IL

Kankakee	Code	Quota	Matched
Internal Medicine	2177140C0	5	5
Psychiatry	2177400C0	3	3

Rush University Med Ctr-IL

Chicago	Code	Quota	Matched
Anesthesiology	1147040C0	16	16
Anesthesiology	1147040R0	4	4
Dermatology	1147080A0	2	2
Emergency Medicine	1147110C0	12	12

Family Medicine	1147120C0	8	3
Internal Medicine	1147140C0	34	34
Neurological Surgery	1147160C0	3	3
Neurology	1147180C0	8	8
Obstetrics-Gynecology	1147220C0	6	6
Orthopaedic Surgery	1147260C0	5	5
Otolaryngology	1147280C0	2	2
Pathology	1147300C0	4	4
Pediatrics	1147320C0	11	10
Phys Medicine & Rehab	1147340C0	4	4
Plastic Surgery (Integrated)	1147362C0	2	2
Psychiatry	1147400C0	8	8
Interventional Radiology (Integ)	1147416C0	4	4
Radiology-Diagnostic	1147420A0	5	5
Radiation Oncology	1147430A1	1	1
Radiation Oncology	1147430C1	1	1
General Surgery	1147440C0	9	9
Surgery-Preliminary	1147440P0	12	1
Medicine-Pediatrics	1147700C0	4	4

Rush-Copley Mem Hosp-IL

Aurora	Code	Quota	Matched
Family Medicine	1323120C0	4	4

SIU Carbondale-IL

Carbondale	Code	Quota	Matched
Family Medicine	2948120C0	6	6

SIU Decatur-IL

Decatur	Code	Quota	Matched
Family Medicine	2016120C0	5	5

SIU SOM & Affil Hosps-IL

Springfield	Code	Quota	Matched
Dermatology	2922080C0	3	3
Emergency Medicine	2922110C0	8	7
Family Medicine	2922120C0	10	10
Family Medicine/Alton	2922120C1	6	6
Internal Medicine	2922140C0	16	16
Medicine-Preliminary	2922140P0	2	2
Neurological Surgery	2922160C0	1	1
Neurology	2922180C0	4	4
Obstetrics-Gynecology	2922220C0	4	4
Orthopaedic Surgery	2922260C0	3	3
Otolaryngology	2922280C0	2	2
Pediatrics	2922320C0	8	8
Plastic Surgery (Integrated)	2922362C0	2	2
Psychiatry	2922400C0	4	4
Psychiatry/Child Psych	2922400C2	2	2
Radiology-Diagnostic	2922420C0	4	4
General Surgery	2922440C0	5	5
Vascular Surgery	2922451C0	1	1
Medicine-Psychiatry	2922715C0	2	2

Schwab Rehab Hosp-IL

Chicago	Code	Quota	Matched
Phys Medicine & Rehab	1339340A0	5	5

Swedish Hospital-IL

Chicago	Code	Quota	Matched
Emergency Medicine	1159110C0	5	5

NRMP Program Results 2022 Main Residency Match®

Swedish Hospital-IL (Continued)

Family Medicine	1159120C1	4	4
Internal Medicine	1159140C0	10	10

U Illinois COM-Chicago

Chicago	Code	Quota	Matched
Anesthesiology	1150040C0	14	14
Anesthesiology	1150040R0	1	1
Dermatology	1150080A0	4	4
Emergency Medicine	1150110C0	15	15
Family Medicine/UIH	1150120C1	8	8
Family Med/Gibson City	1150120C2	1	0
Internal Medicine/UIH	1150140C1	35	35
Med-Prelim/UIH	1150140P0	10	10
Neurological Surgery	1150160C0	1	1
Neurology	1150180C0	5	5
Obstetrics-Gynecology	1150220C0	7	7
Orthopaedic Surgery	1150260C0	6	6
Otolaryngology	1150280C0	3	3
Pathology	1150300C1	6	6
Pediatrics	1150320C0	10	10
Pediatrics/Internationally Funded	1150320C1	1	1
Peds-Prelim/Child Neurology	1150320P0	1	1
Psychiatry	1150400C0	8	8
Psychiatry/Research	1150400C2	2	2
Interventional Radiology (Integ)	1150416A0	2	2
Radiology-Diagnostic	1150420A0	4	4
General Surgery	1150440C0	7	7
Surg-Prelim/Undesignated	1150440P1	11	0
Medicine-Pediatrics	1150700C0	4	4
Medicine-Emergency Med	1150705C0	3	3

U Illinois COM-Peoria OSF

Peoria	Code	Quota	Matched
Emergency Medicine	1175110C0	14	14
Internal Medicine	1175140C0	12	12
Neurological Surgery	1175160C0	2	2
Neurology	1175180C0	4	4
Obstetrics-Gynecology	1175220C0	4	4
Pediatrics	1175320C0	12	12
Radiology-Diagnostic	1175420C0	4	4
General Surgery	1175440C0	4	4
Medicine-Pediatrics	1175700C0	9	9
Transitional	1175999P0	8	8

U Illinois COM-Peoria UPHM

Peoria	Code	Quota	Matched
Family Medicine	2267120C0	10	10
Psychiatry	2267400C0	4	4

U Illinois COM-Rockford

Rockford	Code	Quota	Matched
Family Medicine	2268120C0	8	8
Family Med/Dixon Rural	2268120C1	2	2
Family Medicine/Monroe	2268120C2	3	2

UIC/Mt Sinai Hosp Med Ctr-IL

Chicago	Code	Quota	Matched
General Surgery	1287440C0	3	3
Surgery-Preliminary	1287440P0	2	0

Univ of Chicago Med Ctr-IL

Chicago	Code	Quota	Matched
Anesthesiology	1160040A0	8	8
Anesthesiology/UCM-NS Prelim	1160040C0	12	12
Dermatology	1160080A0	3	3
Emergency Medicine	1160110C0	18	18
Family Medicine/NorthShore	1160120C0	6	6
Internal Medicine	1160140C0	33	33
Int Med/MD Scientist	1160140C1	1	1
Internal Medicine/NorthShore	1160140C2	16	16
Medicine-Preliminary	1160140P0	5	5
Med-Prelim/NorthShore	1160140P2	13	13
Med-Prelim/Neurology-NShore	1160140P3	5	5
Med-Prelim/Neurology	1160140P5	1	1
Neurological Surgery	1160160C0	2	2
Neurology	1160180A0	8	8
Child Neurology	1160185C0	2	2
Obstetrics-Gynecology	1160220C0	7	7
Orthopaedic Surgery	1160260C0	5	5
Otolaryngology	1160280C0	3	3
Pathology	1160300C0	7	7
Pathology/Clinical	1160300C1	1	1
Pathology/NorthShore	1160300C2	3	3
Pediatrics	1160320C0	20	20
Pediatrics/Med Education	1160320C1	1	1
Pediatrics/Health Services	1160320C4	0	0
Plastic Surgery (Integrated)	1160362C0	3	3
Psychiatry	1160400C0	7	7
Interventional Radiology (Integ)	1160416A0	2	2
Radiology-Diagnostic	1160420A0	6	6
Radiation Oncology	1160430A0	2	2
General Surgery	1160440C0	7	7
Surgery-Preliminary	1160440P2	4	4
Medicine-Pediatrics	1160700C0	4	4

Weiss Memorial Hospital-IL

Chicago	Code	Quota	Matched
Transitional	1846999P0	8	8

West Suburban Med Ctr-IL

Oak Park	Code	Quota	Matched
Family Medicine	1173120C0	10	2

INDIANA

Ascension St Vincent Hosp-IN

Indianapolis	Code	Quota	Matched
Family Medicine	1189120C0	8	8
Internal Medicine	1189140C0	16	16
Medicine-Preliminary	1189140P0	4	4
Obstetrics-Gynecology	1189220C0	5	5
Pediatrics	1189320C0	6	6
General Surgery	1189440C0	3	3
Transitional	1189999P0	18	18

Community Health Network-IN

Indianapolis	Code	Quota	Matched
Family Medicine	3027120C0	10	10
Family Med/South Hospital	3027120C1	4	4
Psychiatry	3027400C0	4	4

NRMP Program Results 2022 Main Residency Match®

Deaconess Hospital-IN

	Code	Quota	Matched
Evansville			
Family Medicine	3029120C0	8	8

Franciscan Health-IN

	Code	Quota	Matched
Indianapolis			
Family Medicine	2963120C0	9	9

Ft Wayne Med Ed Prog-IN

	Code	Quota	Matched
Fort Wayne			
Family Medicine	1178120C0	8	8

Indiana Univ Health Ball Memorial Hosp

	Code	Quota	Matched
Muncie			
Family Medicine	1192120C0	8	8
Internal Medicine	1192140C0	8	8
Transitional	1192999P0	11	11

Indiana University SOM

	Code	Quota	Matched
Indianapolis			
Anesthesiology	1187040A0	22	22
Anesthesiology	1187040C0	4	4
Anesthesiology	1187040R1	1	1
Dermatology	1187080A0	3	3
Dermatology	1187080C0	2	2
Emergency Med/Indianapolis	1187110C0	21	21
Family Med/Indianapolis	1187120C0	13	13
Family Medicine/Arnett	1187120C2	5	5
Family Medicine/Jasper	1187120C3	5	5
Internal Med/Indianapolis	1187140C0	35	35
Internal Medicine/SW Indiana	1187140C1	16	16
Med-Prelim/SW Indiana	1187140P0	8	8
Neurological Surgery	1187160C0	3	3
Neurology	1187180C0	10	10
Child Neurology	1187185C0	2	2
Neurodevelopmental Disabilities	1187186C0	2	2
Obstetrics-Gynecology	1187220C0	10	10
Orthopaedic Surgery	1187260C0	5	5
Ortho Surgery/Research	1187260C1	1	1
Otolaryngology-Clinical	1187280C0	4	4
Pathology	1187300C0	4	4
Pediatrics	1187320C0	24	24
Pediatrics/Research	1187320C1	1	1
Phys Medicine & Rehab	1187340A0	4	4
Plastic Surgery (Integrated)	1187362C0	2	2
Psychiatry/Indianapolis	1187400C0	10	10
Psychiatry/Vincennes	1187400C1	6	6
Psychiatry/Merrillville	1187400C2	4	4
Interventional Radiology (Integ)	1187416A0	2	2
Radiology-Diagnostic	1187420A0	9	9
Radiology-Diagnostic	1187420C0	2	2
Radiation Oncology	1187430A0	1	1
General Surgery	1187440C0	10	10
Surgery-Preliminary	1187440P0	6	4
Vascular Surgery	1187451C0	1	1
Thoracic Surgery	1187461C0	1	1
Medicine-Pediatrics	1187700C0	14	14
Pediatrics-Emergency Med	1187725C0	2	2

Peds/Psych/Child Psych	1187730C0	4	4
Pediatrics-Medical Genetics	1187765C0	1	0
Transitional	1187999P0	15	15

Memorial Hospital-IN

	Code	Quota	Matched
South Bend			
Family Medicine	1193120C0	9	9

Parkview Health-IN

	Code	Quota	Matched
Fort Wayne			
Internal Medicine	2306140C0	15	15
General Surgery	2306440C0	4	4

St Josephs Reg Med Ctr-IN

	Code	Quota	Matched
Mishawaka			
Family Medicine	1194120C0	9	9

Union Hospital-IN

	Code	Quota	Matched
Terre Haute			
Family Medicine	3007120C0	7	6

IOWA

Broadlawns Med Ctr-IA

	Code	Quota	Matched
Des Moines			
Family Medicine	1199120C0	8	8
Transitional	1199999P0	4	4

Central Iowa Health System

	Code	Quota	Matched
Des Moines			
Family Medicine/Lutheran-DSM	1201120C0	6	6
Family Med/Allen-Waterloo	1201120C1	3	2
Internal Medicine/IA Methodist	1201140C0	10	10
Med-Prelim/IA Methodist	1201140P0	2	2
Pediatrics/Blank Childrens	1201320C0	7	7
General Surgery/IA Methodist	1201440C0	4	4
Surg-Prelim/IA Methodist	1201440P0	2	1
Transitional/IA Methodist	1201999P0	4	4

Genesis Quad Cities-IA

	Code	Quota	Matched
Davenport			
Family Medicine	2969120C0	6	6

Mercy Med Ctr-Des Moines-IA

	Code	Quota	Matched
Des Moines			
Family Medicine	1346120C0	8	8
Family Medicine/Rural	1346120C1	2	1
Internal Medicine	1346140C0	10	9
Psychiatry	1346400C0	4	4
General Surgery	1346440C1	4	4

MercyOne North Iowa Med Ctr

	Code	Quota	Matched
Mason City			
Family Medicine	2015120C0	6	4
Family Medicine/Waterloo	2015120C1	4	4
Internal Medicine	2015140C0	6	6

Siouxland Med Ed Fdn-IA

	Code	Quota	Matched
Sioux City			
Family Medicine	3022120C0	6	0

U Iowa Hosps and Clinics

	Code	Quota	Matched
Iowa City			
Anesthesiology	1203040C0	15	15

NRMP Program Results 2022 Main Residency Match®

U Iowa Hosps and Clinics (Continued)

Dermatology	1203080A0	5	5
Emergency Medicine	1203110C0	10	10
Family Medicine	1203120C0	8	8
Internal Medicine	1203140C0	23	23
Medicine-Preliminary	1203140P0	3	3
Med-Prelim/Ophthalmology	1203140P2	5	5
Neurological Surgery	1203160C0	2	2
Neurology	1203180C0	8	8
Child Neurology	1203185C0	2	2
Obstetrics-Gynecology	1203220C0	4	4
Obstetrics-Gynecology/Rural	1203220C1	2	2
Orthopaedic Surgery	1203260C0	6	6
Otolaryngology	1203280C0	3	3
Otolaryngology/Research	1203280C1	2	2
Pathology	1203300C0	6	6
Pediatrics	1203320C0	15	15
Psychiatry	1203400C0	9	9
Interventional Radiology (Integ)	1203416C0	1	1
Radiology-Diagnostic	1203420A0	3	3
Radiology-Diagnostic	1203420C0	4	4
Radiation Oncology	1203430A0	3	3
General Surgery	1203440C0	7	7
Surgery-Preliminary	1203440P3	2	2
Vascular Surgery	1203451C0	1	1
Thoracic Surgery	1203461C0	1	1
Medicine-Psychiatry	1203715C0	2	2
Psychiatry-Family Med	1203720C0	2	2

UnityPoint Broadlawns-IA

	Code	Quota	Matched
Des Moines			
Psychiatry	2184400C0	4	4

KANSAS

U Kansas SOM-Kansas City

Kansas City	Code	Quota	Matched
Anesthesiology	1208040C0	11	11
Anesthesiology	1208040R0	2	2
Dermatology	1208080A0	5	5
Emergency Medicine	1208110C0	10	10
Family Medicine	1208120C0	9	9
Family Medicine/KU-CHCSEK Rura	1208120C3	2	2
Internal Medicine	1208140C0	23	23
Medicine-Preliminary	1208140P0	8	8
Med-Prelim/PM&R	1208140P1	1	1
Med-Prelim/Radiology	1208140P3	2	2
Med-Prelim/Dermatology	1208140P5	0	0
Med-Prelim/Radiation Onc	1208140P6	1	1
Med-Prelim/Ophthalmology	1208140P7	0	0
Med-Prelim/Int Radiology	1208140P8	1	1
Neurological Surgery	1208160C0	2	2
Neurology	1208180C0	5	5
Obstetrics-Gynecology	1208220C0	4	4
Orthopaedic Surgery	1208260C0	5	5
Otolaryngology	1208280C0	4	4
Pathology	1208300C0	4	3

Phys Medicine & Rehab	1208340A0	4	4
Plastic Surgery (Integrated)	1208362C0	2	2
Psychiatry	1208400C0	6	6
Interventional Radiology (Integ)	1208416A0	2	2
Radiology-Diagnostic	1208420A0	6	6
Radiology-Diagnostic	1208420R0	1	1
Radiation Oncology	1208430A0	2	2
General Surgery	1208440C0	5	5
Medicine-Psychiatry	1208715C0	2	2

U Kansas SOM-Wichita

Wichita	Code	Quota	Matched
Anesthesiology	3054040C0	5	5
Family Med/Via Christi	3054120C0	18	18
Family Med/Smoky Hill	3054120C1	5	5
Family Med/Wesley	3054120C2	9	8
Internal Medicine	3054140C0	12	12
Medicine-Preliminary	3054140P0	6	6
Obstetrics-Gynecology	3054220C0	5	5
Orthopaedic Surgery	3054260C0	4	4
Pediatrics	3054320C0	5	5
Psychiatry	3054400C0	6	6
Radiology-Diagnostic	3054420A0	4	4
General Surgery	3054440C0	7	7
Surgery-Preliminary	3054440P0	1	1
Medicine-Pediatrics	3054700C0	3	3

KENTUCKY

Appalachian OPTIC-KY

Pikeville	Code	Quota	Matched
Family Med/Lake Cumberland	2134120C1	6	5
Internal Medicine	2134140C0	7	3

Appalachian Regional Healthcare-KY

Lexington	Code	Quota	Matched
Internal Medicine	2227140C0	4	4

Baptist Health Deaconess-KY

Madisonville	Code	Quota	Matched
Family Medicine	2912120C0	5	5

St Elizabeth Med Ctr-KY

Edgewood	Code	Quota	Matched
Family Medicine	1213120C0	10	10

U Kentucky Med Ctr

Lexington	Code	Quota	Matched
Anesthesiology	1848040C0	16	16
Emergency Medicine	1848110C0	12	12
Family Medicine	1848120C0	6	4
Family Med/East Kentucky	1848120C1	4	4
Family Med/Rural-Morehead	1848120C3	4	4
Internal Medicine	1848140C0	18	18
Int Med/Bowling Green	1848140C1	7	2
Medicine-Primary	1848140M0	6	6
Medicine-Preliminary	1848140P0	4	3
Neurological Surgery	1848160C0	2	2
Neurology	1848180C0	7	7

NRMP Program Results 2022 Main Residency Match®

U Kentucky Med Ctr (Continued)

Child Neurology	1848185C0	2	2
Obstetrics-Gynecology	1848220C0	5	5
Ob-Gyn/Bowling Green	1848220C1	3	3
Orthopaedic Surgery	1848260C0	5	5
Otolaryngology	1848280C0	4	4
Pathology	1848300C0	4	4
Pediatrics	1848320C0	12	12
Phys Medicine & Rehab	1848340C0	5	5
Plastic Surgery (Integrated)	1848362C0	2	2
Psychiatry	1848400C0	4	4
Psychiatry/Adult Child Integ	1848400C2	2	2
Radiology-Diagnostic	1848420A0	8	8
General Surgery	1848440C0	8	8
Gen Surg/Bowling Green	1848440C1	2	2
Surgery-Preliminary	1848440P0	17	2
Thoracic Surgery	1848461C0	1	1
Medicine-Pediatrics	1848700C0	6	6
Medicine-Psychiatry	1848715C0	2	2
Peds/Psych/Child Psych	1848730C0	2	2
Transitional/Bowling Green	1848999P0	12	12

U Louisville SOM-KY

Louisville	Code	Quota	Matched
Anesthesiology	1217040C0	11	11
Dermatology	1217080A0	2	2
Emergency Medicine	1217110C0	12	12
Family Medicine	1217120C0	8	8
Family Med/Glasgow	1217120C1	4	4
Family Med/Owensboro	1217120C2	6	3
Internal Medicine	1217140C0	24	24
Medicine-Preliminary	1217140P0	12	12
Med-Prelim/Ophthalmology	1217140P1	4	4
Neurological Surgery	1217160C0	2	2
Neurology	1217180C0	4	4
Child Neurology	1217185C0	3	3
Obstetrics-Gynecology	1217220C0	6	6
Orthopaedic Surgery	1217260C0	5	5
Otolaryngology	1217280C0	3	3
Pathology	1217300C0	3	3
Pediatrics	1217320C0	24	22
Phys Medicine & Rehab	1217340A0	4	4
Plastic Surgery (Integrated)	1217362C0	2	2
Psychiatry	1217400C0	9	9
Radiology-Diagnostic	1217420A0	6	6
Radiology-Diagnostic	1217420R0	1	1
Radiation Oncology	1217430A0	1	1
General Surgery	1217440C0	9	9
Surg-Prelim/Non-Desig	1217440P1	2	1
Medicine-Pediatrics	1217700C0	5	5

LOUISIANA

Baton Rouge Gen Med Ctr-LA

Baton Rouge	Code	Quota	Matched
Family Medicine	1139120C0	8	8
Internal Medicine	1139140C0	12	12

East Jefferson Gen Hosp-LA

Metairie	Code	Quota	Matched
Family Medicine	1404120C0	6	6

LSU SOM-Baton Rouge-LA

Baton Rouge	Code	Quota	Matched
Emergency Medicine	1221110C0	12	12
Internal Medicine	1221140C0	12	9
Medicine-Preliminary	1221140P0	4	4
Obstetrics-Gynecology	1221220C0	4	4

LSU SOM-New Orleans-LA

New Orleans	Code	Quota	Matched
Anesthesiology	1224040C0	7	7
Dermatology	1224080A0	6	6
Emergency Medicine	1224110C0	12	12
Family Medicine	1224120C0	6	2
Family Med/Rural-Bogalusa	1224120C1	6	6
Internal Medicine	1224140C0	18	18
Medicine-Preliminary	1224140P0	5	5
Neurological Surgery	1224160C0	2	2
Neurology	1224180C0	4	4
Child Neurology	1224185C0	1	1
Obstetrics-Gynecology	1224220C0	6	6
Orthopaedic Surgery	1224260C0	4	4
Otolaryngology	1224280C0	4	4
Pathology	1224300C0	3	3
Pediatrics	1224320C0	14	14
Phys Medicine & Rehab	1224340C0	6	6
Plastic Surgery (Integrated)	1224362C0	2	2
Psychiatry	1224400C0	12	12
Psychiatry-LSU-LOL	1224400C1	8	8
Interventional Radiology (Integ)	1224416A0	2	2
Radiology-Diagnostic	1224420A0	5	5
General Surgery	1224440C0	11	11
Surgery-Preliminary	1224440P3	8	2
Vascular Surgery	1224451C0	2	2
Medicine-Pediatrics	1224700C0	6	6
Medicine-Emergency Med	1224705C0	2	2
Pediatrics-Emergency Med	1224725C0	2	2

LSUHSC University Hosps & Clinics-LA

Lafayette	Code	Quota	Matched
Family Medicine	1225120C0	8	8
Internal Medicine	1225140C0	9	5
Medicine-Preliminary	1225140P0	2	2

LSUHSC-Lake Charles-LA

Lake Charles	Code	Quota	Matched
Family Medicine	1278120C0	7	3

LSUHSC-Shreveport-LA

Shreveport	Code	Quota	Matched
Anesthesiology	1232040C0	8	8
Emergency Medicine	1232110C0	9	8
Family Medicine	1232120C0	6	6
Family Med/N Caddo	1232120C1	3	3
Family Med/Monroe	1232120C3	8	8
Internal Medicine	1232140C0	26	26
Medicine-Preliminary	1232140P0	2	1

NRMP Program Results 2022 Main Residency Match®

LSUHSC-Shreveport-LA (Continued)

Med-Prelim/Ophthalmology	1232140P1	4	4
Neurological Surgery	1232160C0	2	2
Neurology	1232180C0	4	4
Obstetrics-Gynecology	1232220C0	7	7
Orthopaedic Surgery	1232260C0	3	3
Otolaryngology	1232280C0	3	3
Pathology	1232300C0	4	4
Pediatrics	1232320C0	8	8
Psychiatry	1232400C0	5	5
Interventional Radiology (Integ)	1232416C0	1	1
Radiology-Diagnostic	1232420C0	4	4
General Surgery	1232440C0	5	5
Surgery-Preliminary	1232440P1	4	1
Medicine-Pediatrics	1232700C0	5	5
Emergency Med-Family Med	1232795C0	2	2

Ochsner Clinic Foundation-LA

New Orleans	Code	Quota	Matched
Anesthesiology	1966040C0	11	11
Emergency Medicine	1966110C0	6	6
Internal Medicine	1966140C0	17	17
Medicine-Primary	1966140M0	2	2
Medicine-Preliminary	1966140P0	1	1
Neurology	1966180C0	3	3
Obstetrics-Gynecology	1966220C0	6	6
Orthopaedic Surgery	1966260C0	3	3
Radiology-Diagnostic	1966420C0	5	5
General Surgery	1966440C0	7	7
Surgery-Preliminary	1966440P0	1	1

Our Lady of the Lake Reg Med Ctr-LA

Baton Rouge	Code	Quota	Matched
Pediatrics	1421320C0	12	12
Pediatrics-Primary	1421320M0	0	0

Rapides Reg Med Ctr-LA

Shreveport	Code	Quota	Matched
Family Medicine	1273120C0	6	6

Tulane Univ SOM-LA

New Orleans	Code	Quota	Matched
Anesthesiology	3073040C0	6	6
Dermatology	3073080A0	4	4
Internal Medicine	3073140C0	32	32
Int Med-Primary Care	3073140C1	1	1
Internal Medicine/Research	3073140C2	1	1
Medicine-Preliminary	3073140P0	10	10
Neurological Surgery	3073160C0	1	1
Neurology	3073180C0	5	5
Obstetrics-Gynecology	3073220C0	6	6
Orthopaedic Surgery	3073260C0	4	4
Otolaryngology	3073280C0	3	3
Pathology	3073300C0	3	3
Pediatrics	3073320C0	8	8
Pediatrics/Research	3073320C1	1	1
Psychiatry	3073400C0	7	7
Radiology-Diagnostic	3073420C0	5	5
General Surgery	3073440C0	5	5
Surg-Prelim/Non-Desig	3073440P1	4	1

Medicine-Pediatrics	3073700C0	6	6
Medicine-Psychiatry	3073715C0	2	2
Peds/Psych/Child Psych	3073730C0	2	2

Willis-Knighton Health System-LA

Shreveport	Code	Quota	Matched
Internal Medicine	2313140C0	10	10
General Surgery	2313440C0	3	3

MAINE

Central Maine Med Ctr

Lewiston	Code	Quota	Matched
Family Medicine	2327120C0	7	7

Eastern Maine Med Ctr

Bangor	Code	Quota	Matched
Family Medicine	2520120C0	10	10

Maine Med Ctr

Portland	Code	Quota	Matched
Anesthesiology	1236040C0	8	8
Anesthesiology	1236040R0	1	1
Emergency Medicine	1236110C0	10	10
Family Medicine	1236120C0	7	7
Internal Medicine	1236140C0	12	12
Internal Medicine/Geriatrics	1236140C1	1	0
Medicine-Primary/Rural	1236140M0	1	1
Neurology	1236180C0	3	3
Obstetrics-Gynecology	1236220C0	4	4
Pediatrics	1236320C0	6	6
Psychiatry	1236400C0	4	4
Psychiatry/Comb General-Child	1236400C1	1	1
Psychiatry/Rural	1236400C2	2	2
Interventional Radiology (Integ)	1236416C0	1	1
Radiology-Diagnostic	1236420C0	3	3
General Surgery	1236440C0	4	4
Surgery-Preliminary	1236440P0	1	0
Vascular Surgery	1236451C0	1	1
Medicine-Pediatrics	1236700C0	4	4

Maine-Dartmouth Family Med

Augusta	Code	Quota	Matched
Family Medicine	2956120C0	10	10

MARYLAND

Anne Arundel Med Ctr-MD

Annapolis	Code	Quota	Matched
Internal Medicine	1942140C0	15	15
Obstetrics-Gynecology	1942220C0	4	4
General Surgery	1942440C0	3	3

Greater Baltimore Med Ctr-MD

Baltimore	Code	Quota	Matched
Medicine-Primary	1241140M0	13	13
Medicine-Preliminary	1241140P0	4	4

Johns Hopkins Hosp-MD

Baltimore	Code	Quota	Matched
Anesthesiology	1242040A0	20	20
Anesthesiology/Critical Care	1242040A1	1	1

NRMP Program Results 2022 Main Residency Match®

Johns Hopkins Hosp-MD (Continued)

Anesthesiology/Research	1242040A2	2	2
Anesthesiology	1242040R0	2	1
Dermatology	1242080A0	6	6
Dermatology/Research	1242080A1	1	1
Emergency Medicine	1242110C0	11	11
Internal Medicine	1242140C0	41	41
Medicine-Primary	1242140M0	4	4
Medicine-Preliminary	1242140P0	1	1
Neurological Surgery	1242160C0	4	4
Neurology	1242180A0	10	10
Child Neurology	1242185C0	4	4
Neurodevelopmental Disabilities	1242186A0	2	2
Neurodevelopmental Disabilities	1242186R0	1	1
Obstetrics-Gynecology	1242220C0	9	9
Orthopaedic Surgery	1242260C0	6	6
Otolaryngology	1242280C0	2	2
Otolaryngology/T32 Research	1242280C1	2	2
Pathology AP/CP or AP Only	1242300C0	12	12
Pathology CP Only	1242300C1	0	0
Pathology AP/NP	1242300C2	1	1
Pediatrics	1242320C0	19	19
Pediatrics/Research	1242320C1	2	1
Peds/Health Equity-Urban Health	1242320C2	2	2
Pediatrics/Global Health	1242320C3	2	2
Peds-Prelim/NDD	1242320P2	1	1
Phys Medicine & Rehab	1242340A0	8	8
Plastic Surgery (Integrated)	1242362C0	4	4
Psychiatry	1242400C0	10	10
Psychiatry/Peds	1242400C1	1	0
Interventional Radiology (Integ)	1242416A0	3	3
Radiology-Diagnostic	1242420A0	8	8
Radiation Oncology	1242430A0	4	4
General Surgery	1242440C0	6	6
Surgery-Preliminary	1242440P0	7	7
Surg-Prelim/Designated	1242440P1	5	4
Medicine-Pediatrics	1242700C0	4	4
Pediatrics-Anesthesiology	1242726C0	1	1
Pediatrics-Medical Genetics	1242765C0	1	0
Medicine-Medical Genetics	1242766C0	1	0
Radiology-Nuclear Medicine	1242770A0	1	1
Emergency Med-Anesthesiology	1242796C0	2	2

Johns Hopkins/Bayview-MD

Baltimore	Code	Quota	Matched
Internal Medicine	1237140C0	14	14
Medicine-Primary	1237140M0	2	2
Medicine-Preliminary	1237140P0	1	1
Med-Prelim/Neurology	1237140P1	6	6

Kaiser Permanente Mid-Atlantic-MD

Rockville	Code	Quota	Matched
Internal Medicine	2219140C0	6	6

MedStar Franklin Square Med Ctr-MD

Baltimore	Code	Quota	Matched
Family Medicine	1240120C0	8	8
Family Med-Preventive Med	1240752C0	1	1

MedStar Union Memorial Hosp-MD

Baltimore	Code	Quota	Matched
Internal Medicine	1251140C0	44	44
Medicine-Preliminary	1251140P0	7	7
Med-Prelim/Neurology-JHU	1251140P3	3	3
Med-Prelim/Radiology-GT	1251140P4	0	0
Med-Prelim/Anesthesiology-JHU	1251140P5	6	6
Orthopaedic Surgery	1251260C0	2	2
General Surgery	1251440C0	3	3
Surgery-Preliminary	1251440P0	6	2

Meritus Medical Center-MD

Hagerstown	Code	Quota	Matched
Family Medicine	2274120C0	6	6

Natl Insts of Health-MD

Bethesda	Code	Quota	Matched
Neurological Surgery	2006160C0	1	1
Pathology	2006300C0	3	3

Sinai Hospital of Baltimore-MD

Baltimore	Code	Quota	Matched
Internal Medicine	1249140C0	16	16
Medicine-Preliminary	1249140P0	4	4
Med-Prelim/Anesthesiology	1249140P1	2	2
Med-Prelim/KEI	1249140P2	3	3
Obstetrics-Gynecology	1249220C0	4	4
Orthopaedic Surgery	1249260C0	2	2
Pediatrics	1249320C0	8	8
Peds-Prelim/Child Neurology/NDD	1249320P0	0	0
Phys Medicine & Rehab	1249340A0	4	4
General Surgery	1249440C0	4	4

St Agnes Hospital-MD

Baltimore	Code	Quota	Matched
Internal Medicine	1247140C0	12	12
Medicine-Primary	1247140M0	2	2
Medicine-Preliminary	1247140P0	4	3
General Surgery	1247440C0	3	3
Surgery-Preliminary	1247440P0	4	4

TidalHealth

Salisbury	Code	Quota	Matched
Internal Medicine	2316140C0	10	10

U Maryland Med Ctr

Baltimore	Code	Quota	Matched
Anesthesiology	1252040A0	8	8
Anesthesiology	1252040C0	8	8
Dermatology	1252080A0	3	3
Emergency Medicine	1252110C0	11	11
Family Medicine	1252120C0	10	10
Internal Medicine	1252140C0	28	28
Internal Med/Research Pathway	1252140C1	2	2
Internal Med/Intl Scholars	1252140C2	3	3
Medicine-Preliminary	1252140P0	8	8
Med-Prelim/Intl Scholars	1252140P2	1	1
Neurological Surgery	1252160C0	2	2
Neurology	1252180C0	7	7
Obstetrics-Gynecology	1252220C0	8	8
Orthopaedic Surgery	1252260C0	6	6

NRMP Program Results 2022 Main Residency Match®

U Maryland Med Ctr (Continued)

Otolaryngology	1252280C0	3	3
Pathology	1252300C0	4	4
Pediatrics	1252320C0	14	11
Peds-Prelim/Child Neurology/NDD	1252320P0	1	1
Psychiatry/Sheppard Pratt	1252400C0	16	16
Psychiatry/Physician Scientist	1252400C1	1	1
Interventional Radiology (Integ)	1252416A0	2	2
Radiology-Diagnostic	1252420A0	7	7
Radiation Oncology	1252430A0	3	3
General Surgery	1252440C0	6	6
Surgery-Preliminary	1252440P0	5	5
Surg-Prelim/SACM	1252440P3	1	1
Surg-Prelim/Int Radiology	1252440P4	1	1
Thoracic Surgery	1252461C0	1	1
Medicine-Pediatrics	1252700C0	4	4
Medicine-Emergency Med	1252705C0	2	2
Pediatrics-Emergency Med	1252725C0	2	2

U Maryland Med Ctr Midtown Campus

Baltimore	Code	Quota	Matched
Internal Medicine	1244140C0	9	9
Transitional	1244999P0	6	6
Transitional/Ophthalmology	1244999P1	4	3

U Maryland Mercy Med Ctr

Baltimore	Code	Quota	Matched
Medicine-Preliminary	1245140P0	12	12
Med-Prelim/Anesthesiology-JHU	1245140P1	6	6

U Maryland Prince Georges Hosp Ctr

Largo	Code	Quota	Matched
Family Medicine	1905120C0	4	4
Internal Medicine	1905140C0	12	12
Medicine-Preliminary	1905140P0	6	6

MASSACHUSETTS

B I Deaconess Med Ctr-MA

Boston	Code	Quota	Matched
Anesthesiology	1256040A0	6	6
Anesthesiology	1256040C0	12	12
Anesthesiology/Clin Scientist	1256040C1	0	0
Emergency Medicine	1256110C0	13	13
Internal Medicine	1256140C0	49	49
Medicine-Primary	1256140M0	2	2
Medicine-Preliminary	1256140P0	8	8
Med-Prelim/Neurology	1256140P1	4	4
Neurological Surgery	1256160C0	1	1
Neurology	1256180A0	4	4
Neurology	1256180C0	4	4
Obstetrics-Gynecology	1256220C0	6	6
Otolaryngology	1256280C0	2	2
Pathology	1256300C0	10	10
Plastic Surgery (Integrated)	1256362C0	1	1
Psychiatry	1256400C0	9	9
Psychiatry/Research	1256400C1	1	1
Interventional Radiology (Integ)	1256416A0	2	2
Radiology-Diagnostic	1256420A0	8	8
General Surgery	1256440C0	9	9

Surgery-Preliminary	1256440P0	5	5
Vascular Surgery	1256451C0	1	1
Transitional/Brockton-BIDMC	1256999P0	9	9

Baystate Franklin Med Ctr-MA

Greenfield	Code	Quota	Matched
Family Medicine	2303120C0	4	4

Berkshire Med Ctr-MA

Pittsfield	Code	Quota	Matched
Internal Medicine	1281140C0	13	13
Medicine-Preliminary	1281140P0	5	5
Psychiatry	1281400C0	4	4
General Surgery	1281440C1	2	2
Surgery-Preliminary	1281440P1	2	2

Boston Univ Med Ctr-MA

Boston	Code	Quota	Matched
Anesthesiology	1257040A0	4	4
Anesthesiology	1257040C0	7	7
Dermatology	1257080A0	5	5
Emergency Medicine	1257110C0	14	14
Family Medicine	1257120C0	12	8
Internal Medicine	1257140C0	41	41
Int Med/ABIM Research Pathway	1257140C1	0	0
Medicine-Primary	1257140M0	5	5
Med-Prelim/Ophthalmology	1257140P2	4	4
Neurology	1257180C0	7	7
Child Neurology	1257185C0	1	1
Child Neurology	1257185R0	1	0
Obstetrics-Gynecology	1257220C0	5	5
Orthopaedic Surgery	1257260C0	4	4
Ortho Surgery/Research	1257260C1	1	1
Otolaryngology	1257280C0	4	4
Pathology	1257300C0	2	2
Psychiatry	1257400C0	8	8
Interventional Radiology (Integ)	1257416A0	1	1
Radiology-Diagnostic	1257420A0	9	9
General Surgery	1257440C0	5	5
Surgery-Preliminary	1257440P0	4	4
Psychiatry-Family Med	1257720C0	2	2

Brigham & Womens Hosp-MA

Boston	Code	Quota	Matched
Anesthesiology	1265040A0	7	7
Anesthesiology	1265040C0	16	16
Anesthesiology/Research	1265040C1	2	2
Anesthesiology	1265040R0	1	1
Internal Medicine	1265140C0	41	41
Medicine-Primary/DGM	1265140M0	8	8
Medicine-Primary/HVMA	1265140M1	4	4
Medicine-Preliminary	1265140P0	11	11
Med-Prelim/Neurology	1265140P1	8	8
Neurological Surgery	1265160C0	3	3
Neurology/BWH-MGH	1265180A0	19	19
Obstetrics-Gynecology/BWH-MGH	1265220C0	11	11
Pathology/AP only or AP/CP	1265300C0	9	9
Pathology/CP only	1265300C1	2	2
Plastic Surgery (Integrated)	1265362C0	3	3
Psychiatry	1265400C0	10	10

NRMP Program Results 2022 Main Residency Match®

Brigham & Womens Hosp-MA (Continued)

Psychiatry/Research	1265400C1	2	2
Psychiatry/Child	1265400C2	2	2
Interventional Radiology (Integ)	1265416C0	2	2
Radiology-Diagnostic	1265420A0	8	8
General Surgery	1265440C0	9	9
Surgery-Preliminary	1265440P0	5	3
Thoracic Surgery/Non-cardiac	1265461C0	1	1
Thoracic Surgery/Cardiac	1265461C1	1	1
Med-Peds/Harvard BWH/CHB	1265700C0	4	4

Cambridge Health Alliance-MA

Cambridge	Code	Quota	Matched
Family Medicine/Tufts	1268120C0	8	8
Medicine-Primary	1268140M0	8	8
Psychiatry	1268400C0	8	8
Transitional	1268999P0	7	7

Childrens Hospital-Boston-MA

Boston	Code	Quota	Matched
Child Neurology	1259185C0	5	5
Child Neurology	1259185R0	1	1
Neurodevelopmental Disabilities	1259186A0	1	1
Peds/Childrens Hosp	1259320C0	35	35
Peds/Urban Health Advocacy-BMC	1259320C1	10	10
Pediatrics-Anesthesiology	1259726C0	1	1
Pediatrics-Medical Genetics	1259765C0	2	2

Grtr Lawrence Fam Hlth Ctr-MA

Lawrence	Code	Quota	Matched
Family Medicine	1283120C0	12	12

Harvard Med School/Mass Eye and Ear

Boston	Code	Quota	Matched
Otolaryngology	1180280C0	4	4
Otolaryngology/Research	1180280C1	1	1

Harvard South Shore-MA

Brockton	Code	Quota	Matched
Psychiatry	3120400C0	8	8

Harvard Spaulding Rehab Hosp-MA

Charlestown	Code	Quota	Matched
Phys Medicine & Rehab	1260340A0	8	8

Lahey Clinic-MA

Burlington	Code	Quota	Matched
Anesthesiology	3130040C0	8	8
Internal Medicine	3130140C0	12	12
Med-Prelim/Neurology-Tufts	3130140P1	6	6
Plastic Surgery (Integrated)	3130362C0	1	1
Radiology-Diagnostic	3130420A0	4	4
General Surgery	3130440C0	5	5

Lemuel Shattuck Hosp-MA

Jamaica Plain	Code	Quota	Matched
Transitional	3112999P0	6	6

Massachusetts Gen Hosp

Boston	Code	Quota	Matched
Anesthesiology/PG 1-4	1261040C0	24	24
Anesthesiology/Research	1261040C1	2	2

Anesthesiology/IS	1261040R0	2	2
Dermatology/Harvard Combined	1261080A0	8	8
Emergency Med/BWH-Harvard	1261110C0	15	15
Internal Medicine	1261140C0	54	54
Medicine-Primary	1261140M0	7	7
Medicine-Preliminary	1261140P0	8	8
Med-Prelim/Neurology	1261140P1	7	7
Neurological Surgery	1261160C0	3	3
Child Neurology	1261185C0	2	2
Ortho Surgery/Harvard Combined	1261260C0	12	12
Pathology/CP only	1261300C0	2	2
Pathology/AP only or AP/CP	1261300C1	9	9
Pediatrics	1261320C0	14	14
Pediatrics-Preliminary	1261320P0	2	2
Peds/Adult/Child Psychiatry	1261400C0	2	2
Psychiatry	1261400C1	14	14
Interventional Radiology (Integ)	1261416C0	3	3
Radiology-Diagnostic	1261420A0	8	8
Radiation Oncology/BWH-Harvard	1261430A0	6	6
General Surgery	1261440C0	10	10
Surgery-Preliminary	1261440P0	4	2
Vascular Surgery	1261451C0	2	2
Med-Peds/Harvard MGH	1261700C2	4	4
Medicine-Dermatology/BWH	1261785C0	1	1

MetroWest Med Ctr-Framingham-MA

Framingham	Code	Quota	Matched
Internal Medicine	1812140C0	8	8
Transitional	1812999P0	12	10

Mt Auburn Hospital-MA

Cambridge	Code	Quota	Matched
Internal Medicine	1269140C0	13	13
Medicine-Primary	1269140M0	1	1
Medicine-Preliminary	1269140P0	8	8
Med-Prelim/Neurology	1269140P1	0	0
Radiology-Diagnostic	1269420A0	3	3

Newton-Wellesley Hosp-MA

Newton	Code	Quota	Matched
Transitional	1280999P0	10	10

North Shore Med Ctr/Salem Hosp-MA

Salem	Code	Quota	Matched
Internal Medicine	1284140C0	7	7
Medicine-Preliminary	1284140P0	4	4
Med-Prelim/Neurology-MGH	1284140P1	0	0

St Elizabeths Med Ctr-MA

Boston	Code	Quota	Matched
Anesthesiology	1266040A0	2	2
Anesthesiology	1266040C0	6	6
Anesthesiology	1266040R0	1	1
Internal Medicine	1266140C0	15	15
Medicine-Preliminary	1266140P0	8	4
Psychiatry	1266400C0	5	5
General Surgery	1266440C0	3	3
Surgery-Preliminary	1266440P0	4	1

NRMP Program Results 2022 Main Residency Match®

St Vincent Hosp-Worcester-MA

Worcester	Code	Quota	Matched
Internal Medicine	1290140C0	24	24
Medicine-Preliminary	1290140P0	4	4
Radiology-Diagnostic	1290420A0	4	4

Steward Carney Hospital-MA

Boston	Code	Quota	Matched
Internal Medicine	1258140C0	7	7
Medicine-Preliminary	1258140P0	1	1
Transitional	1258999P0	7	7

Tufts Medical Center-MA

Boston	Code	Quota	Matched
Anesthesiology	1263040A0	10	10
Dermatology	1263080A0	4	4
Internal Medicine	1263140C0	26	26
Neurological Surgery	1263160C0	1	1
Neurology	1263180A0	6	6
Obstetrics-Gynecology	1263220C0	5	5
Ob-Gyn/Preliminary	1263220P0	1	1
Orthopaedic Surgery	1263260C0	4	4
Otolaryngology	1263280C0	2	2
Pathology	1263300C0	3	3
Phys Medicine & Rehab	1263340A0	3	3
Psychiatry	1263400C0	7	7
Radiology-Diagnostic	1263420A0	5	5
Radiation Oncology	1263430A0	2	0
General Surgery	1263440C0	4	4
Surgery-Preliminary	1263440P0	3	0
Surg-Prelim/Anesthesiology	1263440P2	2	2

UMass Chan - Baystate-MA

Springfield	Code	Quota	Matched
Anesthesiology-4 yr	1286040C0	8	8
Emergency Medicine	1286110C0	16	16
Internal Medicine	1286140C0	16	16
Medicine-Primary	1286140M0	2	2
Obstetrics-Gynecology	1286220C0	6	6
Pathology	1286300C0	4	4
Pediatrics	1286320C0	9	9
Peds-Prelim/Boston Childrens NDD	1286320P1	1	1
Psychiatry	1286400C0	4	4
Radiology-Diagnostic	1286420A0	4	4
General Surgery	1286440C0	7	7
Medicine-Pediatrics	1286700C0	8	8

UMass Chan Medical School-MA

Worcester	Code	Quota	Matched
Anesthesiology	3050040A1	1	1
Anesthesiology	3050040C0	8	8
Dermatology	3050080A0	4	4
Dermatology	3050080R0	1	1
Emergency Medicine	3050110C0	14	14
Fam Med/Hahnemann FHC	3050120C0	4	4
Fam Med/Queen St FHC	3050120C1	4	4
Family Med/Barre FHC	3050120C2	4	4
Family Med/Fitchburg	3050120C3	5	5
Internal Medicine	3050140C0	29	29
Medicine-Primary	3050140M0	4	4

Medicine-Preliminary	3050140P0	4	4
Med-Prelim/Neurology	3050140P1	7	7
Neurological Surgery	3050160C0	1	1
Neurology	3050180A0	8	8
Obstetrics-Gynecology	3050220C0	5	5
Orthopaedic Surgery	3050260C0	4	4
Ortho Surgery/Research	3050260C1	1	1
Pathology	3050300C0	4	4
Pediatrics	3050320C0	8	8
Plastic Surgery (Integrated)	3050362C0	2	2
Psychiatry	3050400C0	4	4
Psychiatry/Child Psych	3050400C1	2	2
Interventional Radiology (Integ)	3050416A0	1	1
Radiology-Diagnostic	3050420A0	4	4
General Surgery	3050440C0	8	8
Surgery-Preliminary	3050440P0	4	4
Vascular Surgery	3050451C0	2	2
Medicine-Pediatrics	3050700C0	4	4
Psychiatry-Neurology	3050755C1	1	1

MICHIGAN

Ascension Genesys Hospital-MI

Grand Blanc	Code	Quota	Matched
Emergency Medicine	1308110C0	6	4
Family Medicine	1308120C0	13	13
Internal Medicine	1308140C0	13	13
Obstetrics-Gynecology	1308220C0	3	3
Orthopaedic Surgery	1308260C0	3	3
General Surgery	1308440C0	3	3

Ascension Macomb-Oakland Hosp-MI

Warren	Code	Quota	Matched
Emergency Medicine	1930110C0	8	1
Family Medicine/Osteopathic	1930120C0	5	2
Internal Medicine	1930140C0	12	12
Neurology	1930180C0	3	1
Obstetrics-Gynecology	1930220C0	3	3
Orthopaedic Surgery	1930260C0	2	2
Otolaryngology	1930280C0	2	2
General Surgery	1930440C0	4	4

Ascension Providence/MSUCHM-MI

Southfield	Code	Quota	Matched
Emergency Medicine	1303110C0	10	4
Family Medicine	1303120C0	9	9
Internal Medicine	1303140C0	17	17
Neurological Surgery	1303160C0	2	2
Obstetrics-Gynecology	1303220C0	5	5
Orthopaedic Surgery	1303260C0	3	3
Radiology-Diagnostic	1303420A0	3	3
General Surgery	1303440C0	3	3
Surgery-Preliminary	1303440P0	6	6
Transitional	1303999P0	7	7
Transitional/Radiology	1303999P1	3	2

Ascension St John Hosp-MI

Detroit	Code	Quota	Matched
Emergency Medicine	1915110C0	12	12
Family Medicine	1915120C0	7	7
Internal Medicine	1915140C0	21	21

NRMP Program Results 2022 Main Residency Match®

Ascension St John Hosp-MI (Continued)

Medicine-Preliminary	1915140P0	4	0
Obstetrics-Gynecology	1915220C0	4	4
Pathology	1915300C0	2	2
Pediatrics	1915320C0	8	7
General Surgery	1915440C0	5	5
Surgery-Preliminary	1915440P0	2	0

Authority Health GME-MI

Detroit	Code	Quota	Matched
Family Medicine	1920120C0	6	6
Internal Medicine	1920140C0	3	3
Pediatrics	1920320C0	8	6
Psychiatry	1920400C0	9	9

Beaumont Health-MI

Southfield	Code	Quota	Matched
Anesthesiology/Royal Oak	1978040C0	6	6
Dermatology/Trenton	1978080C0	2	2
Derm/Farm Hills/Osteopathic	1978080C2	2	0
Emergency Medicine/Royal Oak	1978110C0	14	14
Emergency Med/Farm Hills	1978110C1	7	5
Emer Med/Trenton & Dearborn	1978110C2	8	8
Family Medicine/Troy	1978120C0	8	8
Family Med/Grosse Pointe	1978120C1	6	6
Fam Med/Farm Hills/Osteopathic	1978120C2	5	5
Family Medicine/Wayne	1978120C3	10	10
Internal Medicine/Royal Oak	1978140C0	24	24
Internal Medicine/Dearborn	1978140C1	10	10
Internal Medicine/Trenton	1978140C2	5	3
Internal Medicine/Farm Hills	1978140C3	8	8
Med-Prelim/Dearborn	1978140P1	3	3
Neuro Surg/Royal Oak & Dearborn	1978160C0	1	1
Neurology/Farm Hills & Royal Oak	1978180C0	4	4
Obstetrics-Gynecology/Royal Oak	1978220C0	6	6
Obstetrics-Gynecology/Dearborn	1978220C1	4	4
Obstetrics-Gynecology/Trenton	1978220C2	2	2
Obstetrics-Gynecology/Farm Hills	1978220C3	2	2
Ortho Surgery/Royal Oak & Taylor	1978260C0	8	8
Ortho Surg/Farm Hills & Dearborn	1978260C1	4	4
Otolaryngology/Farmington Hills	1978280C0	1	1
Pathology/Royal Oak	1978300C0	3	3
Pediatrics/Royal Oak	1978320C0	8	8
Phys Med & Rehab/Royal Oak	1978340C0	4	4
Phys Medicine & Rehab/Taylor	1978340C1	5	5
Psychiatry/Southfield	1978400C0	6	6
Intervent Rad (Integ)/Royal Oak	1978416C0	2	2
Radiology-Diagnostic/Royal Oak	1978420C0	8	8
Radiology-Diagnostic/Dearborn	1978420C1	4	4
Radiology-Diagnostic/Farm Hills	1978420C2	2	2
Radiation Oncology/Royal Oak	1978430C0	3	3
General Surgery/Royal Oak	1978440C0	6	6
Gen Surg/Trenton & Dearborn	1978440C1	4	4
General Surgery/Farm Hills	1978440C2	3	3
Surg-Prelim/Royal Oak	1978440P0	2	2
Medicine-Pediatrics/Royal Oak	1978700C0	4	4
Trans/Ophthalmology/Royal Oak	1978999P1	3	3
Trans/Ophthal/Dearborn & Taylor	1978999P4	2	2

Central Michigan University COM

Saginaw	Code	Quota	Matched
Emergency Medicine	1320110C0	10	10
Family Medicine	1320120C0	6	6
Family Medicine/MIDOCs	1320120C1	2	2
Internal Medicine	1320140C0	8	8
Internal Medicine/MIDOCs	1320140C2	2	0
Obstetrics-Gynecology	1320220C0	4	4
Pediatrics	1320320C0	4	4
Psychiatry	1320400C0	4	4
Psychiatry/MIDOCs	1320400C1	2	1
General Surgery	1320440C0	4	4

Childrens Hosp of Michigan

Detroit	Code	Quota	Matched
Pediatrics	1843320C0	24	24
Peds-Prelim/Child Neurology	1843320P0	2	2

Detroit Med Ctr/WSU-MI

Detroit	Code	Quota	Matched
Anesthesiology	1295040C0	12	12
Anesthesiology/Military	1295040C1	1	0
Emergency Medicine	1295110C0	14	14
Emergency Med/Sinai-Grace	1295110C1	12	12
Family Medicine	1295120C0	5	5
Int Med/Det/Harper/VA	1295140C0	36	36
Internal Med/Sinai-Grace	1295140C1	20	20
Internal Medicine/HVSH	1295140C2	8	6
Neurology	1295180C0	9	9
Child Neurology	1295185A0	2	2
Child Neurology	1295185R0	1	0
Obstetrics-Gynecology	1295220C0	10	10
Orthopaedic Surgery	1295260C0	4	4
Otolaryngology/Huron Valley	1295280C1	2	2
Pathology	1295300C0	3	3
Phys Medicine & Rehab	1295340A0	4	4
Psychiatry	1295400C0	9	9
Psychiatry/Child Psych	1295400C2	2	2
Radiology-Diagnostic	1295420A0	9	9
Radiation Oncology	1295430A0	2	2
General Surgery	1295440C0	7	7
General Surgery/Sinai-Grace	1295440C1	3	3
Surgery-Preliminary	1295440P0	10	2
Medicine-Pediatrics	1295700C0	5	5
Pediatrics-Medical Genetics	1295765C0	1	1
Transitional	1295999P0	22	13

Garden City Hospital-MI

Garden City	Code	Quota	Matched
Emergency Medicine	2106110C0	6	2
Family Medicine	2106120C0	4	4
Internal Medicine	2106140C0	8	8
Neurology	2106180C0	2	1
Obstetrics-Gynecology	2106220C0	3	3
Orthopaedic Surgery	2106260C0	2	2
General Surgery	2106440C0	2	2

Henry Ford Allegiance Health-MI

Jackson	Code	Quota	Matched
Emergency Medicine	1741110C0	8	0
Family Medicine	1741120C0	6	6

NRMP Program Results 2022 Main Residency Match®

Henry Ford Allegiance Health-MI (Continued)

Internal Medicine	1741140C0	8	8
Psychiatry	1741400C0	4	4
General Surgery	1741440C0	4	4
Transitional	1741999P0	6	6

Henry Ford Hospital-MI

Detroit	Code	Quota	Matched
Anesthesiology	1300040C0	12	12
Dermatology	1300080A0	7	7
Emergency Medicine	1300110C0	15	15
Family Medicine	1300120C0	8	8
Internal Medicine	1300140C0	36	36
Neurological Surgery	1300160C0	2	2
Neurology	1300180C0	6	6
Obstetrics-Gynecology	1300220C0	5	5
Orthopaedic Surgery	1300260C0	6	6
Otolaryngology	1300280C0	3	3
Pathology	1300300C0	4	4
Psychiatry	1300400C0	6	6
Interventional Radiology (Integ)	1300416C0	1	1
Radiology-Diagnostic	1300420C0	8	8
Radiation Oncology	1300430A0	2	0
General Surgery	1300440C0	6	6
Surgery-Preliminary	1300440P0	2	1
Medicine-Emergency Med	1300705C0	2	2
Transitional	1300999P0	15	15

Henry Ford Macomb Hospital-MI

Clinton Township	Code	Quota	Matched
Emergency Medicine	1924110C0	8	8
Family Medicine	1924120C0	4	4
Internal Medicine	1924140C0	13	13
Obstetrics-Gynecology	1924220C0	3	3
Orthopaedic Surgery	1924260C0	2	2
Otolaryngology	1924280C0	1	1
General Surgery	1924440C0	4	3

Henry Ford Wyandotte Hospital-MI

Wyandotte	Code	Quota	Matched
Emergency Medicine	2043110C0	9	6
Obstetrics-Gynecology	2043220C0	3	3
General Surgery	2043440C0	3	3

Hurley Medical Ctr-MI

Flint	Code	Quota	Matched
Internal Medicine	1307140C0	15	11
Obstetrics-Gynecology	1307220C0	4	4
Pediatrics	1307320C0	7	7
Medicine-Pediatrics	1307700C0	3	3
Transitional	1307999P0	6	2

MSUCOM Statewide Campus Sys-MI

East Lansing	Code	Quota	Matched
Osteo Neuromusculo Med	2123275C0	4	4

Mary Free Bed Hospital-MI

Grand Rapids	Code	Quota	Matched
Phys Medicine & Rehab	1944340A0	4	4

McLaren Health Care Corp-MI

Grand Blanc	Code	Quota	Matched
Anesthesiology/Lansing	1866040C0	4	4
Anesthesiology/Oakland	1866040C1	3	3
Emergency Medicine/Macomb	1866110C0	6	5
Emergency Medicine/Oakland	1866110C1	6	6
Family Medicine/Flint	1866120C0	6	6
Family Medicine/Macomb	1866120C1	4	3
Family Medicine/Oakland	1866120C2	4	3
Family Medicine/Lansing	1866120C3	4	4
Family Medicine/Bay	1866120C4	4	0
Family Medicine/St Lukes	1866120C5	6	3
Family Medicine/Petoskey	1866120C6	2	2
Internal Medicine/Flint	1866140C0	12	12
Internal Medicine/Lansing	1866140C1	10	8
Internal Medicine/Macomb	1866140C2	8	8
Internal Medicine/Oakland	1866140C3	5	5
Obstetrics-Gynecology/Lansing	1866220C0	3	3
Obstetrics-Gynecology/Macomb	1866220C1	2	2
Orthopaedic Surgery/Flint	1866260C0	3	3
Orthopaedic Surgery/Oakland	1866260C1	3	3
Orthopaedic Surgery/Macomb	1866260C2	3	3
Orthopaedic Surgery/Lansing	1866260C3	4	4
Otolaryngology/Oakland	1866280C0	2	2
Radiology-Diagnostic/Oakland	1866420C0	3	3
General Surgery/Lansing	1866440C0	3	3
General Surgery/Macomb	1866440C1	5	5
Transitional/Oakland	1866999P0	4	2

Mercy Health Grand Rapids-MI

Grand Rapids	Code	Quota	Matched
Family Medicine	1995120C0	10	10
Internal Medicine	1995140C0	7	7
Neurology	1995180C0	4	4
Transitional	1995999P0	6	4

Mercy Health Muskegon-MI

Muskegon	Code	Quota	Matched
Emergency Medicine	2102110C0	7	7
Family Medicine	2102120C0	6	6
Internal Medicine	2102140C0	6	6
Obstetrics-Gynecology	2102220C0	3	3

Metro Health/U Michigan Health

Wyoming	Code	Quota	Matched
Emergency Medicine	2170110C0	6	4
Family Medicine/Osteopathic	2170120C0	5	1
Internal Medicine	2170140C0	6	6
Obstetrics-Gynecology/Osteopathic	2170220C0	3	3
Orthopaedic Surgery	2170260C0	2	2
General Surgery/Osteopathic	2170440C0	2	2

Michigan St Univ CHM-East Lansing

Lansing	Code	Quota	Matched
Family Medicine	2436120C0	4	1
Psychiatry	2436400C0	5	5
Psychiatry/Rural	2436400C1	2	2

NRMP Program Results 2022 Main Residency Match®

MidMichigan Med Center-MI

Midland	Code	Quota	Matched
Family Medicine/Midland	1961120C0	6	6
Family Med/Rural-Alpena	1961120C1	2	0

Munson Med Ctr-MI

Traverse City	Code	Quota	Matched
Family Medicine	1349120C0	6	4

Oakland Physicians Med Ctr-MI

Pontiac	Code	Quota	Matched
Psychiatry	1318400C0	2	2

Pine Rest Christian Mental Hlth Svcs-MI

Grand Rapids	Code	Quota	Matched
Psychiatry	1634400C0	10	10
Psychiatry/Rural	1634400C1	2	2

Promedica Monroe Reg Hosp-MI

Monroe	Code	Quota	Matched
Emergency Medicine	1530110C0	8	3
Family Medicine	1530120C0	6	3
Transitional	1530999P0	6	6

Sparrow Hospital-MI

Lansing	Code	Quota	Matched
Emergency Medicine	1315110C0	8	8
Family Medicine	1315120C0	9	9
Internal Medicine	1315140C0	15	15
Neurology	1315180C0	5	5
Obstetrics-Gynecology	1315220C0	4	4
Pediatrics	1315320C0	7	7
Phys Medicine & Rehab	1315340C0	4	4
General Surgery	1315440C0	5	5

Spectrum Health Lakeland-MI

Saint Joseph	Code	Quota	Matched
Emergency Medicine	1951110C0	9	5
Family Medicine	1951120C0	5	5
Internal Medicine	1951140C0	7	7

Spectrum Health/Michigan State Univ

Grand Rapids	Code	Quota	Matched
Emergency Medicine	2077110C0	10	10
Family Medicine	2077120C1	6	6
Internal Medicine	2077140C0	15	15
Neurological Surgery	2077160C0	1	1
Neurology	2077180C1	4	4
Child Neurology	2077185C0	2	2
Obstetrics-Gynecology	2077220C0	8	8
Orthopaedic Surgery	2077260C0	5	5
Pediatrics	2077320C0	20	20
Plastic Surgery (Integrated)	2077362C0	3	3
Interventional Radiology (Integ)	2077416C0	3	3
Radiology-Diagnostic	2077420C0	3	3
General Surgery	2077440C0	7	7
Surgery-Preliminary	2077440P0	3	0
Vascular Surgery	2077451C0	1	1
Medicine-Pediatrics	2077700C0	4	4
Transitional	2077999P0	6	6

St Joseph Mercy-Ann Arbor-MI

Ann Arbor	Code	Quota	Matched
Internal Medicine	1292140C0	16	16
Obstetrics-Gynecology	1292220C0	4	4
General Surgery	1292440C0	5	5
Transitional	1292999P0	12	12

St Joseph Mercy-Livingston-MI

Howell	Code	Quota	Matched
Dermatology	1400080A0	4	4
Family Medicine	1400120C0	6	6

St Joseph Mercy-Oakland-MI

Pontiac	Code	Quota	Matched
Internal Medicine	1319140C0	18	18
Obstetrics-Gynecology	1319220C0	4	4
Radiology-Diagnostic	1319420C0	3	3
General Surgery	1319440C0	2	1
Surgery-Preliminary	1319440P0	2	0
Surg-Prelim/Anesthesiology-WSU	1319440P1	2	0
Transitional	1319999P0	2	2

St Mary Mercy Hospital-MI

Livonia	Code	Quota	Matched
Emergency Medicine	1418110C0	6	4
Family Medicine	1418120C0	8	2
Internal Medicine	1418140C0	15	15
Psychiatry	1418400C0	7	7
Transitional	1418999P0	16	16

U Michigan Hosps-Ann Arbor

Ann Arbor	Code	Quota	Matched
Anesthesiology	1293040C0	27	27
Dermatology	1293080A0	8	8
Emergency Medicine	1293110C0	16	16
Family Med/Ypsilanti	1293120C0	5	5
Family Med/Chelsea	1293120C1	7	7
Family Med/Spanish	1293120C3	1	1
Internal Medicine	1293140C0	42	42
Internal Medicine/PSTP	1293140C1	4	4
Med-Prelim/Ophthalmology	1293140P2	7	7
Neurological Surgery	1293160C0	3	3
Neurology	1293180C0	9	9
Child Neurology	1293185C0	4	4
Obstetrics-Gynecology	1293220C0	6	6
Orthopaedic Surgery	1293260C0	7	7
Otolaryngology	1293280C0	4	4
Otolaryngology/Research	1293280C1	1	1
Pathology	1293300C0	6	6
Pathology/PSTP	1293300C1	1	1
Pediatrics	1293320C0	20	20
Pediatrics/PPSTP	1293320C2	1	1
Phys Medicine & Rehab	1293340A0	6	6
Plastic Surgery (Integrated)	1293362C0	4	4
Psychiatry	1293400C0	12	12
Interventional Radiology (Integ)	1293416C0	3	3
Radiology-Diagnostic	1293420A0	8	8
Radiation Oncology	1293430A0	3	3
General Surgery	1293440C0	7	7

NRMP Program Results 2022 Main Residency Match®

U Michigan Hosps-Ann Arbor (Continued)

Surgery-Preliminary	1293440P0	4	2
Vascular Surgery	1293451C0	1	1
Thoracic Surgery	1293461C0	2	2
Medicine-Pediatrics	1293700C0	8	8
Pediatrics-Medical Genetics	1293765C0	2	2

UP Health System-Marquette-MI

Marquette	Code	Quota	Matched
Family Medicine	2014120C0	6	5

Wayne State University SOM-MI

Detroit	Code	Quota	Matched
Anesthesiology	1361040A0	6	6
Dermatology	1361080A0	4	4
Family Medicine	1361120C0	6	4
Family Medicine/Urban	1361120C1	3	0
Internal Medicine	1361140C0	12	12
Otolaryngology	1361280C0	4	4
Transitional	1361999P0	4	4
Transitional/Preventive Med	1361999P1	2	2

Western Michigan Univ Stryker SOM

Kalamazoo	Code	Quota	Matched
Emergency Medicine	1314110C0	15	15
Family Medicine/Kalamazoo	1314120C0	8	8
Family Medicine/Battle Creek	1314120C1	6	6
Family Med/Kalamazoo MIDocs	1314120C2	1	1
Internal Medicine	1314140C0	11	11
Medicine-Primary/MIDocs	1314140M0	1	0
Obstetrics-Gynecology	1314220C0	4	4
Orthopaedic Surgery	1314260C0	3	3
Pediatrics	1314320C0	8	8
Pediatrics-Primary/MIDocs	1314320M0	2	1
Psychiatry	1314400C0	6	6
Psychiatry/MIDocs	1314400C1	1	1
General Surgery	1314440C0	4	4
Gen Surg/MIDocs Rural Surg	1314440C1	1	1
Medicine-Pediatrics	1314700C0	4	4

MINNESOTA

Abbott Northwestern Hosp-MN

Minneapolis	Code	Quota	Matched
Internal Medicine	1330140C0	11	11

Allina Health-MN

St Paul	Code	Quota	Matched
Family Medicine	1342120C0	7	7

HealthPartners Institute-MN

St Paul	Code	Quota	Matched
Dermatology	1335080A0	2	2
Dermatology	1335080R0	1	0
Emergency Medicine	1335110C0	11	11
Family Med/Western WI Rural	1335120C2	2	2

Hennepin Co Med Ctr-MN

Minneapolis	Code	Quota	Matched
Emergency Medicine	1329110C0	12	12
Family Medicine	1329120C0	11	11
Internal Medicine	1329140C0	19	19

Med-Primary/MNDOH Grant	1329140M0	2	1
Psychiatry	1329400C0	7	7
General Surgery	1329440C0	5	5
Surgery-Preliminary	1329440P0	1	0
Medicine-Emergency Med	1329705C0	2	2
Transitional	1329999P0	5	5

Mayo Clinic School of Grad Med Educ-MN

Rochester	Code	Quota	Matched
Anesthesiology	1328040A0	6	6
Anesthesiology	1328040C0	12	12
Anesthesiology	1328040R0	2	2
Dermatology	1328080A0	5	5
Dermatology/Research	1328080A1	1	1
Dermatology	1328080C0	2	2
Emergency Medicine	1328110C0	9	9
Family Medicine	1328120C0	9	9
Family Medicine/Eau Claire	1328120C1	5	5
Family Medicine/LaCrosse	1328120C2	6	6
Internal Medicine	1328140C0	49	49
Int Med/CI Research	1328140C1	3	3
Medicine-Preliminary	1328140P0	2	2
Neurological Surgery	1328160C0	4	4
Neurology	1328180A0	3	3
Neurology	1328180C0	6	6
Child Neurology	1328185C0	2	2
Obstetrics-Gynecology	1328220C0	5	5
Orthopaedic Surgery	1328260C0	12	12
Otolaryngology	1328280C0	5	5
Path-Anatomic and Clinical	1328300C0	6	6
Path-Anatomic/Neuropathology	1328300C2	1	1
Pediatrics	1328320C0	13	13
Phys Medicine & Rehab	1328340A0	6	6
Phys Medicine & Rehab	1328340C0	2	2
Plastic Surgery (Integrated)	1328362C0	4	4
Psychiatry	1328400C0	11	11
Interventional Radiology (Integ)	1328416A0	1	1
Radiology-Diagnostic	1328420A0	12	12
Radiology-Diagnostic	1328420R0	1	1
Radiation Oncology	1328430A0	3	3
General Surgery	1328440C0	9	9
Gen Surg/Integrated Comm & Rural	1328440C2	1	1
Surgery-Preliminary	1328440P0	12	12
Vascular Surgery	1328451C0	1	1

U Minnesota Med School

Minneapolis	Code	Quota	Matched
Anesthesiology	1334040C0	9	9
Dermatology	1334080A0	4	4
Family Med/Methodist	1334120C0	6	6
Family Med/N Memorial	1334120C1	8	8
Family Med/Smileys	1334120C2	6	6
Family Med/St Johns	1334120C3	6	6
Family Med/Woodwinds	1334120C4	8	8
Family Med/Mankato	1334120C5	5	5
Family Med/St Cloud	1334120C6	6	6
Family Med/Duluth	1334120C7	8	8
Internal Medicine	1334140C0	30	30
Internal Medicine/PSTP	1334140C1	1	1
Medicine-Primary	1334140M0	1	1

NRMP Program Results 2022 Main Residency Match®

U Minnesota Med School (Continued)

Neurological Surgery	1334160C0	2	2
Neurology	1334180C0	6	6
Obstetrics-Gynecology	1334220C0	9	9
Orthopaedic Surgery	1334260C0	8	8
Otolaryngology	1334280C0	4	4
Pathology	1334300C0	3	3
Pathology/CP only	1334300C1	0	0
Pathology/AP only	1334300C2	0	0
Pathology/AP-NP	1334300C3	1	1
Pediatrics	1334320C0	23	23
Pediatrics/MN Immigrant IMG	1334320C1	1	1
Pediatrics/PSTP	1334320C2	2	2
Phys Medicine & Rehab	1334340A0	1	1
Phys Medicine & Rehab	1334340C0	4	4
Plastic Surgery (Integrated)	1334362C0	2	2
Psychiatry	1334400C0	7	7
Psychiatry/PSTP	1334400C1	1	1
Interventional Radiology (Integ)	1334416C0	2	2
Radiology-Diagnostic	1334420C0	8	8
Radiology-Diagnostic	1334420R0	1	1
Radiation Oncology	1334430A0	1	0
General Surgery	1334440C0	7	7
General Surgery/Rural	1334440C1	1	1
Surgery-Preliminary	1334440P0	4	4
Surg-Prelim/Gen Surg & Neurosurg	1334440P1	1	1
Vascular Surgery	1334451C0	1	1
Medicine-Pediatrics	1334700C0	10	10
Medicine-Dermatology	1334785C0	2	2

MISSISSIPPI

Baptist Mem Hosp DeSoto-MS

	Code	Quota	Matched
Southaven			
Family Medicine	2299120C0	6	6
Transitional	2299999P0	6	4

Baptist Mem Hosp Golden Triangle-MS

	Code	Quota	Matched
Columbus			
Internal Medicine	2266140C0	6	6

Baptist Mem Hosp North-MS

	Code	Quota	Matched
Oxford			
Internal Medicine	2288140C0	12	12

East Central Mississippi Health

	Code	Quota	Matched
Meridian			
Family Medicine	2144120C0	6	6

Forrest General Hospital-MS

	Code	Quota	Matched
Hattiesburg			
Family Medicine	1692120C0	6	3

Magnolia Regional Health Ctr-MS

	Code	Quota	Matched
Corinth			
Emergency Medicine	1923110C0	6	6
Internal Medicine	1923140C0	6	6

Memorial Hospital at Gulfport-MS

	Code	Quota	Matched
Gulfport			
Family Medicine	2294120C0	9	9

Merit Health Wesley-MS

	Code	Quota	Matched
Hattiesburg			
Emergency Medicine	2174110C0	6	5
Internal Medicine	2174140C0	8	8
Transitional	2174999P0	11	1

Mississippi Med Ed Res Consortium

	Code	Quota	Matched
Greenville			
Family Medicine	2253120C0	6	4

Mississippi State Hospital

	Code	Quota	Matched
Whitfield			
Psychiatry	2296400C0	6	6

North Mississippi Med Ctr

	Code	Quota	Matched
Tupelo			
Family Medicine	1218120C0	8	8
Internal Medicine	1218140C0	12	12

University Hosps-Jackson-MS

	Code	Quota	Matched
Jackson			
Anesthesiology	1957040C0	8	8
Anesthesiology	1957040R0	2	2
Dermatology	1957080A0	4	4
Emergency Medicine	1957110C0	16	16
Family Medicine	1957120C0	10	10
Internal Medicine	1957140C0	25	25
Medicine-Primary	1957140M0	1	1
Medicine-Preliminary	1957140P0	4	4
Med-Prelim/Ophthalmology	1957140P2	4	4
Med-Prelim/Dermatology	1957140P4	4	1
Med-Prelim/Radiation Onc	1957140P5	1	1
Med-Prelim/Prevent Med	1957140P6	2	1
Neurological Surgery	1957160C0	2	2
Neurology	1957180C0	4	4
Child Neurology	1957185C0	1	1
Child Neurology	1957185R0	1	1
Obstetrics-Gynecology	1957220C0	6	6
Orthopaedic Surgery	1957260C0	4	4
Otolaryngology	1957280C0	3	3
Pathology	1957300C0	4	4
Pediatrics	1957320C0	16	16
Plastic Surgery (Integrated)	1957362C0	2	2
Psychiatry	1957400C0	7	7
Psychiatry/Child/Adult Psych	1957400C1	2	2
Interventional Radiology (Integ)	1957416C0	1	1
Radiology-Diagnostic	1957420A0	1	1
Radiology-Diagnostic	1957420C0	8	8
Radiation Oncology	1957430A0	1	1
General Surgery	1957440C0	5	5
Surgery-Preliminary	1957440P0	5	3
Medicine-Pediatrics	1957700C0	5	5

MISSOURI

Barnes-Jewish Hosp-MO

	Code	Quota	Matched
St Louis			
Anesthesiology/3 yr	1353040A0	1	1
Anesthesiology/4 yr	1353040C0	17	17
Anesthesiology/ASAP 5 yr	1353040C1	2	2
Dermatology	1353080A0	7	7

NRMP Program Results 2022 Main Residency Match®

Barnes-Jewish Hosp-MO (Continued)

Dermatology/Physician Scientist	1353080A1	0	0
Emergency Medicine	1353110C0	14	14
Internal Medicine	1353140C0	41	41
Internal Medicine/PSTP	1353140C1	6	6
Medicine-Primary	1353140M0	5	5
Medicine-Preliminary	1353140P0	5	5
Med-Prelim/Ophthalmology	1353140P2	5	5
Neurological Surgery	1353160C0	4	4
Neurology	1353180C0	11	11
Obstetrics-Gynecology	1353220C0	9	9
Orthopaedic Surgery	1353260C0	8	8
Otolaryngology	1353280C0	3	3
Otolaryngology/Research	1353280C1	2	2
Clinical Pathology	1353300C0	3	3
Anat/Clin & Anat Path	1353300C1	8	8
Phys Medicine & Rehab	1353340A0	3	3
Phys Medicine & Rehab	1353340C0	2	2
Plastic Surgery (Integrated)	1353362C0	4	4
Psychiatry	1353400C0	14	14
Interventional Radiology (Integ)	1353416A0	2	2
Radiology-Diagnostic	1353420A0	16	16
Rad-Diag/Research	1353420A1	1	1
Radiation Oncology	1353430A0	3	3
General Surgery	1353440C0	9	9
Surgery-Preliminary	1353440P2	5	5
Surg-Prelim/Int Radiology	1353440P3	0	0
Vascular Surgery	1353451C0	1	1

Childrens Mercy Hospital-MO

Kansas City	Code	Quota	Matched
Child Neurology	1494185C0	3	1
Pediatrics	1494320C0	27	27
Pediatrics-Preliminary	1494320P0	1	1

CoxHealth-MO

Springfield	Code	Quota	Matched
Family Medicine	3167120C0	8	8
Family Med/Jordan Valley	3167120C1	2	2

HCA Healthcare Kansas City-MO

Kansas City	Code	Quota	Matched
Family Med/Research Med Ctr	2984120C0	8	7
Internal Med/Overland Park	2984140C0	12	1
Ob-Gyn/Overland Park	2984220C0	5	5
General Surgery/Menorah	2984440C0	5	4

KCU-GME Consortium-MO

Kansas City	Code	Quota	Matched
Dermatology/ADCS-Orlando	1987080A2	3	3
Emergency Medicine/Freeman	1987110C0	6	4
Family Medicine/Reid	1987120C0	5	5
Family Med/St Lukes Des Peres	1987120C1	4	4
Family Medicine/Freeman	1987120C2	5	3
Internal Medicine/Freeman	1987140C0	5	3
Orthopaedic Surgery/HCA	1987260C0	4	4
Otolaryngology/Freeman	1987280C0	1	1
Psychiatry/Ozark	1987400C0	4	4
General Surgery/St Anthony	1987440C0	2	2
General Surgery/St Marys	1987440C1	2	2

Mercy Hospital St Louis-MO

St Louis	Code	Quota	Matched
Family Medicine	1362120C0	6	6
Internal Medicine	1362140C0	8	8
Obstetrics-Gynecology	1362220C0	6	6
Transitional	1362999P0	7	7

SSM St Marys Hospital-St Louis-MO

St Louis	Code	Quota	Matched
Internal Medicine	1999140C0	10	10

St Louis Childrens Hosp-MO

St Louis	Code	Quota	Matched
Child Neurology	1869185C0	5	5
Child Neurology	1869185R0	1	1
Pediatrics	1869320C0	31	31
Pediatrics-Preliminary	1869320P0	1	1
Pediatrics-Medical Genetics	1869765C0	2	2

St Louis Univ SOM-MO

St Louis	Code	Quota	Matched
Anesthesiology	1365040C0	10	10
Dermatology	1365080A0	4	4
Emergency Medicine	1365110C0	6	6
Family Med/Belleville	1365120C0	6	6
Family Medicine	1365120C1	6	6
Internal Medicine	1365140C0	26	26
Internal Medicine/Med-Geri Trk	1365140C1	0	0
Medicine-Preliminary	1365140P0	6	6
Neurological Surgery	1365160C0	2	2
Neurology	1365180C0	5	5
Child Neurology	1365185C0	2	1
Obstetrics-Gynecology	1365220C0	6	6
Orthopaedic Surgery	1365260C0	5	5
Otolaryngology	1365280C0	2	2
Pathology	1365300C0	3	3
Pediatrics	1365320C0	20	20
Plastic Surgery (Integrated)	1365362C0	2	2
Psychiatry	1365400C0	8	8
Interventional Radiology (Integ)	1365416A0	1	1
Interventional Radiology (Integ)	1365416R0	1	1
Radiology-Diagnostic	1365420A0	6	6
Radiology-Diagnostic	1365420R0	1	1
General Surgery	1365440C0	5	5
Surgery-Preliminary	1365440P0	6	0
Vascular Surgery	1365451C0	1	1

St Lukes Hospital-St Louis-MO

Chesterfield	Code	Quota	Matched
Internal Medicine	1364140C0	13	13
Medicine-Preliminary	1364140P0	3	3

Still OPTI-Northeast Reg Med Ctr-MO

Kirksville	Code	Quota	Matched
Dermatology/Osteopathic	2152080A0	2	2
Family Medicine	2152120C0	4	4
Osteo Neuromusculo Med	2152275C0	3	2

Univ of Missouri-KC Programs

Kansas City	Code	Quota	Matched
Anesthesiology/St Lukes	1343040C0	6	6

NRMP Program Results 2022 Main Residency Match®

Univ of Missouri-KC Programs (Continued)

Emergency Medicine	1343110C0	11	11
Family Medicine	1343120C0	12	11
Internal Medicine	1343140C0	19	19
Medicine-Preliminary	1343140P0	7	7
Neurology	1343180C0	3	3
Obstetrics-Gynecology	1343220C0	8	8
Orthopaedic Surgery	1343260C0	4	4
Pathology	1343300C0	2	2
Radiology-Diagnostic	1343420A0	6	6
General Surgery	1343440C0	5	5
Surgery-Preliminary	1343440P0	4	4
Medicine-Pediatrics	1343700C0	6	6

Univ of Missouri-KC/CBM

Kansas City	Code	Quota	Matched
Psychiatry	2075400C0	6	6

University Hosps-Columbia-MO

Columbia	Code	Quota	Matched
Anesthesiology	1994040C0	4	4
Anesthesiology	1994040R0	1	1
Dermatology	1994080A0	3	3
Emergency Medicine	1994110C0	10	10
Family Medicine	1994120C0	14	14
Family Medicine/CRMC	1994120C1	3	3
Family Med/Bothwell Rural	1994120C2	2	1
Internal Medicine	1994140C0	21	21
Medicine-Preliminary	1994140P0	6	6
Neurological Surgery	1994160C0	1	1
Neurology	1994180C0	6	6
Obstetrics-Gynecology	1994220C0	4	4
Orthopaedic Surgery/5 Yr	1994260C0	5	5
Otolaryngology	1994280C0	3	3
Pathology	1994300C0	3	3
Pediatrics	1994320C0	7	7
Peds/Health Informatics	1994320C1	1	1
Phys Medicine & Rehab	1994340A0	4	4
Plastic Surgery (Integrated)	1994362C0	1	1
Psychiatry	1994400C0	10	10
Radiology-Diagnostic	1994420A0	5	5
General Surgery	1994440C0	4	4
Surgery-Preliminary	1994440P0	7	0
Medicine-Pediatrics	1994700C0	4	4

MONTANA

Billings Clinic-MT

Billings	Code	Quota	Matched
Internal Medicine	1633140C0	8	8
Medicine-Preliminary	1633140P0	4	2

Montana Family Medicine

Billings	Code	Quota	Matched
Family Medicine	1216120C0	10	4

University of Montana

Missoula	Code	Quota	Matched
Family Medicine/Missoula	1524120C0	7	2
Family Medicine/Kalispell	1524120C1	3	1

NEBRASKA

Clarkson Family Med Res-NE

Omaha	Code	Quota	Matched
Family Medicine	3197120C0	6	4

Creighton University-NE

Omaha	Code	Quota	Matched
Family Medicine	1372120C0	8	8
Internal Medicine	1372140C0	23	23
Medicine-Primary	1372140M0	2	2
Neurology	1372180C0	2	2
Obstetrics-Gynecology	1372220C0	4	4
Pathology	1372300C0	2	2
Psychiatry	1372400C0	6	6
Radiology-Diagnostic	1372420A0	3	3
General Surgery	1372440C0	4	4
Surgery-Preliminary	1372440P0	2	2

Lincoln Med Ed Partnership-NE

Lincoln	Code	Quota	Matched
Family Medicine	3021120C0	8	8

University of Nebraska Med Ctr

Omaha	Code	Quota	Matched
Anesthesiology	1376040A0	2	2
Anesthesiology	1376040C0	8	8
Anesthesiology	1376040R0	1	1
Dermatology	1376080A0	3	3
Emergency Medicine	1376110C0	12	12
Fam Med/Grand Island	1376120C1	2	2
Fam Med/North Platte	1376120C3	1	1
Fam Med/Scottsbluff	1376120C4	2	2
Fam Med/Traditional	1376120C5	7	7
Family Med/Kearney	1376120C6	2	2
Family Med/Urban	1376120C7	1	1
Internal Medicine	1376140C0	23	23
Internal Medicine/Geriatrics	1376140C1	1	1
Medicine-Primary	1376140M0	1	1
Medicine-Preliminary	1376140P0	6	6
Neurological Surgery	1376160C0	2	2
Neurology	1376180C0	6	6
Obstetrics-Gynecology	1376220C0	4	4
Orthopaedic Surgery	1376260C0	5	5
Otolaryngology	1376280C0	3	3
Pathology	1376300C0	4	4
Pediatrics	1376320C0	15	15
Phys Medicine & Rehab	1376340C0	4	4
Psychiatry	1376400C0	5	5
Interventional Radiology (Integ)	1376416A0	1	1
Radiology-Diagnostic	1376420A0	5	5
Radiation Oncology	1376430A0	1	1
General Surgery	1376440C0	6	6
Medicine-Pediatrics	1376700C0	4	4

NEVADA

Kirk Kerkorian SOM at UNLV-NV

Las Vegas	Code	Quota	Matched
Emergency Medicine	2028110C0	6	6
Family Medicine	2028120C0	5	3

NRMP Program Results 2022 Main Residency Match®

Kirk Kerkorian SOM at UNLV-NV (Continued)

Family Medicine/Rural	2028120C1	2	0
Internal Medicine	2028140C0	22	20
Medicine-Preliminary	2028140P0	4	4
Obstetrics-Gynecology	2028220C0	4	4
Orthopaedic Surgery	2028260C0	4	4
Otolaryngology	2028280C0	1	1
Pediatrics	2028320C0	10	6
Plastic Surgery (Integrated)	2028362C0	1	1
Psychiatry	2028400C0	10	10
General Surgery	2028440C0	3	3
Surgery-Preliminary	2028440P0	1	0

Sunrise Health GME Consortium-NV

Las Vegas	Code	Quota	Matched
Anesthesiology	1884040C0	8	8
Emergency Medicine	1884110C0	11	11
Family Medicine	1884120C0	8	4
Internal Medicine	1884140C0	22	16
Neurology	1884180C0	3	3
Obstetrics-Gynecology	1884220C0	4	4
Phys Medicine & Rehab	1884340A0	6	6
Phys Medicine & Rehab	1884340R0	1	1
Psychiatry	1884400C0	4	4
Radiology-Diagnostic	1884420A0	5	5
General Surgery	1884440C0	4	4
Surgery-Preliminary	1884440P0	8	0
Transitional/Mountain View	1884999P0	13	13
Transitional/Southern Hills	1884999P1	13	11

U Nevada Reno SOM

Reno	Code	Quota	Matched
Family Medicine	2017120C0	7	7
Family Med/Rural	2017120C1	2	0
Internal Medicine	2017140C0	18	10
Medicine-Preliminary	2017140P0	5	0
Psychiatry	2017400C0	6	6

Valley Health System-NV

Las Vegas	Code	Quota	Matched
Emergency Medicine	2201110C0	8	7
Family Medicine	2201120C0	10	10
General Surgery	2201440C0	4	4
Surgery-Preliminary	2201440P0	8	4

Valley Hosp Med Ctr-NV

Las Vegas	Code	Quota	Matched
Family Medicine	2223120C0	5	2
Internal Medicine	2223140C0	15	15
Neurology	2223180C0	2	2
Orthopaedic Surgery	2223260C0	2	2

NEW HAMPSHIRE

Concord Hospital-NH

Concord	Code	Quota	Matched
Family Medicine	1091120C0	8	8

Dartmouth-Hitchcock Med Ctr-NH

Lebanon	Code	Quota	Matched
Anesthesiology	1377040C0	7	7
Anesthesiology	1377040R0	2	1
Dermatology	1377080A0	3	3
Emergency Medicine	1377110C0	6	6
Internal Medicine	1377140C0	18	18
Medicine-Primary	1377140M0	3	3
Medicine-Preliminary	1377140P0	4	4
Neurological Surgery	1377160C0	1	1
Neurology	1377180C0	5	5
Obstetrics-Gynecology	1377220C0	4	4
Orthopaedic Surgery	1377260C0	4	4
Otolaryngology	1377280C0	1	1
Pathology	1377300C0	4	4
Pediatrics	1377320C0	7	7
Plastic Surgery (Integrated)	1377362C0	1	1
Psychiatry	1377400C0	9	9
Psychiatry/Reseach Track	1377400C1	0	0
Psychiatry/Child Track	1377400C2	0	0
Interventional Radiology (Integ)	1377416A0	2	2
Radiology-Diagnostic	1377420A0	3	3
Radiation Oncology	1377430A0	1	0
General Surgery	1377440C0	4	4
Surgery-Preliminary	1377440P0	6	3
Vascular Surgery	1377451C0	1	1

Portsmouth Regional Hosp-NH

Portsmouth	Code	Quota	Matched
Family Medicine	2248120C0	8	2
Internal Medicine	2248140C0	10	6
Psychiatry	2248400C0	6	6

NEW JERSEY

AtlantiCare Reg Med Ctr-NJ

Atlantic City	Code	Quota	Matched
Family Medicine	1378120C0	4	4
Internal Medicine	1378140C0	14	14
Psychiatry	1378400C0	4	4

Atlantic Health System-NJ

Morristown	Code	Quota	Matched
Pediatrics	3033320C0	12	12

CMSRU/Cooper University Hospital-NJ

Camden	Code	Quota	Matched
Anesthesiology	1380040C0	5	5
Dermatology	1380080A0	2	2
Emergency Medicine	1380110C0	13	13
Family Medicine	1380120C0	10	10
Internal Medicine	1380140C0	22	22
Medicine-Primary	1380140M0	3	3
Medicine-Primary/3-yr MD Path	1380140M1	2	2
Medicine-Preliminary	1380140P0	1	1
Neurology	1380180C0	4	4
Obstetrics-Gynecology	1380220C0	4	4
Orthopaedic Surgery	1380260C0	2	2
Otolaryngology	1380280C0	1	1
Pediatrics	1380320C0	8	8

NRMP Program Results 2022 Main Residency Match®

CMSRU/Cooper University Hospital-NJ (Continued)

Pediatrics Primary/3-yr MD Path	1380320M1	2	2
Plastic Surgery (Integrated)	1380362C0	1	1
Psych/Cooper Hosp	1380400C0	4	4
Radiology-Diagnostic	1380420A0	5	5
General Surgery	1380440C0	4	4
Vascular Surgery	1380451C0	2	2

Capital Health Reg Med Ctr-NJ

Trenton	Code	Quota	Matched
Emergency Medicine	2003110C0	6	6
Family Medicine	2003120C0	6	6
Internal Medicine	2003140C0	20	20
Transitional Year	2003999P0	13	7

Englewood Hosp-NJ

Englewood	Code	Quota	Matched
Internal Medicine	1386140C0	13	13
Medicine-Preliminary	1386140P0	3	3

HMH-Palisades Med Ctr-NJ

North Bergen	Code	Quota	Matched
Dermatology	2136080A0	3	3
Family Medicine	2136120C0	4	4
Internal Medicine	2136140C0	10	10
Internal Medicine/Phase 3-R	2136140C1	1	1
General Surgery	2136440C0	4	4
Surgery-Preliminary	2136440P0	2	2
Transitional	2136999P0	18	18

Hackensack U Med Ctr-NJ

Hackensack	Code	Quota	Matched
Anesthesiology	1387040C0	1	1
Anesthesiology/Phase 3-R	1387040C1	2	2
Emergency Medicine	1387110C0	10	10
Internal Medicine	1387140C0	7	7
Internal Medicine/Phase 3-R	1387140C1	5	5
Medicine-Preliminary	1387140P0	1	1
Obstetrics-Gynecology	1387220C0	3	3
Obstetrics-Gynecology/Phase 3-R	1387220C1	1	1
Pediatrics	1387320C0	5	5
Pediatrics/Phase 3-R	1387320C1	3	3
General Surgery	1387440C0	3	3
General Surgery/Phase 3-R	1387440C1	2	2
Surgery-Preliminary	1387440P0	2	2

Hoboken Univ Med Ctr-NJ

Hoboken	Code	Quota	Matched
Family Medicine/NYMC	1451120C0	8	7
Family Medicine/Christ	1451120C1	6	4
Internal Medicine/Bayonne	1451140C0	12	7
General Surgery	1451440C0	4	4
Transitional/Bayonne	1451999P0	4	1

Hunterdon Med Ctr-NJ

Flemington	Code	Quota	Matched
Family Medicine	1838120C0	6	6

Inspira Health Network-NJ

Vineland	Code	Quota	Matched
Emergency Med/Vineland	2086110C0	11	3

Emergency Med/Mullica Hill	2086110C1	8	3
Family Medicine/Mullica Hill	2086120C0	6	4
Family Medicine/Vineland	2086120C2	6	2
Internal Medicine/Vineland	2086140C0	11	11
Internal Med/Mullica Hill	2086140C1	12	9
Obstetrics-Gynecology	2086220C0	4	4
Orthopaedic Surgery	2086260C0	3	3
General Surgery	2086440C0	4	4
Transitional/Vineland	2086999P0	15	0
Transitional/Mullica Hill	2086999P1	12	5

JFK Med Ctr-NJ

Edison	Code	Quota	Matched
Family Medicine	3043120C0	8	8
Neurology	3043180C0	8	8
Neurology/Phase-3-R	3043180C1	1	1
Phys Medicine & Rehab/RWJ	3043340A0	5	5
Phys Medicine & Rehab	3043340R0	1	1

Jersey Shore Univ Med Ctr-NJ

Neptune	Code	Quota	Matched
Internal Medicine	1395140C0	18	18
Internal Medicine/Phase 3-R	1395140C1	2	2
Medicine-Preliminary	1395140P0	9	9
Medicine-Preliminary/Phase 3-R	1395140P1	1	1
Child Neurology	1395185C0	2	2
Child Neurology	1395185R0	0	0
Obstetrics-Gynecology	1395220C0	3	3
Obstetrics-Gynecology/Phase 3-R	1395220C1	1	1
Pediatrics	1395320C0	7	6
Pediatrics/Phase 3-R	1395320C1	2	2
Psychiatry	1395400C0	2	2
Psychiatry/Addiction Medicine	1395400C1	1	1
Psychiatry/Child & Adolescent	1395400C2	0	0
Psychiatry/HUMC	1395400C4	1	1
Psychiatry/Phase 3-R/HUMC	1395400C5	1	1
General Surgery	1395440C0	3	3
Surgery-General/Preliminary	1395440P0	1	1

Morristown Med Ctr-NJ

Morristown	Code	Quota	Matched
Emergency Medicine	1394110C0	10	10
Family Medicine	1394120C0	7	7
Internal Medicine	1394140C0	16	16
Medicine-Preliminary	1394140P0	9	9
Obstetrics-Gynecology	1394220C0	5	5
Radiology-Diagnostic	1394420A0	5	5
General Surgery	1394440C0	7	7
Surgery-Preliminary	1394440P0	3	2

Mountainside Hosp-NJ

Montclair	Code	Quota	Matched
Family Medicine	1393120C0	4	4
Family Medicine/Phase 3-R	1393120C1	3	3
Internal Medicine	1393140C0	8	8
Medicine-Preliminary	1393140P0	2	2

NYMC-St Michaels Med Ctr-NJ

Newark	Code	Quota	Matched
Internal Medicine	1857140C0	19	19

NRMP Program Results 2022 Main Residency Match®

New Bridge Med Ctr-NJ

Paramus	Code	Quota	Matched
Psychiatry	1908400C0	9	9

Ocean Med Ctr-NJ

Brick	Code	Quota	Matched
Family Medicine/Osteopathic	2108120C0	8	4
Internal Medicine	2108140C0	17	17
Psychiatry	2108400C0	5	5
Psychiatry/Addiction Medicine	2108400C1	1	1
Psychiatry/Geriatric Medicine	2108400C3	1	1
Psychiatry/Phase 3-R	2108400C4	2	2
Transitional	2108999P0	12	12

Overlook Hospital-NJ

Summit	Code	Quota	Matched
Family Medicine	1408120C0	7	7
Internal Medicine	1408140C0	13	13
Medicine-Preliminary	1408140P0	2	2

Rowan University SOM-NJ

Stratford	Code	Quota	Matched
Emergency Medicine	2120110C0	11	11
Family Medicine/Osteopathic	2120120C0	8	7
Internal Medicine	2120140C0	18	18
Obstetrics-Gynecology	2120220C0	2	2
Orthopaedic Surgery	2120260C0	5	5
Psychiatry	2120400C0	5	5
Transitional	2120999P0	9	9

Rutgers-Community Med Ctr-NJ

Tom'S River	Code	Quota	Matched
Emergency Medicine	2298110C0	13	13
Internal Medicine	2298140C0	12	12
General Surgery	2298440C0	4	4

Rutgers-Jersey City Med Ctr-NJ

Jersey City	Code	Quota	Matched
Internal Medicine	1390140C0	18	18
Obstetrics-Gynecology	1390220C0	3	3
Orthopaedic Surgery	1390260C0	3	3

Rutgers-Monmouth Med Ctr-NJ

Long Branch	Code	Quota	Matched
Internal Medicine	1392140C0	13	13
Obstetrics-Gynecology	1392220C0	4	4
Orthopaedic Surgery	1392260C0	2	2
Pediatrics	1392320C0	5	5
Radiology-Diagnostic	1392420A0	4	4

Rutgers-New Jersey Medical School

Newark	Code	Quota	Matched
Anesthesiology	1398040A0	8	8
Anesthesiology	1398040C0	6	6
Anesthesiology	1398040R0	2	2
Emergency Medicine	1398110C0	9	9
Internal Medicine	1398140C0	33	33
Internal Med/Trinitas	1398140C2	10	10
Internal Medicine/4 yr IM-PM	1398140C3	2	1
Medicine-Preliminary	1398140P0	9	9
Med-Prelim/Anesthesiology	1398140P3	1	1

Neurological Surgery	1398160C0	3	3
Neurology	1398180C0	5	5
Child Neurology	1398185C0	1	1
Orthopaedic Surgery	1398260C0	6	6
Otolaryngology	1398280C0	4	4
Phys Medicine & Rehab	1398340A0	9	9
Plastic Surgery (Integrated)	1398362C0	2	2
Psychiatry	1398400C0	8	8
Radiology-Diagnostic	1398420A0	4	4
General Surgery	1398440C0	10	10
Surgery-Preliminary	1398440P0	18	5
Surg-Prelim/Anesthesiology	1398440P4	0	0
Vascular Surgery	1398451C0	1	1
Medicine-Pediatrics	1398700C0	4	4

Rutgers-Newark Beth Israel Med Ctr-NJ

Newark	Code	Quota	Matched
Emergency Medicine	1397110C0	8	8
Internal Medicine	1397140C0	12	12
Med-Prelim/Neurology	1397140P1	4	3
Obstetrics-Gynecology	1397220C0	4	4
Pediatrics	1397320C0	10	10
Radiology-Diagnostic	1397420A0	3	3

Rutgers-R W Johnson Medical School-NJ

New Brunswick	Code	Quota	Matched
Anesthesiology	2918040A0	8	8
Anesthesiology	2918040C0	4	4
Dermatology	2918080A0	2	2
Emergency Medicine	2918110C0	6	6
Family Medicine/A-Prog	2918120C0	5	5
Family Med/CentraState	2918120C2	6	6
Internal Medicine	2918140C0	24	24
Neurology	2918180A0	4	4
Obstetrics-Gynecology	2918220C0	5	5
Orthopaedic Surgery	2918260C0	3	3
Pathology	2918300C0	2	2
Pediatrics	2918320C0	11	11
Psychiatry	2918400C0	6	6
Interventional Radiology (Integ)	2918416A0	1	1
Radiology-Diagnostic	2918420A0	4	4
Radiation Oncology	2918430A0	2	1
Radiation Oncology	2918430R1	1	1
General Surgery	2918440C0	7	7
Surgery-Preliminary	2918440P0	5	2
Surg-Prelim/Anesthesiology	2918440P1	2	2
Vascular Surgery	2918451C0	1	1

Rutgers-RWJUH Somerset-NJ

Somerville	Code	Quota	Matched
Family Medicine	1934120C0	7	7

Rutgers-St Barnabas Med Ctr-NJ

Livingston	Code	Quota	Matched
Obstetrics-Gynecology	1396220C0	10	10
Radiology-Diagnostic	1396420A0	4	4

St Francis Med Ctr-NJ

Trenton	Code	Quota	Matched
Internal Medicine	3194140C1	10	10

NRMP Program Results 2022 Main Residency Match®

St Josephs Univ Med Ctr-NJ

Paterson	Code	Quota	Matched
Anesthesiology	1406040A0	7	7
Anesthesiology	1406040R0	1	1
Emergency Medicine	1406110C0	8	8
Family Medicine	1406120C0	4	4
Internal Medicine	1406140C1	19	19
Obstetrics-Gynecology	1406220C0	3	3
Orthopaedic Surgery	1406260C0	3	3
Pediatrics	1406320C0	12	12
General Surgery	1406440C0	3	3
Surg-Prelim/Anesthesiology	1406440P0	2	0
Surgery-Preliminary	1406440P1	1	0

St Lukes Warren Hospital-NJ

Phillipsburg	Code	Quota	Matched
Family Medicine	2091120C0	6	6

St Peters University Hosp-NJ

New Brunswick	Code	Quota	Matched
Internal Medicine	3211140C0	17	17
Obstetrics-Gynecology	3211220C0	5	5
Pediatrics	3211320C0	8	8

Virtua-NJ

Voorhees	Code	Quota	Matched
Family Medicine	3084120C0	6	5
Obstetrics-Gynecology	3084220C0	6	6

NEW MEXICO

Memorial Med Ctr-NM

Las Cruces	Code	Quota	Matched
Family Medicine	1214120C0	10	10
Family Medicine/Rural	1214120C1	2	2

MountainView Reg Med Ctr-NM

Las Cruces	Code	Quota	Matched
Internal Medicine	2182140C0	9	8
Osteo Neuromusculo Med	2182275A0	2	2
Transitional	2182999P0	7	7
Transitional/ONMM	2182999P1	2	2

Northern NM Family Med

Santa Fe	Code	Quota	Matched
Family Medicine	1277120C0	6	6

U New Mexico SOM

Albuquerque	Code	Quota	Matched
Anesthesiology	1962040A0	1	1
Anesthesiology	1962040C0	6	6
Anesthesiology	1962040R0	1	1
Dermatology	1962080A0	3	3
Emergency Medicine	1962110C0	12	12
Family Medicine	1962120C0	14	14
Family Medicine/Shiprock	1962120C1	2	2
Internal Medicine	1962140C0	30	30
Medicine-Preliminary	1962140P0	10	10
Neurology	1962180C0	5	5
Neurology	1962180R0	1	1
Child Neurology	1962185C0	2	1
Obstetrics-Gynecology	1962220C0	6	6

Orthopaedic Surgery	1962260C0	5	5
Otolaryngology	1962280C0	2	2
Pathology	1962300C0	4	4
Pediatrics	1962320C0	21	21
Phys Medicine & Rehab	1962340C0	5	5
Phys Medicine & Rehab	1962340R1	1	1
Plastic Surgery (Integrated)	1962362C0	1	1
Psychiatry	1962400C0	15	15
Psychiatry/Child	1962400C1	1	0
Radiology-Diagnostic	1962420A0	8	8
General Surgery	1962440C0	7	7
Surgery-Preliminary	1962440P1	5	1

NEW YORK

Albany Med Ctr-NY

Albany	Code	Quota	Matched
Anesthesiology	1414040C0	6	6
Emergency Medicine	1414110C0	12	12
Family Medicine	1414120C0	6	6
Internal Medicine	1414140C0	18	18
Medicine-Preliminary	1414140P0	6	6
Neurological Surgery	1414160C0	2	2
Neurology	1414180A0	1	1
Neurology	1414180C0	6	6
Obstetrics-Gynecology	1414220C0	6	6
Orthopaedic Surgery	1414260C0	5	5
Otolaryngology	1414280C0	2	2
Pathology	1414300C0	3	3
Pediatrics	1414320C0	11	11
Phys Medicine & Rehab	1414340C0	2	2
Plastic Surgery (Integrated)	1414362C0	2	2
Psychiatry	1414400C0	6	6
Interventional Radiology (Integ)	1414416C0	1	1
Radiology-Diagnostic	1414420A0	5	5
General Surgery	1414440C0	6	6
Surgery-Preliminary	1414440P0	4	4
Vascular Surgery	1414451C0	1	1
Medicine-Pediatrics	1414700C0	4	4

Arnot Ogden Med Ctr-NY

Elmira	Code	Quota	Matched
Emergency Medicine	2113110C0	6	2
Family Medicine	2113120C0	8	8
Internal Medicine	2113140C0	10	10
Psychiatry	2113400C0	6	5
Radiology-Diagnostic	2113420C0	2	2
General Surgery	2113440C0	3	3

Bassett Med Ctr-NY

Cooperstown	Code	Quota	Matched
Internal Medicine	1442140C0	11	11
Medicine-Preliminary	1442140P0	1	1
General Surgery	1442440C0	3	3
Surgery-Preliminary	1442440P0	2	2
Transitional	1442999P0	9	6
Transitional/Hopkins	1442999P1	0	0

BronxCare Health System-NY

Bronx	Code	Quota	Matched
Pediatrics-Primary	1471320M1	14	14

NRMP Program Results 2022 Main Residency Match®

BronxCare Health System-NY (Continued)

General Surgery	1471440C0	3	3
Surgery-Preliminary	1471440P0	5	4
Transitional	1471999P0	6	6

Brooklyn Hosp Ctr-NY

Brooklyn	Code	Quota	Matched
Emergency Medicine	1420110C0	8	8
Family Medicine	1420120C0	7	7
Internal Medicine	1420140C0	29	29
Obstetrics-Gynecology	1420220C0	4	4
Pediatrics	1420320C0	11	11
General Surgery	1420440C0	3	3
Surgery-Preliminary	1420440P0	6	3

Burke Rehabilitation Hosp-NY

White Plains	Code	Quota	Matched
Phys Medicine & Rehab	1940340A0	6	6

Cayuga Med Ctr-NY

Ithaca	Code	Quota	Matched
Medicine-Primary	2207140M0	8	8
Med-Primary/Cayuga-Cornell	2207140M1	2	2

Coney Island Hospital-NY

Brooklyn	Code	Quota	Matched
Emergency Medicine	1422110C0	4	4
Internal Medicine	1422140C0	25	25
Obstetrics-Gynecology	1422220C0	3	3
Transitional/Ophthalmology	1422999P1	6	6

Creedmoor Psych Ctr-NY

Queens Village	Code	Quota	Matched
Psychiatry	2599400C0	4	4

Ellis Hospital-NY

Schenectady	Code	Quota	Matched
Family Medicine	1513120C0	10	10

Family Health Ctrs at NYU Langone-NY

Brooklyn	Code	Quota	Matched
Internal Medicine	1663140C0	6	6
Psychiatry	1663400C0	3	3

Flushing Hospital Med Ctr-NY

Flushing	Code	Quota	Matched
Internal Medicine	1445140C0	15	15
Medicine-Preliminary	1445140P0	10	9
Obstetrics-Gynecology	1445220C0	3	3
Ob-Gyn/Preliminary	1445220P0	1	1
Pediatrics	1445320C0	10	10
General Surgery	1445440C0	3	3

Garnet Health Med Ctr-NY

Middletown	Code	Quota	Matched
Emergency Medicine	2230110C0	6	3
Family Medicine	2230120C0	3	3
Internal Medicine	2230140C0	10	10
Psychiatry	2230400C0	2	2
General Surgery	2230440C0	3	3
Transitional	2230999P0	12	12

Good Samaritan Hosp Med Ctr-NY

West Islip	Code	Quota	Matched
Emergency Medicine	2007110C0	6	6
Family Medicine	2007120C0	6	6
Obstetrics-Gynecology	2007220C0	4	4
Pediatrics	2007320C0	5	5
Phys Medicine & Rehab	2007340A0	3	3

Harlem Hospital Ctr-NY

New York	Code	Quota	Matched
Internal Medicine	1478140C0	25	25
Pediatrics	1478320C0	8	8
Psychiatry	1478400C0	6	6
Radiology-Diagnostic	1478420A0	3	3
General Surgery	1478440C0	3	3
Surgery-Preliminary	1478440P0	7	6

Hosp For Special Surgery-NY

New York	Code	Quota	Matched
Orthopaedic Surgery	3128260C0	9	9

ISMMS Mount Sinai Beth Israel-NY

New York	Code	Quota	Matched
Internal Medicine	1470140C0	31	31
Medicine-Preliminary	1470140P0	10	10
Med-Prelim/Neurology	1470140P1	5	5
Med-Prelim/Ophthalmology	1470140P2	10	10
Neurology	1470180A0	5	5
Psychiatry	1470400C0	13	13

ISMMS Mount Sinai Hospital-NY

New York	Code	Quota	Matched
Anesthesiology	1490040C0	26	26
Dermatology	1490080A0	9	9
Emergency Medicine	1490110C0	25	25
Family Medicine	1490120C0	6	6
Internal Medicine	1490140C0	43	43
Internal Med/Research	1490140C1	4	4
Internal Med/Comm Prim Care	1490140C2	8	8
Neurological Surgery	1490160C0	2	2
Neurology	1490180A0	2	2
Neurology	1490180C0	8	8
Child Neurology	1490185C0	1	1
Child Neurology	1490185R0	1	0
Obstetrics-Gynecology	1490220C0	8	8
Orthopaedic Surgery	1490260C0	7	7
Otolaryngology	1490280C0	6	6
Pathology	1490300C0	6	6
Pediatrics	1490320C0	14	14
Pediatrics/Research	1490320C1	2	2
Pediatrics-Preliminary	1490320P1	1	1
Phys Medicine & Rehab	1490340A0	2	2
Phys Medicine & Rehab	1490340C0	5	5
Plastic Surgery (Integrated)	1490362C0	3	3
Psychiatry	1490400C0	12	12
Psych/Physician-Scientist	1490400C2	2	2
Interventional Radiology (Integ)	1490416A0	3	3
Radiology-Diagnostic	1490420A0	8	8
Radiation Oncology	1490430A0	3	3

NRMP Program Results 2022 Main Residency Match®

ISMMS Mount Sinai Hospital-NY (Continued)

General Surgery	1490440C0	12	12
Surgery-Preliminary	1490440P0	10	10
Surg-Prelim/Designated	1490440P1	11	10
Vascular Surgery	1490451C0	3	3
Thoracic Surgery	1490461C0	2	2
Medicine-Pediatrics	1490700C1	4	4
Peds/Psych/Child Psych	1490730C0	2	2
Pediatrics-Medical Genetics	1490765C0	1	1
Medicine-Medical Genetics	1490766C0	1	1

ISMMS Mount Sinai Morningside-West-NY

New York	Code	Quota	Matched
Anesthesiology	2070040A0	2	2
Anesthesiology	2070040C0	13	13
Emergency Medicine	2070110C0	20	20
Internal Medicine	2070140C0	43	43
Medicine-Primary	2070140M0	4	4
Medicine-Preliminary	2070140P0	19	19
Obstetrics-Gynecology	2070220C0	6	6
Pathology	2070300C0	5	5
Psychiatry	2070400C0	12	12
Radiology-Diagnostic	2070420A0	11	11

ISMMS Mount Sinai South Nassau-NY

Oceanside	Code	Quota	Matched
Family Medicine	3067120C0	8	8
Internal Medicine	3067140C0	8	8
Int Med/Sabbath Observant	3067140C1	2	2
Obstetrics-Gynecology	3067220C0	3	3
General Surgery	3067440C0	3	3
Transitional	3067999P0	4	2

ISMMS NYC Health+Hospitals/Elmhurst-NY

Elmhurst	Code	Quota	Matched
Internal Medicine	1491140C0	20	20
Medicine-Preliminary	1491140P0	15	14

ISMMS NYC Health+Hospitals/Queens-NY

Jamaica	Code	Quota	Matched
Internal Medicine	1489140C0	20	20
Medicine Preliminary	1489140P0	8	4
Obstetrics-Gynecology	1489220C0	3	3

Institute for Family Health-NY

New York	Code	Quota	Matched
Family Medicine/Mid-Hudson	2004120C0	9	9
Family Medicine/Harlem-Mt Sinai	2004120C1	7	7
Fam Med/Mid-Hudson/Osteopathic	2004120C2	1	1

Jacobi Med Ctr/Einstein-NY

Bronx	Code	Quota	Matched
Internal Medicine	3172140C0	29	29
Int Med/Sabbath Observed	3172140C1	1	1
Internal Med/N Central Bronx	3172140C4	16	16
Medicine-Primary	3172140M0	4	4
Pediatrics	3172320C0	15	15
Radiology-Diagnostic	3172420A0	4	4
Radiology-Diagnostic/Sabbath	3172420A1	1	1

Jamaica Hosp Med Ctr-NY

Jamaica	Code	Quota	Matched
Family Medicine	1449120C0	10	10
Obstetrics-Gynecology	1449220C0	3	3
Ob-Gyn/Preliminary	1449220P0	1	0
Psychiatry	1449400C0	8	8

Lincoln Med Ctr-NY

Bronx	Code	Quota	Matched
Emergency Medicine	1484110C0	11	11
Internal Medicine	1484140C0	34	34
Medicine-Preliminary	1484140P0	11	11
Obstetrics-Gynecology	1484220C0	4	4
Pediatrics-Primary	1484320M0	17	17
General Surgery	1484440C0	3	3
Surgery-Preliminary	1484440P0	3	3
Transitional	1484999P0	13	13

Maimonides Med Ctr-NY

Brooklyn	Code	Quota	Matched
Anesthesiology	1428040A0	9	9
Anesthesiology	1428040R0	1	1
Emergency Medicine	1428110C0	18	18
Internal Medicine	1428140C0	29	29
Internal Medicine/ROAP	1428140C1	1	1
Medicine-Preliminary	1428140P0	16	16
Obstetrics-Gynecology	1428220C0	6	6
Orthopaedic Surgery	1428260C0	3	3
Pediatrics	1428320C0	18	18
Psychiatry	1428400C0	11	11
Radiology-Diagnostic	1428420A0	4	4
General Surgery	1428440C0	4	4
Surgery-Preliminary	1428440P0	4	4

Memorial Sloan-Kettering-NY

New York	Code	Quota	Matched
Radiation Oncology	1466430A0	6	6
Transitional	1466999P0	24	24

Montefiore Med Ctr/Einstein-NY

Bronx	Code	Quota	Matched
Anesthesiology	3153040A0	6	6
Anesthesiology	3153040C0	11	11
Dermatology	3153080A0	6	6
Emergency Medicine/Jacobi	3153110C0	21	21
Family Medicine	3153120C0	10	10
Internal Medicine	3153140C0	39	39
Internal Med/Wakefield	3153140C3	23	23
Med-Primary/Social Int Med	3153140M0	10	10
Med-Prelim/Wakefield	3153140P3	8	4
Med-Prelim/Ophthalmology	3153140P4	5	5
Neurological Surgery	3153160C0	2	2
Neurology	3153180A0	3	3
Neurology	3153180C0	6	6
Child Neurology	3153185C0	2	2
Obstetrics-Gynecology	3153220C0	11	11
Ob-Gyn/Preliminary	3153220P0	2	0
Orthopaedic Surgery	3153260C0	6	6

NRMP Program Results 2022 Main Residency Match®

Montefiore Med Ctr/Einstein-NY (Continued)

Otolaryngology	3153280C0	4	4
Pathology	3153300C0	6	6
Pediatrics	3153320C0	23	23
Pediatrics-Primary/Social	3153320M0	4	4
Phys Medicine & Rehab	3153340A0	9	9
Plastic Surgery (Integrated)	3153362C0	2	2
Psychiatry	3153400C0	12	12
Interventional Radiology (Integ)	3153416A0	2	2
Radiology-Diagnostic	3153420A0	7	7
Radiation Oncology	3153430A0	2	2
General Surgery	3153440C0	10	10
Surgery-Preliminary	3153440P3	20	12
Vascular Surgery	3153451C0	1	1
Thoracic Surgery	3153461C0	1	1

Montefiore St Lukes Cornwall-NY

Newburgh	Code	Quota	Matched
Internal Medicine	2309140C0	13	13

Montefiore-New Rochelle/Einstein-NY

New Rochelle	Code	Quota	Matched
Internal Medicine	1459140C0	13	13
Medicine-Preliminary	1459140P0	8	8

NYMC-Metropolitan Hosp Ctr-NY

Valhalla	Code	Quota	Matched
Anesthesiology	1473040C0	4	4
Dermatology	1473080A0	2	2
Emergency Medicine	1473110C0	12	12
Internal Medicine	1473140C0	20	20
Medicine-Preliminary	1473140P0	6	6
Pediatrics	1473320C0	7	7
Phys Medicine & Rehab	1473340A1	3	3
Phys Medicine & Rehab	1473340R0	1	1
Psychiatry	1473400C0	5	5
General Surgery	1473440C0	4	4
Surgery-Preliminary	1473440P0	6	5

NYMC-St Josephs Med Ctr-NY

Valhalla	Code	Quota	Matched
Family Medicine	1525120C0	10	10

NYP Brooklyn Methodist Hosp-NY

Brooklyn	Code	Quota	Matched
Emergency Medicine	1429110C0	14	14
Internal Medicine	1429140C0	34	34
Medicine-Preliminary	1429140P0	8	8
Obstetrics-Gynecology	1429220C0	4	4
Ob-Gyn/Preliminary	1429220P0	1	1
Pediatrics	1429320C0	10	10
General Surgery	1429440C0	3	3
Surgery-Preliminary	1429440P0	5	3

NYP Hosp-Columbia & Cornell-NY

New York	Code	Quota	Matched
Emergency Medicine	1409110C0	12	12
Otolaryngology	1409280C0	4	4
Phys Medicine & Rehab	1409340A0	8	8

NYP Hosp-Columbia Univ Med Ctr-NY

New York	Code	Quota	Matched
Anesthesiology	1495040C0	24	24
Anesthesiology/Apgar Research	1495040C1	2	2
Dermatology	1495080A0	4	4
Family Medicine	1495120C0	6	6
Internal Medicine	1495140C0	44	44
Neurological Surgery	1495160C0	3	3
Neurology	1495180C0	10	10
Child Neurology	1495185C0	2	2
Child Neurology	1495185R1	1	0
Obstetrics-Gynecology	1495220C0	6	6
Orthopaedic Surgery	1495260C0	5	5
Ortho Surgery/Research COR 6 yr	1495260C2	1	1
Pathology	1495300C0	7	7
Pediatrics	1495320C0	24	24
Pediatrics/Physician Scientist	1495320C2	1	1
Psychiatry	1495400C0	10	10
Psychiatry/Research	1495400C3	2	2
Interventional Radiology (Integ)	1495416A0	2	2
Radiology-Diagnostic	1495420A0	6	6
Radiation Oncology	1495430A0	1	1
General Surgery	1495440C0	7	7
Surgery-Preliminary	1495440P0	2	2
Surg-Prelim/Non-designated	1495440P2	5	0
Thoracic Surgery	1495461C0	2	2
Pediatrics-Medical Genetics	1495765C0	1	1

NYP Hosp-Weill Cornell Med Ctr-NY

New York	Code	Quota	Matched
Anesthesiology	1492040C0	18	18
Anesth/Research Scholars	1492040C1	0	0
Anesthesiology	1492040R0	2	2
Dermatology	1492080A0	4	4
Internal Medicine	1492140C0	36	36
Internal Med/Research	1492140C1	5	5
Medicine-Primary	1492140M0	4	4
Neurological Surgery	1492160C0	2	2
Neurology	1492180C0	8	8
Child Neurology	1492185C0	1	1
Obstetrics-Gynecology	1492220C0	7	7
Pathology	1492300C0	6	6
Pediatrics	1492320C0	18	18
Pediatrics/Gen Phys Sci Path	1492320C1	2	2
Plastic Surgery (Integrated)	1492362C0	2	2
Psych/Payne Whitney	1492400C0	11	11
Interventional Radiology (Integ)	1492416C0	3	3
Radiology-Diagnostic	1492420A0	6	6
General Surgery	1492440C0	8	8
Surgery-Preliminary	1492440P0	5	5

NYU Grossman School Of Medicine-NY

New York	Code	Quota	Matched
Anesthesiology/NYU Man	2978040A0	22	22
Anesthesiology/NYU Bkln	2978040A1	6	6
Anesthesiology/3-yr MD Path	2978040A2	0	0
Anesthesiology	2978040R0	2	2
Dermatology	2978080A0	8	8
Dermatology/3-yr MD Path	2978080A2	1	1

NRMP Program Results 2022 Main Residency Match®

NYU Grossman School Of Medicine-NY (Continued)

Emergency Medicine	2978110C0	18	18
Internal Medicine	2978140C0	24	24
Int Med/Clin Invest Track	2978140C2	8	8
Int Med/NYU-Tisch-Kimmel	2978140C3	12	12
Int Med/3-yr MD Path	2978140C4	2	2
Medicine-Primary/NYU Man	2978140M0	8	8
Medicine-Primary/NYU Bkln	2978140M1	10	10
Med-Prelim/NYU Man	2978140P0	1	1
Med-Prelim/Neurology NYU Man	2978140P1	9	9
Med-Prelim/Anesthesia NYU Man	2978140P2	8	8
Med-Prelim/NYU Bkln	2978140P3	1	1
Med-Prelim/Neurology NYU Bkln	2978140P4	5	5
Med-Prelim/Anesthesia NYU Bkln	2978140P5	4	4
Med-Prelim/3-yr MD Path Man	2978140P6	3	3
Neurological Surgery	2978160C0	3	3
Neurology/NYU Man	2978180A0	12	12
Neurology/NYU Bkln	2978180A1	5	5
Neurology/NYU Man	2978180R0	1	1
Child Neurology	2978185C0	2	2
Obstetrics-Gynecology	2978220C0	9	9
Ob-Gyn/3-yr MD Path	2978220C1	1	1
Orthopaedic Surgery	2978260C0	11	11
Ortho Surgery/3-yr MD Path	2978260C1	3	3
Otolaryngology	2978280C0	3	3
Otolaryngology/3-yr MD Path	2978280C1	1	1
Pathology	2978300C0	7	7
Pediatrics	2978320C0	19	19
Phys Medicine & Rehab	2978340A0	12	12
Plastic Surgery (Integrated)	2978362C0	4	4
Psychiatry	2978400C0	13	13
Psychiatry/Research/MDPhD	2978400C1	3	1
Psychiatry/Child/Research	2978400C2	1	1
Interventional Radiology (Integ)	2978416A0	2	2
Radiology-Diagnostic	2978420A0	8	8
Radiology-Diag/3-Yr MD Path	2978420A1	2	2
Radiation Oncology	2978430A0	3	3
General Surgery/NYU Man	2978440C0	7	7
General Surgery/NYU Bkln	2978440C1	3	3
Gen Surgery/3-yr MD Path Man	2978440C2	1	1
Surg-Prelim/NYU Man	2978440P0	4	4
Surg-Prelim/Int Radiology	2978440P2	1	1
Vascular Surgery	2978451C0	1	1
Thoracic Surgery	2978461C0	1	1
Psychiatry-Neurology	2978755C0	1	1

NYU Long Island SOM-NY

Mineola	Code	Quota	Matched
Internal Medicine	1455140C0	18	18
Internal Medicine/LISOM Trk	1455140C1	4	4
Medicine-Preliminary	1455140P0	16	16
Obstetrics-Gynecology	1455220C0	4	4
Obstetrics-Gynecology/LISOM Trk	1455220C1	1	1
Orthopaedic Surgery	1455260C0	3	3
Pathology	1455300C0	2	2
Pediatrics	1455320C0	11	11
Pediatrics/LISOM Trk	1455320C1	1	1
General Surgery	1455440C0	5	5
Surgery-Preliminary	1455440P0	5	3

Nassau Univ Med Ctr-NY

East Meadow	Code	Quota	Matched
Emergency Medicine	1448110C0	5	5
Internal Medicine	1448140C0	26	15
Medicine-Preliminary	1448140P0	7	6
Med-Prelim/Ophthalmology	1448140P1	4	4
Obstetrics-Gynecology	1448220C0	4	3
Ob-Gyn/Preliminary	1448220P0	1	0
Orthopaedic Surgery	1448260C0	2	2
Pediatrics	1448320C0	6	6
Phys Medicine & Rehab	1448340A0	5	5
Plastic Surgery (Integrated)	1448362C0	1	1
Psychiatry	1448400C0	7	7
Psychiatry/CAP 5 yr	1448400C1	2	2
Radiology-Diagnostic	1448420A0	4	4
General Surgery	1448440C0	3	3
Surgery-Preliminary	1448440P0	7	3
Transitional	1448999P0	10	6

New York Institute Technology COM

Old Westbury	Code	Quota	Matched
Family Medicine	2314120C0	7	7

New York-Presbyterian/Queens

Flushing	Code	Quota	Matched
Emergency Medicine	1822110C0	9	9
Internal Medicine	1822140C0	18	18
Medicine-Preliminary	1822140P0	6	6
General Surgery	1822440C0	5	5
Surgery-Preliminary	1822440P0	6	0

Niagara Falls Mem Med Ctr-NY

Niagara Falls	Code	Quota	Matched
Family Medicine	2205120C0	4	4

Nuvance Health-NY

Poughkeepsie	Code	Quota	Matched
Anesthesiology	2183040C0	6	6
Emergency Medicine	2183110C0	10	5
Family Medicine	2183120C0	8	7
Internal Medicine	2183140C0	25	25
Neurology	2183180C0	5	5
Psychiatry	2183400C0	9	9
General Surgery	2183440C0	3	3
Transitional	2183999P0	4	1

OBH Brookdale Univ Hosp Med Ctr-NY

Brooklyn	Code	Quota	Matched
Emergency Medicine	1419110C0	8	8
Psychiatry	1419400C0	7	7
General Surgery	1419440C0	3	3
Surgery-Preliminary	1419440P0	9	3

OBH Interfaith Med Ctr-NY

Brooklyn	Code	Quota	Matched
Psychiatry	1425400C0	5	5

OBH Kingsbrook Jewish Med Ctr-NY

Brooklyn	Code	Quota	Matched
Phys Medicine & Rehab	1476340A0	4	4
Phys Medicine & Rehab	1476340R0	1	1

NRMP Program Results 2022 Main Residency Match®

Our Lady Of Lourdes-NY

	Code	Quota	Matched
Binghamton			
Family Medicine	2185120C0	10	10

Richmond Univ Med Ctr-NY

	Code	Quota	Matched
Staten Island			
Internal Medicine	1514140C0	12	11
Medicine-Preliminary	1514140P0	14	4
Obstetrics-Gynecology	1514220C0	4	4
Pediatrics	1514320C0	6	6
Psychiatry	1514400C0	6	6
Radiology-Diagnostic	1514420A0	2	2

Rochester Gen Hosp-NY

	Code	Quota	Matched
Rochester			
Family Medicine	1509120C0	5	4
Internal Medicine	1509140C0	24	24
Obstetrics-Gynecology	1509220C0	5	5
Psychiatry	1509400C0	4	4
Interventional Radiology (Integ)	1509416A0	2	2
Radiology-Diagnostic	1509420A0	5	5
Radiology-Diagnostic	1509420R0	1	1

Rochester Regional Health/Unity Hosp-NY

	Code	Quota	Matched
Rochester			
Internal Medicine	1510140C0	16	16
Medicine-Preliminary	1510140P0	3	2
Phys Medicine & Rehab	1510340A0	3	3
Phys Medicine & Rehab	1510340R0	3	3

SUNY HSC Brooklyn-NY

	Code	Quota	Matched
Brooklyn			
Anesthesiology	1426040C0	13	13
Anesthesiology	1426040R0	4	4
Dermatology	1426080A0	8	8
Emergency Medicine	1426110C0	21	21
Family Medicine	1426120C0	6	6
Internal Medicine	1426140C0	47	47
Medicine-Primary	1426140M0	12	12
Medicine-Preliminary	1426140P0	8	8
Med-Prelim/Ophthalmology	1426140P3	2	2
Neurology	1426180A0	1	0
Neurology	1426180C0	11	11
Child Neurology	1426185C0	2	2
Obstetrics-Gynecology	1426220C0	6	6
Orthopaedic Surgery	1426260C0	6	6
Otolaryngology	1426280C0	3	3
Pathology	1426300C0	6	6
Pediatrics	1426320C0	26	26
Phys Medicine & Rehab	1426340A0	6	6
Psychiatry	1426400C0	13	13
Radiology-Diagnostic	1426420A0	8	8
Radiation Oncology	1426430A0	2	0
General Surgery	1426440C0	8	8
Surgery-Preliminary	1426440P0	12	10
Medicine-Emergency Med	1426705C0	4	4

SUNY Upstate Med University

	Code	Quota	Matched
Syracuse			
Anesthesiology	1516040C0	11	11

Anesthesiology	1516040R0	3	3
Emergency Medicine	1516110C0	11	10
Family Medicine	1516120C0	6	6
Internal Medicine	1516140C0	35	35
Medicine-Preliminary	1516140P0	18	18
Med-Prelim/PM&R	1516140P3	1	1
Med-Prelim/Radiology	1516140P4	6	6
Neurological Surgery	1516160C0	2	2
Neurology	1516180C0	9	9
Obstetrics-Gynecology	1516220C0	5	5
Orthopaedic Surgery	1516260C0	5	5
Otolaryngology	1516280C0	3	3
Pathology	1516300C0	5	5
Pediatrics	1516320C0	15	10
Phys Medicine & Rehab	1516340A0	6	6
Psychiatry	1516400C0	8	8
Psychiatry/Rural-GBHC	1516400C7	2	2
Psychiatry/Rural-HPC	1516400C8	2	2
Radiology-Diagnostic	1516420A0	7	7
Radiation Oncology	1516430A0	2	1
General Surgery	1516440C0	5	5

Samaritan Med Ctr-NY

	Code	Quota	Matched
Watertown			
Family Medicine	2024120C0	3	1
Internal Medicine	2024140C0	2	2

St Barnabas Hosp-NY

	Code	Quota	Matched
Bronx			
Dermatology	3113080A0	1	1
Emergency Medicine/Osteopathic	3113110C0	15	7
Osteo Neuromusculo Med	3113275C0	4	4
Pediatrics	3113320C0	6	6
General Surgery	3113440C0	3	3

St Elizabeth Med Ctr-NY

	Code	Quota	Matched
Utica			
Family Medicine	3064120C0	10	10

St Johns Riverside Hospital-NY

	Code	Quota	Matched
Yonkers			
Emergency Medicine	1897110C0	10	7
Internal Medicine	1897140C0	9	9
Medicine-Preliminary	1897140P0	4	4

St Josephs Health-NY

	Code	Quota	Matched
Syracuse			
Family Medicine	1518120C0	14	14
Transitional	1518999P0	6	5

Stony Brook Teach Hosps-NY

	Code	Quota	Matched
Stony Brook			
Anesthesiology	2919040C0	11	11
Dermatology	2919080A0	3	3
Emergency Medicine	2919110C0	15	15
Emergency Medicine/3-yr MD Path	2919110C1	1	1
Family Medicine	2919120C0	7	7
Internal Medicine	2919140C0	32	32
Internal Med/Southampton	2919140C2	7	7
Medicine-Primary	2919140M0	1	1
Neurological Surgery	2919160C0	1	1

NRMP Program Results 2022 Main Residency Match®

Stony Brook Teach Hosps-NY (Continued)

Neurology	2919180C0	5	5
Neurology/3-yr MD Path	2919180C1	1	1
Child Neurology	2919185C0	1	0
Obstetrics-Gynecology	2919220C0	5	5
Orthopaedic Surgery	2919260C0	5	5
Otolaryngology	2919280C1	1	1
Pathology	2919300C0	4	4
Pediatrics	2919320C0	12	12
Phys Medicine & Rehab	2919340A0	3	3
Psychiatry	2919400C0	6	6
Psychiatry/Comb Adult/Child	2919400C2	2	2
Psychiatry/ELIH	2919400C3	5	5
Radiology-Diagnostic	2919420A0	7	7
Radiation Oncology	2919430A0	1	0
General Surgery/Combined	2919440C2	7	7
Surg-Prelim/Combined	2919440P3	9	9
Vascular Surgery	2919451C0	1	1
Medicine-Pediatrics	2919700C0	2	2
Medicine-Pediatrics/3-yr MD Path	2919700C1	1	1
Transitional/Southampton	2919999P1	12	12
Transitional/Ophthalmology	2919999P2	3	3

U Rochester/Strong Memorial-NY

Rochester	Code	Quota	Matched
Anesthesiology	1511040C0	16	16
Dermatology	1511080A0	4	4
Dermatology	1511080R0	1	1
Emergency Medicine	1511110C0	14	14
Family Medicine/Urban	1511120C0	10	10
Family Med/Inner City	1511120C1	2	2
Internal Medicine	1511140C0	21	21
Int Med/Research Pathway	1511140C1	3	3
Medicine-Primary	1511140M0	3	3
Medicine-Primary/Rural	1511140M1	0	0
Medicine-Preliminary	1511140P0	3	3
Neurological Surgery	1511160C0	2	2
Neurology	1511180C0	8	8
Child Neurology	1511185C0	2	2
Obstetrics-Gynecology	1511220C0	8	8
Orthopaedic Surgery	1511260C0	7	7
Ortho Surgery/Research	1511260C1	1	1
Otolaryngology	1511280C0	3	3
Pathology	1511300C0	6	6
Pediatrics	1511320C0	14	14
Phys Medicine & Rehab	1511340C0	4	4
Plastic Surgery (Integrated)	1511362C0	2	2
Psychiatry	1511400C0	7	7
Psychiatry/Child Psych	1511400C1	1	1
Interventional Radiology (Integ)	1511416A0	2	2
Radiology-Diagnostic	1511420A0	9	9
Radiology-Diagnostic	1511420R0	1	1
Radiation Oncology	1511430A0	2	0
General Surgery	1511440C0	7	7
Surg-Prelim/Non-Designated	1511440P2	2	2
Vascular Surgery	1511451C0	1	1
Thoracic Surgery	1511461C0	1	1
Medicine-Pediatrics	1511700C0	8	8

UHS-Wilson Med Ctr-NY

Johnson City	Code	Quota	Matched
Family Medicine	1452120C0	9	5
Internal Medicine	1452140C0	12	12
Medicine-Preliminary	1452140P0	4	4

UVM Health Network CVPH-NY

Plattsburgh	Code	Quota	Matched
Family Medicine	1813120C0	6	6

University at Buffalo SOM-NY

Buffalo	Code	Quota	Matched
Anesthesiology	3099040C0	12	12
Emergency Medicine	3099110C0	16	13
Fam Med/Buffalo General	3099120C0	4	4
Fam Med/Erie County	3099120C1	5	5
Fam Med/Millard Fillmore	3099120C2	5	5
Family Med/Olean	3099120C4	2	2
Family Medicine/Sisters	3099120C5	5	4
Internal Medicine	3099140C0	33	33
Internal Med/Sisters	3099140C5	13	13
Medicine-Preliminary	3099140P1	1	1
Med-Prelim/Sisters	3099140P4	2	2
Med-Prelim/Ophthalmology	3099140P6	3	3
Neurological Surgery	3099160C0	3	3
Neurology	3099180C0	5	5
Child Neurology	3099185C0	1	1
Obstetrics-Gynecology	3099220C0	9	9
Obstetrics-Gynecology/Sisters	3099220C1	4	4
Orthopaedic Surgery	3099260C0	5	5
Otolaryngology	3099280C0	2	2
Pathology	3099300C0	3	3
Pediatrics	3099320C0	15	15
Psychiatry	3099400C0	5	5
Combined Adult/Child Psych	3099400C1	2	2
Radiology-Diagnostic	3099420A0	4	4
Radiation Oncology	3099430A0	1	0
General Surgery	3099440C0	9	9
Surgery-Preliminary	3099440P0	5	2
Vascular Surgery	3099451C0	1	1
Medicine-Pediatrics	3099700C0	4	4
Medicine-Preventive Med	3099751C0	1	1

Westchester Medical Ctr-NY

Valhalla	Code	Quota	Matched
Anesthesiology	2157040C0	10	10
Internal Medicine	2157140C0	18	18
Internal Medicine/Shabbos	2157140C1	2	2
Neurological Surgery	2157160C0	2	2
Neurology	2157180C0	4	4
Obstetrics-Gynecology	2157220C0	4	4
Ob-Gyn/Preliminary	2157220P0	1	1
Orthopaedic Surgery	2157260C0	3	3
Pathology	2157300C0	2	2
Pathology/Shabbos	2157300C1	1	1
Pediatrics	2157320C0	19	19
Pediatrics-Preliminary/2 yr	2157320P0	1	1
Pediatrics-Preliminary/1 yr	2157320P1	2	1
Psychiatry	2157400C0	11	11

NRMP Program Results 2022 Main Residency Match®

Westchester Medical Ctr-NY (Continued)

Psychiatry/Shabbos	2157400C1	0	0
Radiology-Diagnostic	2157420A0	5	5
General Surgery	2157440C0	2	2
General Surgery/Research	2157440C1	2	2
Surgery-Preliminary	2157440P0	5	4

Woodhull Med Ctr-NY

Brooklyn			
	<u>Code</u>	<u>Quota</u>	<u>Matched</u>
Medicine-Primary	3116140M0	21	21
Medicine-Preliminary	3116140P0	3	0

Wyckoff Heights Med Ctr-NY

Brooklyn			
	<u>Code</u>	<u>Quota</u>	<u>Matched</u>
Emergency Medicine	1435110C0	6	6
Internal Medicine	1435140C0	20	20
Obstetrics-Gynecology	1435220C0	3	3
Pediatrics	1435320C0	3	3
General Surgery	1435440C0	3	3

Zucker SOM-Northwell Cohen Childrens-NY

New Hyde Park			
	<u>Code</u>	<u>Quota</u>	<u>Matched</u>
Child Neurology	1861185A1	2	2
Pediatrics	1861320C0	33	33
Pediatrics-Preliminary	1861320P0	2	2

Zucker SOM-Northwell Forest Hills Hosp-NY

Forest Hills			
	<u>Code</u>	<u>Quota</u>	<u>Matched</u>
Internal Medicine	2062140C0	12	11
Medicine-Preliminary	2062140P0	2	1

Zucker SOM-Northwell Glen Cove Hosp-NY

Glen Cove			
	<u>Code</u>	<u>Quota</u>	<u>Matched</u>
Family Medicine	1446120C0	7	7

Zucker SOM-Northwell Huntington Hosp-NY

Huntington			
	<u>Code</u>	<u>Quota</u>	<u>Matched</u>
Orthopaedic Surgery	2319260C0	6	6

Zucker SOM-Northwell Lenox Hill Hosp-NY

New York			
	<u>Code</u>	<u>Quota</u>	<u>Matched</u>
Internal Medicine	1483140C0	23	23
Medicine-Primary	1483140M0	3	3
Medicine-Preliminary	1483140P0	14	14
Med-Prelim/Neurology	1483140P1	2	2
Obstetrics-Gynecology	1483220C0	4	4
Orthopaedic Surgery	1483260C0	2	2
Pathology	1483300C0	3	3
Radiology-Diagnostic	1483420A0	4	4
General Surgery	1483440C0	4	4
Surgery-Preliminary	1483440P0	3	3
Vascular Surgery	1483451C0	1	1

Zucker SOM-Northwell Mather Hosp-NY

Port Jefferson			
	<u>Code</u>	<u>Quota</u>	<u>Matched</u>
Internal Medicine	2187140C0	18	18
Psychiatry	2187400C0	6	6
Interventional Radiology (Integ)	2187416A0	1	1
Radiology-Diagnostic	2187420A0	3	3
Transitional	2187999P0	9	9
Trans/Radiology Mather	2187999P1	3	3
Trans/Int Radiology Mather	2187999P2	1	1

Zucker SOM-Northwell NS/LIJ-NY

New Hyde Park			
	<u>Code</u>	<u>Quota</u>	<u>Matched</u>
Anesthesiology	1700040C0	6	6
Dermatology	1700080A0	5	5
Dermatology	1700080R0	1	1
Emergency Medicine	1700110C2	23	23
Internal Medicine	1700140C0	36	36
Medicine-Preliminary	1700140P0	19	19
Neurological Surgery	1700160C0	2	2
Neurology	1700180A0	7	7
Obstetrics-Gynecology	1700220C0	10	10
Ob-Gyn/Preliminary	1700220P0	2	0
Orthopaedic Surgery	1700260C0	4	4
Otolaryngology	1700280C0	2	2
Pathology	1700300C0	4	4
Phys Medicine & Rehab	1700340A0	4	4
Plastic Surgery (Integrated)	1700362C0	3	3
Interventional Radiology (Integ)	1700416A0	2	2
Radiology-Diagnostic	1700420A0	10	10
Radiation Oncology	1700430A0	2	2
Radiation Oncology	1700430R0	1	0
General Surgery	1700440C0	8	8
Surgery-Preliminary	1700440P0	12	0
Vascular Surgery	1700451C1	1	1
Thoracic Surgery	1700461C0	1	1
Medicine-Emergency Med	1700705C0	2	2

Zucker SOM-Northwell Peconic Bay-NY

Riverhead			
	<u>Code</u>	<u>Quota</u>	<u>Matched</u>
Family Medicine	2200120C0	6	6
Transitional	2200999P0	12	12

Zucker SOM-Northwell Phelps Hosp-NY

Sleepy Hollow			
	<u>Code</u>	<u>Quota</u>	<u>Matched</u>
Family Medicine	1453120C0	8	8

Zucker SOM-Northwell Plainview Hosp-NY

Plainview			
	<u>Code</u>	<u>Quota</u>	<u>Matched</u>
Family Medicine	1938120C0	10	10
Transitional	1938999P0	10	10

Zucker SOM-Northwell South Shore-NY

Bay Shore			
	<u>Code</u>	<u>Quota</u>	<u>Matched</u>
Emergency Medicine	1417110C0	6	6
Obstetrics-Gynecology	1417220C0	4	4
Ob-Gyn/Preliminary	1417220P0	1	1
General Surgery	1417440C0	3	3
Surgery-Preliminary	1417440P0	5	1

Zucker SOM-Northwell Staten Island Univ-NY

Staten Island			
	<u>Code</u>	<u>Quota</u>	<u>Matched</u>
Emergency Medicine	1515110C0	10	10
Internal Medicine	1515140C0	33	33
Medicine-Preliminary	1515140P0	16	16
Med-Prelim/Neurology	1515140P1	3	3
Med-Prelim/Radiology	1515140P2	1	1
Neurology	1515180A0	6	6
Obstetrics-Gynecology	1515220C0	4	4
Pathology	1515300C0	2	2
Pediatrics	1515320C0	8	8

NRMP Program Results 2022 Main Residency Match®

Zucker SOM-Northwell Staten Island Univ-NY

(Continued)

Psychiatry	1515400C0	4	4
Radiology-Diagnostic	1515420A0	4	4
General Surgery	1515440C0	3	3
Surgery-Preliminary	1515440P0	6	6

Zucker SOM-Northwell Zucker Hillside-NY

	Code	Quota	Matched
Glen Oaks			
Psychiatry	1860400C0	11	11
Psychiatry/Research	1860400C1	2	2

NORTH CAROLINA

Atrium Health Cabarrus-NC

	Code	Quota	Matched
Concord			
Family Med/Cabarrus	1231120C0	8	8

Campbell University-NC

	Code	Quota	Matched
Lillington			
Dermatology/Sampson RMC	2128080A0	2	2
Emergency Medicine/Cape Fear	2128110C0	11	5
Emergency Med/Southeastern Hlth	2128110C1	6	3
Family Medicine/Harnett Health	2128120C0	4	4
Family Medicine/Sampson RMC	2128120C1	4	0
Family Medicine/Southeastern Hlth	2128120C2	8	2
Family Medicine/Conway MC	2128120C3	8	5
Internal Medicine/Cape Fear	2128140C0	20	16
Internal Medicine/Southeastern Hlth	2128140C1	13	5
Internal Medicine/Harnett Health	2128140C2	8	8
Obstetrics-Gynecology/Cape Fear	2128220C0	4	4
Psychiatry/Cape Fear	2128400C0	9	9
General Surgery/Cape Fear	2128440C0	4	4
Transitional/Cape Fear	2128999P0	20	4
Transitional/Harnett Health	2128999P1	13	0
Transitional/Sampson RMC	2128999P2	2	2
Trans/Sampson RMC Dermatology	2128999P3	2	2
Transitional/Conway MC	2128999P4	10	3

Carolinas Med Ctr-NC

	Code	Quota	Matched
Charlotte			
Emergency Medicine	1527110C0	14	14
Family Med/Elizabeth/Traditional	1527120C0	6	6
Family Med/Biddle Point/Urban	1527120C1	3	2
Family Med/Union/Apprenticeship	1527120C2	3	1
Internal Medicine	1527140C0	12	12
Medicine-Preliminary	1527140P0	6	6
Med-Prelim/PM&R	1527140P1	2	2
Neurological Surgery	1527160C0	1	1
Obstetrics-Gynecology	1527220C0	6	6
Orthopaedic Surgery	1527260C0	5	5
Pediatrics	1527320C0	12	12
Phys Medicine & Rehab	1527340A0	5	5
Psychiatry	1527400C0	4	4
General Surgery	1527440C0	6	6
Surgery-Preliminary	1527440P0	1	1

Cone Health-NC

	Code	Quota	Matched
Greensboro			
Family Medicine	1943120C0	8	7
Internal Medicine	1943140C0	6	6

Medicine-Preliminary	1943140P0	4	4
Psychiatry	1943400C0	4	4

Duke Univ Med Ctr-NC

Durham	Code	Quota	Matched
Anesthesiology	1529040C0	15	15
Anesthesiology/ACES 60 months	1529040C1	0	0
Anesthesiology	1529040R0	0	0
Dermatology	1529080A0	3	3
Dermatology/Diversity	1529080A2	1	1
Dermatology/Research	1529080A3	1	1
Emergency Medicine	1529110C0	12	12
Family Medicine	1529120C0	6	6
Family Medicine/Rural	1529120C1	2	2
Internal Medicine	1529140C0	46	46
Medicine-Preliminary	1529140P0	4	4
Med-Prelim/Neurology	1529140P1	7	7
Neurological Surgery	1529160C0	3	3
Neurology	1529180A0	7	7
Child Neurology	1529185C0	2	2
Child Neurology	1529185R0	1	1
Obstetrics-Gynecology	1529220C0	9	9
Orthopaedic Surgery	1529260C0	8	8
Otolaryngology	1529280C0	3	3
Otolaryngology/Research	1529280C1	1	1
Pathology	1529300C0	6	6
Pediatrics	1529320C0	15	15
Pediatrics/Research Scholars	1529320C1	1	1
Plastic Surgery (Integrated)	1529362C0	3	3
Psychiatry	1529400C0	10	10
Psychiatry/Research	1529400C3	2	2
Interventional Radiology (Integ)	1529416A0	3	3
Radiology-Diagnostic	1529420A0	10	10
Radiation Oncology	1529430A0	1	1
Rad Onc/Research Scholar	1529430A1	1	1
General Surgery	1529440C0	7	7
Surgery-Preliminary	1529440P0	3	3
Surg-Prelim/Int Radiology	1529440P4	3	0
Vascular Surgery	1529451C0	1	1
Thoracic Surgery	1529461C0	1	1
Medicine-Pediatrics	1529700C0	6	6
Medicine-Psychiatry	1529715C0	2	2

Mountain AHEC-NC

Asheville	Code	Quota	Matched
Family Medicine/Asheville	3023120C0	12	5
Family Med/Hendersonville	3023120C1	6	6
Family Medicine/Boone	3023120C2	6	2
Internal Medicine	3023140C0	15	15
Obstetrics-Gynecology	3023220C0	5	5
Psychiatry	3023400C0	6	6
General Surgery	3023440C0	5	5
Transitional	3023999P0	12	10

New Hanover Reg Med Ctr-NC

Wilmington	Code	Quota	Matched
Family Medicine	1534120C0	6	6
Internal Medicine	1534140C0	7	7
Medicine-Preliminary	1534140P0	2	2

NRMP Program Results 2022 Main Residency Match®

New Hanover Reg Med Ctr-NC (Continued)

Obstetrics-Gynecology	1534220C0	4	4
Ob-Gyn/Preliminary	1534220P1	1	1
General Surgery	1534440C0	4	4
Surgery-Preliminary	1534440P0	1	1

Novant Health-NC

Cornelius			
Family Medicine	<u>Code</u> <u>Quota</u> <u>Matched</u>		
	1891120C0	6	6

Southern Regional AHEC-NC

Fayetteville			
Family Medicine	<u>Code</u> <u>Quota</u> <u>Matched</u>		
	3046120C0	8	6

U North Carolina Hospitals

Chapel Hill			
Anesthesiology	<u>Code</u> <u>Quota</u> <u>Matched</u>		
	1900040A0	2	2
Anesthesiology	1900040C0	12	12
Anesthesiology	1900040R0	4	4
Dermatology	1900080A0	6	6
Emergency Medicine	1900110C0	12	12
Family Medicine	1900120C0	10	10
Family Med/Rural Health	1900120C1	3	3
Family Medicine-FIRST	1900120C2	1	1
Internal Medicine	1900140C0	26	26
Internal Med/Research	1900140C1	3	3
Medicine-Preliminary	1900140P0	10	10
Neurological Surgery	1900160C0	2	2
Neurology	1900180C0	7	7
Child Neurology	1900185C0	2	1
Obstetrics-Gynecology	1900220C0	7	7
Orthopaedic Surgery	1900260C0	4	4
Ortho Surgery/Research 6 yr	1900260C1	1	1
Otolaryngology	1900280C0	3	3
Otolaryngology/Research	1900280C1	1	1
Pathology	1900300C0	5	5
Pediatrics	1900320C0	15	15
Pediatrics/Physician Scientist	1900320C2	2	2
Pediatrics-Primary	1900320M0	4	4
Pediatrics-Preliminary	1900320P0	1	1
Phys Medicine & Rehab	1900340C0	4	4
Plastic Surgery (Integrated)	1900362C0	2	2
Psychiatry	1900400C0	16	16
Psychiatry/FIRST	1900400C1	1	1
Psychiatry/PSTP	1900400C2	1	1
Interventional Radiology (Integ)	1900416A0	1	1
Radiology-Diagnostic	1900420A0	9	9
Radiation Oncology	1900430A0	2	2
Radiation Oncology	1900430R0	1	0
General Surgery	1900440C0	7	7
Surgery-Preliminary	1900440P0	7	2
Vascular Surgery	1900451C0	1	1
Thoracic Surgery	1900461C0	1	1
Medicine-Pediatrics	1900700C0	6	6

UNC Health Blue Ridge-NC

Morganton			
Internal Medicine	<u>Code</u> <u>Quota</u> <u>Matched</u>		
	1914140C0	8	8

Vidant Med Ctr/East Carolina Univ-NC

Greenville			
Emergency Medicine	<u>Code</u> <u>Quota</u> <u>Matched</u>		
	3057110C0	12	12
Family Medicine	3057120C0	12	12
Family Medicine/Rural-Ahoskie	3057120C1	2	2
Family Medicine/Rural-Duplin	3057120C2	2	2
Internal Medicine	3057140C0	18	18
Medicine-Preliminary	3057140P0	5	3
Obstetrics-Gynecology	3057220C0	5	5
Pathology	3057300C0	3	3
Pediatrics	3057320C0	10	10
Phys Medicine & Rehab	3057340C0	5	5
Psychiatry	3057400C0	9	9
General Surgery	3057440C0	5	5
Surgery-Preliminary	3057440P0	4	2
Medicine-Pediatrics	3057700C0	6	6
Medicine-Emergency Med	3057705C0	2	2
Medicine-Psychiatry	3057715C0	2	2

Wake Forest Baptist Med Ctr-NC

Winston Salem			
Anesthesiology	<u>Code</u> <u>Quota</u> <u>Matched</u>		
	1537040C0	14	14
Dermatology	1537080A0	4	4
Emergency Medicine	1537110C0	15	15
Family Medicine	1537120C0	10	10
Internal Medicine	1537140C0	31	31
Medicine-Primary	1537140M0	3	3
Medicine-Preliminary	1537140P0	3	3
Neurological Surgery	1537160C0	2	2
Neurology	1537180C0	6	6
Child Neurology	1537185C0	2	2
Obstetrics-Gynecology	1537220C0	6	6
Orthopaedic Surgery	1537260C0	5	5
Otolaryngology	1537280C0	3	3
Pathology	1537300C0	5	5
Pediatrics	1537320C0	14	14
Plastic Surgery (Integrated)	1537362C0	3	3
Psychiatry	1537400C0	7	7
Interventional Radiology (Integ)	1537416C0	1	1
Radiology-Diagnostic	1537420A0	9	9
Radiation Oncology	1537430A0	1	1
General Surgery	1537440C0	7	7
Surgery-Preliminary	1537440P0	9	2

WakeMed Health and Hospitals-NC

Raleigh			
Internal Medicine	<u>Code</u> <u>Quota</u> <u>Matched</u>		
	2275140C0	5	5

NORTH DAKOTA

Altru Health System-ND

Grand Forks			
Family Med/Grand Forks	<u>Code</u> <u>Quota</u> <u>Matched</u>		
	1100120C0	8	8

U North Dakota SOM

Grand Forks			
Family Med/Bismarck	<u>Code</u> <u>Quota</u> <u>Matched</u>		
	1539120C1	5	5
Family Medicine/Minot	1539120C2	6	6
Family Medicine/Hettinger	1539120C3	2	2

NRMP Program Results 2022 Main Residency Match®

U North Dakota SOM (Continued)

Family Medicine/Rural Williston	1539120C4	2	2
Family Medicine/Fargo	1539120C5	6	6
Internal Medicine	1539140C0	8	8
Neurology	1539180C0	3	3
Orthopaedic Surgery	1539260C0	3	3
Psychiatry	1539400C0	6	6
General Surgery	1539440C0	3	3
General Surgery/Rural	1539440C1	2	2
Surgery-Preliminary	1539440P0	3	2
Transitional	1539999P0	5	5

OHIO

Adena Health System-OH

Chillicothe	Code	Quota	Matched
Family Medicine	2127120C0	5	4
Internal Medicine	2127140C0	7	7
Psychiatry	2127400C0	3	3

Akron Gen Med Ctr/NEOMED-OH

Akron	Code	Quota	Matched
Emergency Medicine	1542110C0	11	11
Family Medicine	1542120C0	4	4
Internal Medicine	1542140C0	12	12
Medicine-Preliminary	1542140P0	4	4
Obstetrics-Gynecology	1542220C0	5	5
Orthopaedic Surgery	1542260C0	3	3
Psychiatry	1542400C0	4	4
General Surgery	1542440C0	4	4

Aultman Hospital/NEOMED-OH

Canton	Code	Quota	Matched
Emergency Medicine	1544110C0	6	6
Family Medicine	1544120C0	7	7
Obstetrics-Gynecology	1544220C0	5	5
Radiology-Diagnostic	1544420A0	4	4

Bethesda Hospital-OH

Cincinnati	Code	Quota	Matched
Family Medicine	2689120C0	7	7

Canton Med Ed Fdn/NEOMED-OH

Canton	Code	Quota	Matched
Internal Medicine	2009140C0	13	13

Case Western/MetroHealth Med Ctr-OH

Cleveland	Code	Quota	Matched
Anesthesiology	1553040A0	4	4
Anesthesiology	1553040C0	3	3
Dermatology	1553080A0	3	3
Emergency Medicine	1553110C0	13	13
Family Medicine	1553120C0	6	6
Internal Medicine	1553140C0	22	22
Internal Med/Leadership in Med Ed	1553140C5	1	1
Med-Primary/Vulnerable Pop	1553140M1	2	2
Medicine-Preliminary	1553140P0	5	5
Med-Prelim/Anesthesiology	1553140P1	1	1
Obstetrics-Gynecology	1553220C0	5	5
Pathology	1553300C0	3	3
Pediatrics	1553320C0	8	8

Phys Medicine & Rehab	1553340C0	6	6
Psychiatry	1553400C0	8	8
Radiology-Diagnostic	1553420A0	4	4
General Surgery	1553440C0	3	3
Surgery-Preliminary	1553440P0	2	1
Medicine-Pediatrics	1553700C0	6	6

Case Western/Univ Hosps Cleveland Med Ctr-OH

Cleveland	Code	Quota	Matched
Anesthesiology	1552040C0	12	12
Anes/CCM-Periop Leadership	1552040C1	1	1
Anesthesiology/Funded	1552040C3	2	2
Dermatology	1552080A0	4	4
Dermatology/Osteopathic	1552080A1	2	2
Emergency Medicine	1552110C0	12	12
Family Medicine	1552120C0	6	6
Internal Medicine	1552140C0	23	23
Int Med/International Health	1552140C1	0	0
Int Med/Harrington Phys-Sci Path	1552140C2	2	2
Int Med/Ctr of Outpatient Ed	1552140C5	5	5
Int Med/International Scholar	1552140C6	2	2
Int Med/Leadership in Med Ed	1552140C8	2	2
Medicine-Preliminary	1552140P0	6	6
Med-Prelim/Ophthalmology	1552140P3	6	6
Neurological Surgery	1552160C0	1	1
Neurology	1552180C0	10	10
Neurology/Funded	1552180C1	2	2
Child Neurology	1552185C0	1	1
Obstetrics-Gynecology	1552220C0	6	6
Orthopaedic Surgery	1552260C0	5	5
Ortho Surgery/Research	1552260C2	1	1
Ortho Surgery/Regional	1552260C3	2	2
Otolaryngology	1552280C0	4	4
Pathology	1552300C0	7	7
Pathology/CP Research	1552300C3	0	0
Pediatrics	1552320C0	27	27
Psychiatry	1552400C0	9	9
Interventional Radiology (Integ)	1552416A0	1	1
Radiology-Diagnostic	1552420A0	9	9
Radiology-Diagnostic	1552420R0	1	1
Radiation Oncology	1552430A0	1	1
General Surgery	1552440C0	7	7
Surgery-Preliminary	1552440P0	10	7
Surg-Prelim/Int Radiology	1552440P4	0	0
Vascular Surgery	1552451C0	1	1
Medicine-Pediatrics	1552700C0	4	4
Family Med-Preventive Med	1552752C0	1	1
Pediatrics-Medical Genetics	1552765C0	1	1
Medicine-Medical Genetics	1552766C0	1	1

Childrens Hospital-NEOMED-OH

Akron	Code	Quota	Matched
Pediatrics	1895320C0	21	21

Christ Hospital-OH

Cincinnati	Code	Quota	Matched
Family Medicine	1547120C0	7	7
Internal Medicine	1547140C0	9	9
Medicine-Preliminary	1547140P0	10	10

NRMP Program Results 2022 Main Residency Match®

Cincinnati Childrens Hosp Med Ctr-OH

Cincinnati	Code	Quota	Matched
Child Neurology	1808185C0	5	5
Pediatrics	1808320C0	41	41
Peds/Psych/Child Psych	1808730C0	3	3
Pediatrics-Medical Genetics	1808765C0	2	2

Cleveland Clinic Fdn-OH

Cleveland	Code	Quota	Matched
Anesthesiology	1968040C0	22	22
Anesthesiology/South Pointe	1968040C1	3	3
Dermatology	1968080C0	4	4
Family Medicine	1968120C0	4	4
Internal Medicine	1968140C0	42	42
Internal Med/Clin Ed	1968140C1	3	3
Internal Med/VA	1968140C2	6	6
Internal Med/South Pointe	1968140C3	4	4
Internal Med/Fairview	1968140C4	12	12
Medicine-Primary	1968140M0	4	4
Med-Prelim/Fairview	1968140P2	2	2
Neurological Surgery	1968160C0	3	3
Neurology	1968180C0	12	12
Child Neurology	1968185C0	2	2
Obstetrics-Gynecology	1968220C0	7	7
Orthopaedic Surgery	1968260C1	6	6
Ortho Surgery/South Pointe	1968260C2	3	3
Otolaryngology	1968280C0	4	4
Pathology	1968300C0	7	7
Pediatrics	1968320C0	13	13
Phys Medicine & Rehab	1968340A0	2	2
Plastic Surgery (Integrated)	1968362C0	3	3
Plastic Surg (Integ)/South Pointe	1968362C1	1	1
Psychiatry	1968400C0	8	8
Interventional Radiology (Integ)	1968416A0	2	2
Radiology-Diagnostic	1968420A0	8	8
Radiation Oncology	1968430A0	2	2
General Surgery	1968440C0	10	10
General Surgery/South Pointe	1968440C1	2	2
Surgery-Preliminary	1968440P0	9	9
Surg-Prelim/Int Radiology	1968440P3	0	0
Vascular Surgery	1968451C0	3	3
Thoracic Surgery	1968461C0	3	3

East Liverpool City Hosp-OH

East Liverpool	Code	Quota	Matched
Family Medicine	2199120C0	4	3
Internal Medicine	2199140C0	6	6

Fairfield Med Ctr-OH

Lancaster	Code	Quota	Matched
Family Medicine/Osteopathic	2208120C0	4	4
Internal Medicine	2208140C0	4	4

Firelands Regional Med Ctr-OH

Sandusky	Code	Quota	Matched
Family Medicine	1984120C0	4	4
Transitional	1984999P0	4	4

Good Samaritan Hosp-Cinn-OH

Cincinnati	Code	Quota	Matched
Internal Medicine	1550140C0	10	10
Ob-Gyn/GSH Bethesda	1550220C0	8	8
General Surgery	1550440C0	4	4
Surgery-Preliminary	1550440P0	1	1
Vascular Surgery	1550451C0	1	1

Jewish Hospital-OH

Cincinnati	Code	Quota	Matched
Internal Medicine	1551140C0	13	12
Medicine-Preliminary	1551140P0	11	8
General Surgery	1551440C0	2	2

Kettering Health Network-OH

Kettering	Code	Quota	Matched
Anesthesiology/Grandview	1576040C0	3	3
Emergency Med/Grandview	1576110C0	6	4
Family Medicine/Soin	1576120C0	8	8
Family Med/Grandview	1576120C1	5	3
Family Med/Soin Rural	1576120C2	2	1
Internal Medicine/Kettering	1576140C0	11	10
Internal Med/Grandview	1576140C1	6	5
Neurology/Grandview	1576180C0	3	3
Ob-Gyn/Grandview	1576220C0	3	3
Ortho Surgery/Grandview	1576260C0	3	3
Otolaryngology/Grandview	1576280C0	1	1
Radiology-Diag/Grandview	1576420A0	2	2
General Surgery/Grandview	1576440C0	2	2
Transitional/Kettering	1576999P0	10	10
Transitional/Soin	1576999P1	5	5
Trans/Soin/Ophthalmology	1576999P2	1	1
Trans/Kettering/Ophthalmology	1576999P3	1	1

Memorial Health System-OH

Marietta	Code	Quota	Matched
Emergency Medicine	1954110C0	6	4
Family Medicine	1954120C0	4	4

Mercy Health-Anderson Hosp-OH

Cincinnati	Code	Quota	Matched
Family Medicine	2302120C0	8	4

Mercy Health-St Ritas Med Ctr-OH

Lima	Code	Quota	Matched
Emergency Medicine	2203110C0	6	5
Family Medicine	2203120C0	6	3
Internal Medicine	2203140C0	12	7

Mercy St Vincent Med Ctr-OH

Toledo	Code	Quota	Matched
Emergency Medicine	1580110C0	11	11
Family Medicine	1580120C0	6	6
Internal Medicine	1580140C0	12	12
Neurology	1580180A0	4	4
Obstetrics-Gynecology	1580220C0	4	4
Orthopaedic Surgery	1580260C0	3	3
Pediatrics	1580320C0	4	2
General Surgery	1580440C0	3	3
Transitional	1580999P0	4	4
Transitional/Neurology	1580999P1	4	4

NRMP Program Results 2022 Main Residency Match®

Mount Carmel Health System-OH

Grove City	Code	Quota	Matched
Family Medicine	1565120C0	7	7
Internal Medicine	1565140C0	9	5
Orthopaedic Surgery	1565260C0	2	2
General Surgery	1565440C0	3	3
Surgery-Preliminary	1565440P0	2	1
Transitional	1565999P0	4	4

Nationwide Childrens Hosp-OH

Columbus	Code	Quota	Matched
Child Neurology	1351185C0	5	5
Child Neurology/Research	1351185C1	0	0
Pediatrics	1351320C0	34	34
Pediatrics-Primary	1351320M0	4	4
Pediatrics-Medical Genetics	1351765C0	0	0

Ohio State University Med Ctr

Columbus	Code	Quota	Matched
Anest/Clinical Base Year	1566040C0	16	16
Anesthesiology	1566040R1	2	1
Dermatology	1566080A0	2	2
Dermatology	1566080C0	2	2
Emergency Medicine	1566110C0	16	16
Family Med/Rardin FPC	1566120C0	9	9
Internal Medicine	1566140C0	26	26
Internal Medicine/Research	1566140C1	3	3
Internal Medicine/Res Cardio	1566140C2	0	0
Internal Med/Intl Scholars	1566140C4	2	2
Medicine-Primary	1566140M0	4	4
Internal Medicine/Geriatics	1566140M1	0	0
Medicine-Preliminary	1566140P0	6	6
Neurological Surgery	1566160C0	3	3
Neurology	1566180C0	8	8
Neurology	1566180R0	2	2
Obstetrics-Gynecology	1566220C0	11	11
Orthopaedic Surgery	1566260C0	6	6
Otolaryngology	1566280C0	5	5
Pathology	1566300C0	4	4
Phys Medicine & Rehab	1566340A0	4	4
Phys Medicine & Rehab	1566340C0	3	3
Plastic Surgery (Integrated)	1566362C0	4	4
Psychiatry	1566400C0	15	15
Psychiatry/Research	1566400C1	0	0
Interventional Radiology (Integ)	1566416A0	2	2
Radiology-Diagnostic	1566420A0	11	11
Radiation Oncology	1566430A0	2	2
General Surgery	1566440C0	7	7
Surgery-Preliminary	1566440P0	5	3
Vascular Surgery	1566451C0	1	1
Thoracic Surgery	1566461C0	1	1
Medicine-Pediatrics	1566700C0	10	10
Medicine-Emergency Med	1566705C0	2	2

OhioHealth-Doctors Hosp

Columbus	Code	Quota	Matched
Anesthesiology	2122040C0	2	2
Emergency Medicine	2122110C0	8	8
Family Medicine/Osteopathic	2122120C0	6	4

Internal Medicine	2122140C0	8	6
Obstetrics-Gynecology	2122220C0	6	6
Orthopaedic Surgery	2122260C0	5	5
Otolaryngology	2122280C0	1	1
General Surgery	2122440C0	4	4

OhioHealth-Dublin Methodist Hosp

Dublin	Code	Quota	Matched
Family Medicine	2100120C0	6	6

OhioHealth-Grant Med Ctr

Columbus	Code	Quota	Matched
Family Medicine	1564120C0	10	10

OhioHealth-Obleness Hosp

Athens	Code	Quota	Matched
Family Medicine	2221120C0	4	4

OhioHealth-Riverside Methodist

Columbus	Code	Quota	Matched
Dermatology	1567080C0	2	2
Family Medicine	1567120C0	6	6
Internal Medicine	1567140C0	18	18
Medicine-Preliminary	1567140P0	6	6
Obstetrics-Gynecology	1567220C0	6	6
Psychiatry	1567400C0	3	3
General Surgery	1567440C0	5	5
Surgery-Preliminary	1567440P0	4	1
Transitional	1567999P0	12	12

St Elizabeth Health Ctr-Boardman-OH

Boardman	Code	Quota	Matched
Emergency Medicine	1904110C0	9	9
Family Medicine	1904120C0	5	5
Otolaryngology	1904280C0	1	1

St Elizabeth Youngstown Hosp-OH

Youngstown	Code	Quota	Matched
Family Medicine	1584120C0	4	4
Internal Medicine	1584140C0	11	11
Orthopaedic Surgery	1584260C0	3	3
General Surgery	1584440C0	4	4
Transitional	1584999P0	4	4

St Vincent Charity Med Ctr-OH

Cleveland	Code	Quota	Matched
Internal Medicine	1560140C0	12	12

Summa Health/NEOMED-OH

Akron	Code	Quota	Matched
Emergency Medicine	1541110C0	8	8
Family Medicine	1541120C0	7	7
Family Med/Barberton Campus	1541120C1	6	6
Internal Medicine	1541140C0	20	20
Medicine-Preliminary	1541140P0	2	2
Obstetrics-Gynecology	1541220C0	6	6
Orthopaedic Surgery	1541260C0	4	4
Pathology	1541300C0	3	3
Psychiatry	1541400C0	5	5
General Surgery	1541440C0	4	4
Transitional	1541999P0	10	10

NRMP Program Results 2022 Main Residency Match®

Trinity Health System-OH

Stuebenville	Code	Quota	Matched
Emergency Medicine	2308110C0	7	1
Internal Medicine	2308140C0	10	8

U Cincinnati Med Ctr-OH

Cincinnati	Code	Quota	Matched
Anesthesiology	1548040C0	8	8
Dermatology	1548080A0	4	4
Emergency Medicine	1548110C0	14	14
Internal Medicine	1548140C0	31	31
Internal Med/Clinical Sci	1548140C1	1	1
Medicine-Preliminary	1548140P0	3	3
Med-Prelim/Ophthalmology	1548140P2	4	4
Neurological Surgery	1548160C0	2	2
Neurology	1548180C0	10	10
Obstetrics-Gynecology	1548220C0	7	7
Orthopaedic Surgery	1548260C0	5	5
Otolaryngology	1548280C0	4	4
Pathology	1548300C0	3	3
Phys Medicine & Rehab	1548340C0	3	3
Plastic Surgery (Integrated)	1548362C0	1	1
Psychiatry	1548400C0	6	6
Radiology-Diagnostic	1548420A0	8	8
Radiation Oncology	1548430A0	2	2
General Surgery	1548440C0	6	6
Surgery-Preliminary	1548440P1	1	0
Vascular Surgery	1548451C0	1	1
Thoracic Surgery	1548461C0	1	1
Medicine-Pediatrics	1548700C0	7	7
Psychiatry-Family Med	1548720C0	2	2
Pediatrics-PM&R	1548735C0	1	1

Univ Hosps Community Consortium-OH

Westlake	Code	Quota	Matched
Emergency Medicine/SJMC	2189110C0	6	2
Family Medicine/SJMC	2189120C0	4	4
Fam Med/Osteo/Regionals	2189120C1	4	4
Internal Medicine/Parma	2189140C0	8	2
Internal Medicine/Regionals	2189140C1	7	6
Internal Medicine/SJMC	2189140C2	6	6
PMR/Osteopathic/Regionals	2189340C0	3	3
Transitional	2189999P0	10	10

University of Toledo-OH

Toledo	Code	Quota	Matched
Anesthesiology	1579040C0	5	5
Emergency Medicine	1579110C0	8	7
Family Medicine	1579120C1	6	2
Internal Medicine	1579140C0	14	14
Medicine-Primary	1579140M0	4	4
Medicine-Preliminary	1579140P0	6	5
Neurology	1579180C0	5	5
Neurology/PG2	1579180R0	1	1
Obstetrics-Gynecology	1579220C0	5	5
Orthopaedic Surgery	1579260C0	4	4
Pathology	1579300C0	2	2
Pediatrics	1579320C0	10	5
Phys Medicine & Rehab	1579340A0	3	3

Psychiatry	1579400C0	4	4
Psychiatry/Child-Adolescent Trk	1579400C1	1	1
Radiology-Diagnostic	1579420A0	4	4
General Surgery	1579440C0	5	5
Surgery-Preliminary	1579440P0	5	3

Western Reserve Health Ed/NEOMED-OH

Warren	Code	Quota	Matched
Family Medicine	1585120C0	6	1
Internal Medicine	1585140C0	12	12
Medicine-Preliminary	1585140P0	1	1
General Surgery	1585440C0	2	2
Surgery-Preliminary	1585440P0	2	2

Western Reserve Hosp-OH

Cuyahoga Falls	Code	Quota	Matched
Family Medicine	2179120C0	2	1
Internal Medicine	2179140C0	6	6
Orthopaedic Surgery	2179260C0	2	2
Otolaryngology	2179280C0	1	1
General Surgery	2179440C0	2	2

Wright State Univ Boonshoft SOM-OH

Dayton	Code	Quota	Matched
Dermatology	2011080A0	2	2
Emergency Medicine	2011110C0	8	5
Family Medicine	2011120C0	10	10
Internal Medicine	2011140C0	11	9
Neurology	2011180C0	4	4
Obstetrics-Gynecology	2011220C0	3	3
Orthopedic Surgery	2011260C0	2	2
Ortho Surgery/Research	2011260C1	2	2
Pediatrics	2011320C0	9	9
Plastic Surgery (Integrated)	2011362C0	2	2
Psychiatry	2011400C0	5	5
General Surgery	2011440C0	3	3
Surgery-Preliminary	2011440P0	1	1

OKLAHOMA

Griffin Memorial Hospital-OK

Norman	Code	Quota	Matched
Psychiatry	1184400C0	6	6

In His Image Family Med-OK

Tulsa	Code	Quota	Matched
Family Medicine	3192120C0	10	10

Integrus Health-OK

Oklahoma City	Code	Quota	Matched
Emergency Medicine	1830110C0	8	8
Family Medicine	1830120C0	5	5
Radiology-Diagnostic	1830420A0	4	4
Radiology-Diagnostic	1830420R1	1	1

OMECO-OK

Tulsa	Code	Quota	Matched
Family Medicine/Tulsa	2171120C0	5	2
Family Medicine/Talihina	2171120C1	3	3
Family Medicine/Ada	2171120C2	4	4
Internal Medicine	2171140C1	5	1
Obstetrics-Gynecology/Osteopathic	2171220C0	6	6

NRMP Program Results 2022 Main Residency Match®

OMEKO-OK (Continued)

Pediatrics/Osteopathic	2171320C0	6	2
Pediatrics/Osteo-Tribal	2171320C1	3	1

Oklahoma State U Ctr for Health Sci

Tulsa	Code	Quota	Matched
Anesthesiology	2162040C0	3	3
Emergency Med/Osteopathic	2162110C0	7	6
Emergency Med/Lawton	2162110C1	6	5
Emergency Med/Norman	2162110C2	6	6
Family Medicine/Tulsa	2162120C0	9	4
Family Medicine/Lawton	2162120C2	4	3
Family Medicine/Durant	2162120C4	5	1
Family Medicine/McAlester	2162120C5	4	3
Family Med/Cherokee Nation	2162120C6	6	6
Internal Medicine/Tulsa	2162140C0	13	13
Internal Medicine/Stillwater	2162140C1	5	5
Med-Prelim/Radiology	2162140P0	3	2
Orthopaedic Surgery	2162260C0	2	2
Otolaryngology	2162280C0	1	1
Pediatrics/Osteopathic	2162320C0	4	3
Psychiatry	2162400C0	6	6
Radiology-Diagnostic	2162420A0	3	3
General Surgery	2162440C0	3	3

St Anthony Hospital-OK

Oklahoma City	Code	Quota	Matched
Family Medicine	2087120C0	9	9
Obstetrics-Gynecology	2087220C0	3	3
Transitional	2087999P0	6	6

U Oklahoma COM-OK City

Oklahoma City	Code	Quota	Matched
Anesthesiology	1588040C0	12	12
Dermatology	1588080A0	3	3
Family Medicine	1588120C0	12	12
Internal Medicine	1588140C0	20	20
Medicine-Preliminary	1588140P0	6	4
Neurological Surgery	1588160C0	2	2
Neurology	1588180C0	6	6
Nuclear Medicine	1588200A0	1	0
Obstetrics-Gynecology	1588220C0	6	6
Orthopaedic Surgery	1588260C0	6	6
Otolaryngology	1588280C0	2	2
Pathology	1588300C0	4	4
Pediatrics	1588320C0	22	22
Psychiatry	1588400C0	6	6
Radiology-Diagnostic	1588420A0	6	6
Radiation Oncology	1588430A0	2	1
General Surgery	1588440C0	6	6
Surgery-Preliminary	1588440P0	6	3
Medicine-Pediatrics	1588700C0	3	3
Pediatrics-Medical Genetics	1588765C0	1	1

U Oklahoma COM-Tulsa

Tulsa	Code	Quota	Matched
Emergency Medicine	2727110C0	9	9
Family Medicine	2727120C0	8	8
Internal Medicine	2727140C0	11	11
Medicine-Preliminary	2727140P0	3	3

Obstetrics-Gynecology	2727220C0	4	4
Pediatrics	2727320C0	8	8
Psychiatry	2727400C0	5	5
General Surgery	2727440C0	4	4
Surgery-Preliminary	2727440P0	2	2

OREGON

Legacy Emanuel/Good Samaritan-OR

Portland	Code	Quota	Matched
Internal Medicine	1594140C0	18	18

Oregon Health & Science Univ

Portland	Code	Quota	Matched
Anesthesiology	1599040C0	12	12
Anesthesiology/Clin Scientist	1599040C2	0	0
Anesthesiology/CCM	1599040C3	1	1
Dermatology	1599080A0	4	4
Derm/Basic Science Research	1599080A1	1	1
Derm/Clinical Trials Research	1599080A2	0	0
Emergency Medicine	1599110C0	11	11
Family Medicine	1599120C0	12	12
Fam Med/Cascades East	1599120C2	8	8
Family Medicine/Hillsboro	1599120C3	8	8
Internal Medicine	1599140C0	35	35
Internal Medicine/Hillsboro	1599140C1	8	8
Neurological Surgery	1599160C0	3	3
Neurology	1599180C0	5	5
Child Neurology	1599185C0	1	1
Obstetrics-Gynecology	1599220C0	7	7
Orthopaedic Surgery	1599260C0	5	5
Otolaryngology	1599280C0	3	3
Pathology	1599300C0	3	3
Pediatrics	1599320C0	18	18
Plastic Surgery (Integrated)	1599362C0	3	3
Psychiatry	1599400C0	8	8
Interventional Radiology (Integ)	1599416A0	2	2
Radiology-Diagnostic	1599420A0	5	5
Radiation Oncology	1599430A0	2	2
General Surgery	1599440C0	12	12
Surgery-Preliminary	1599440P0	10	5
Surg-Prelim/Int Radiology	1599440P4	0	0
Transitional/Radiology	1599999P0	3	3
Transitional	1599999P1	1	1

Providence Health-OR

Portland	Code	Quota	Matched
Family Medicine/Milwaukie	1827120C0	7	7
Family Medicine/Hood River	1827120C1	2	2
Internal Medicine/Portland	1827140C0	9	5
Internal Medicine/St Vincent	1827140C1	8	8
Med-Prelim/Portland	1827140P0	4	4
Med-Prelim/St Vincent	1827140P1	4	4

Roseburg Family Medicine-OR

Roseburg	Code	Quota	Matched
Family Medicine	2190120C0	8	8

Samaritan Health Services-Corvallis-OR

Corvallis	Code	Quota	Matched
Dermatology	1715080A0	2	2

NRMP Program Results 2022 Main Residency Match®

Samaritan Health Services-Corvallis-OR (Continued)

Family Medicine	1715120C0	9	9
Family Medicine/RTT-Newport	1715120C1	3	3
Internal Medicine	1715140C0	9	9
Medicine-Preliminary	1715140P0	2	2
Orthopaedic Surgery	1715260C0	3	3
Psychiatry	1715400C0	2	2
Psychiatry/Child Psych	1715400C1	2	2
General Surgery	1715440C0	2	2

PENNSYLVANIA

Abington Mem Hosp-PA

Abington	Code	Quota	Matched
Family Medicine	1600120C0	8	8
Internal Medicine	1600140C0	20	20
Obstetrics-Gynecology	1600220C0	6	6
General Surgery	1600440C0	5	5
Surgery-Preliminary	1600440P0	4	4

Albert Einstein Healthcare Network-PA

Philadelphia	Code	Quota	Matched
Emergency Medicine	2206110C0	8	7
Family Medicine	2206120C0	6	6
Internal Med/Montgomery	2206140C0	15	15
Radiology-Diagnostic	2206420A0	3	3
Vascular Surgery	2206451C0	1	1

Albert Einstein Med Ctr-PA

Philadelphia	Code	Quota	Matched
Emergency Medicine	1631110C0	13	13
Family Medicine	1631120C0	6	6
Internal Medicine	1631140C0	30	30
Medicine-Preliminary	1631140P0	11	11
Med-Prelim/Neurology	1631140P1	4	4
Med-Prelim/Rad-Philadelphia	1631140P2	1	1
Med-Prelim/Rad-Montgomery	1631140P3	1	1
Med-Prelim/PM&R	1631140P4	2	2
Neurology	1631180A0	4	4
Neurology	1631180R0	1	1
Obstetrics-Gynecology	1631220C0	5	5
Orthopaedic Surgery	1631260C0	3	3
Pediatrics	1631320C0	10	10
Phys Medicine & Rehab	1631340A0	7	7
Phys Medicine & Rehab	1631340R0	1	1
Psychiatry	1631400C0	10	10
Interventional Radiology (Integ)	1631416A0	1	1
Radiology-Diagnostic	1631420A0	6	6
Radiology-Diagnostic	1631420R0	3	3
General Surgery	1631440C0	4	4
Surgery-Preliminary	1631440P0	4	0
Surg-Prelim/Int Radiology	1631440P1	1	1

Allegheny Gen Hosp-PA

Pittsburgh	Code	Quota	Matched
Anesthesiology	1648040A0	3	3
Anesthesiology	1648040C0	7	7
Emergency Medicine	1648110C0	12	12

Internal Medicine	1648140C0	31	31
Medicine-Preliminary	1648140P0	5	5
Med-Prelim/Neurology	1648140P1	5	5
Neurological Surgery	1648160C0	2	2
Neurology	1648180A0	5	5
Orthopaedic Surgery	1648260C0	5	5
Otolaryngology	1648280C0	1	1
Pathology	1648300C0	3	3
Psychiatry	1648400C0	5	5
Radiology-Diagnostic	1648420A0	7	7
Radiation Oncology	1648430A0	1	0
General Surgery	1648440C0	6	6
Surgery-Preliminary	1648440P0	6	0
Vascular Surgery	1648451C0	1	1

Bryn Mawr Hospital-PA

Bryn Mawr	Code	Quota	Matched
Family Medicine	1606120C0	6	3

Childrens Hosp-Philadelphia-PA

Philadelphia	Code	Quota	Matched
Child Neurology	1863185C0	7	7
Pediatrics	1863320C0	42	42
Pediatrics/Global Health	1863320C1	2	2
Pediatrics-Medical Genetics	1863765C0	2	2

Clarion Hospital-PA

Clarion	Code	Quota	Matched
Family Medicine	2164120C0	4	1
Transitional	2164999P0	4	2

Conemaugh Memorial Med Ctr-PA

Johnstown	Code	Quota	Matched
Emergency Medicine	1616110C0	8	8
Family Medicine	1616120C0	6	5
Internal Medicine	1616140C0	7	7
Medicine-Preliminary	1616140P0	4	4
General Surgery	1616440C0	3	3
Surgery-Preliminary	1616440P0	2	2

Cornerstone Care THC-PA

Mount Morris	Code	Quota	Matched
Family Medicine	2310120C0	4	3

Crozer-Chester Med Ctr-PA

Upland	Code	Quota	Matched
Emergency Medicine	3185110C0	8	8
Family Medicine	3185120C0	10	10
Internal Medicine	3185140C0	8	8
Obstetrics-Gynecology	3185220C0	3	3
General Surgery	3185440C0	3	3
Transitional	3185999P0	14	12

Excelsa Health Latrobe Hosp-PA

Latrobe	Code	Quota	Matched
Family Medicine	2965120C0	8	8

Forbes Family Medicine-PA

Monroeville	Code	Quota	Matched
Family Medicine	3087120C0	8	8

NRMP Program Results 2022 Main Residency Match®

Geisinger Health System-PA

Danville	Code	Quota	Matched
Anesthesiology	1608040C0	6	6
Dermatology	1608080A0	4	4
Emergency Medicine	1608110C0	9	9
Family Medicine/Wilkes-Barre	1608120C1	6	3
Family Medicine/Lewistown	1608120C2	6	6
Internal Medicine/Danville	1608140C0	17	17
Internal Medicine/Wilkes-Barre	1608140C1	13	13
Neurological Surgery	1608160C0	1	1
Neurology	1608180C0	4	4
Obstetrics-Gynecology	1608220C0	4	4
Orthopaedic Surgery	1608260C0	4	4
Ortho Surgery/Wilkes-Barre	1608260C1	4	4
Otolaryngology	1608280C0	2	2
Pathology	1608300C0	2	2
Pediatrics	1608320C0	11	4
Pediatrics-Preliminary	1608320P0	2	1
Phys Medicine & Rehab	1608340C0	3	3
Plastic Surgery (Integrated)	1608362C0	1	1
Interventional Radiology (Integ)	1608416A0	2	2
Radiology-Diagnostic	1608420A0	5	5
General Surgery	1608440C0	5	5
General Surgery/Wilkes Barre	1608440C1	5	5
Surg-Prelim/Non-Designated	1608440P0	2	1
Medicine-Pediatrics	1608700C0	5	5
Transitional	1608999P0	8	8

Guthrie/Robert Packer Hosp-PA

Sayre	Code	Quota	Matched
Anesthesiology	1664040A0	3	3
Emergency Medicine	1664110C0	6	3
Family Medicine	1664120C0	6	6
Internal Medicine	1664140C0	12	12
Orthopaedic Surgery	1664260C0	3	3
General Surgery	1664440C0	4	4
Surgery-Preliminary	1664440P0	4	2
Surg-Prelim/Anesthesiology	1664440P1	0	0

Heritage Valley Beaver-PA

Beaver Falls	Code	Quota	Matched
Family Medicine	2044120C0	6	6

Hosp of the Univ of PA

Philadelphia	Code	Quota	Matched
Anesthesiology	1628040A0	4	4
Anesthesiology	1628040C0	20	20
Anesthesiology	1628040R0	4	4
Dermatology/3 yr	1628080A0	3	3
Derm Res & Cut Onc Fell/4 yr	1628080A1	1	1
Dermatology/Research	1628080A4	2	2
Dermatology/Diversity&Comm	1628080A5	1	1
Emergency Medicine	1628110C0	14	14
Family Medicine	1628120C0	12	12
Internal Medicine	1628140C0	44	44
Int Med/ABIM Research Pathway	1628140C1	6	6
Medicine-Primary	1628140M0	6	6
Neurological Surgery	1628160C0	3	3
Neurology	1628180A0	4	4

Neurology	1628180C0	10	10
Obstetrics-Gynecology	1628220C0	8	8
Ortho Surgery/Clinical-5 yr	1628260C0	6	6
Ortho Surgery/Research-6 yr	1628260C1	2	2
Otolaryngology	1628280C0	5	5
Pathology-AP/CP	1628300C0	9	9
Pathology-AP/NP	1628300C1	1	1
Pathology-AP Only	1628300C2	0	0
Pathology-CP Only	1628300C3	1	1
Phys Medicine & Rehab	1628340A0	2	2
Phys Medicine & Rehab	1628340C0	4	4
Plastic Surgery (Integrated)	1628362C0	3	3
Psychiatry	1628400C0	12	12
Interventional Radiology (Integ)	1628416A0	4	4
Radiology-Diag/Clin-4 yr	1628420A0	10	10
Radiology-Diag/Research-4 yr	1628420A1	3	3
Radiation Oncology	1628430C0	4	4
General Surgery	1628440C0	9	9
Surgery-Preliminary	1628440P0	10	10
Vascular Surgery	1628451C0	1	1
Thoracic Surgery	1628461C0	2	2
Medicine-Pediatrics	1628700C0	6	6
Medicine-Dermatology	1628785C0	2	2

Indiana Regional Med Ctr

Indiana	Code	Quota	Matched
Family Medicine	2322120C0	6	6

Jefferson Health-Northeast-PA

Philadelphia	Code	Quota	Matched
Emergency Medicine	2103110C0	8	8
Emergency Med/Military Track	2103110C1	1	1
Family Medicine	2103120C0	8	8
Internal Medicine	2103140C0	9	9
Medicine-Emergency Med	2103705C0	5	5
Emergency Med-Family Med	2103795C0	2	2

Jefferson Med Coll/duPont Childrens-PA

Philadelphia	Code	Quota	Matched
Child Neurology	1654185C0	2	1
Pediatrics	1654320C0	22	22
Pediatrics-PM&R	1654735C0	1	1

LECOM Health-PA

Erie	Code	Quota	Matched
Family Medicine	2031120C0	4	2
Internal Medicine	2031140C0	5	1
Orthopaedic Surgery	2031260C0	3	3
Psychiatry	2031400C0	5	4
Transitional	2031999P0	4	4

Lancaster Gen Hosp-PA

Lancaster	Code	Quota	Matched
Family Medicine	1618120C0	13	13

Lankenau Med Ctr-PA

Wynnewood	Code	Quota	Matched
Internal Medicine	1632140C0	16	16
Medicine-Preliminary	1632140P0	16	16
Obstetrics-Gynecology	1632220C0	4	4
General Surgery	1632440C0	4	4

NRMP Program Results 2022 Main Residency Match®

Lankenau Med Ctr-PA (Continued)

Surgery-Preliminary	1632440P0	2	0
---------------------	-----------	---	---

Lehigh Valley Hosp-PA

Allentown	Code	Quota	Matched
Dermatology	1601080A0	2	2
Emergency Medicine	1601110C0	16	15
Family Medicine/USF	1601120C0	6	6
Family Medicine/USF Osteopathic	1601120C1	2	2
Family Medicine/Pottsville	1601120C2	4	4
Internal Medicine	1601140C0	18	18
Neurology	1601180A0	5	5
Neurology	1601180R0	1	1
Obstetrics-Gynecology	1601220C0	6	6
Pediatrics	1601320C0	6	6
Plastic Surgery (Integrated)	1601362C0	1	1
Psychiatry	1601400C0	6	6
General Surgery	1601440C0	6	6
Surgery-Preliminary	1601440P1	2	1
Transitional	1601999P0	10	10
Transitional/Neurology	1601999P1	5	5
Transitional/Dermatology	1601999P2	1	1

Lower Bucks Hosp-PA

Bristol	Code	Quota	Matched
Family Medicine	2229120C0	5	5
Internal Medicine	2229140C0	6	6

Meadville Med Ctr-PA

Meadville	Code	Quota	Matched
Family Medicine	2446120C0	4	4

Mercy Catholic Med Ctr-PA

Darby	Code	Quota	Matched
Internal Medicine	1636140C0	21	21
Medicine-Preliminary	1636140P0	6	6
Radiology-Diagnostic	1636420C0	2	2
General Surgery	1636440C0	2	2
Surgery-Preliminary	1636440P0	2	1
Transitional	1636999P0	10	6

Nazareth Hospital-PA

Philadelphia	Code	Quota	Matched
Emergency Medicine	1932110C0	6	6
Internal Medicine	1932140C0	11	11
Transitional	1932999P0	6	6

Penn Highlands Healthcare-PA

Dubois	Code	Quota	Matched
Family Medicine	2226120C0	6	4
Psychiatry	2226400C0	4	4

Penn State Hershey Med Ctr-PA

Hershey	Code	Quota	Matched
Anesthesiology	1617040C0	19	19
Anesthesiology	1617040R0	1	1
Dermatology	1617080A0	4	4
Emergency Medicine	1617110C0	11	9

Family Medicine	1617120C0	9	9
Family Med/State College	1617120C1	6	6
Family Med/St Joseph	1617120C2	7	7
Internal Medicine	1617140C0	21	21
Internal Med/Research	1617140C1	2	2
Medicine-Preliminary	1617140P0	7	7
Neurological Surgery	1617160C0	3	3
Neurology	1617180C0	5	5
Obstetrics-Gynecology	1617220C0	5	5
Orthopaedic Surgery	1617260C0	5	5
Otolaryngology	1617280C0	2	2
Otolaryngology/Research	1617280C1	1	1
Pathology	1617300C0	3	3
Pediatrics	1617320C0	16	16
Phys Medicine & Rehab	1617340A0	4	4
Plastic Surgery (Integrated)	1617362C0	2	2
Psychiatry	1617400C0	6	6
Interventional Radiology (Integ)	1617416A0	1	1
Radiology-Diagnostic	1617420A0	6	6
General Surgery	1617440C0	4	4
Surgery-Preliminary	1617440P0	10	0
Surg-Prelim/Int Radiology	1617440P2	0	0
Vascular Surgery	1617451C0	1	1
Medicine-Pediatrics	1617700C0	4	4

Pennsylvania Hospital

Philadelphia	Code	Quota	Matched
Internal Medicine	1639140C0	14	14
Medicine-Preliminary	1639140P0	11	11
Med-Prelim/Neurology HUP	1639140P1	3	3
Obstetrics-Gynecology	1639220C0	6	6
Pathology	1639300C0	2	2

Philadelphia Coll of Osteo Med-PA

Philadelphia	Code	Quota	Matched
Dermatology	2158080A0	1	1
Dermatology	2158080R0	2	2
Internal Medicine	2158140C1	2	0
Internal Medicine/Osteopathic	2158140C2	8	1
Medicine-Preliminary	2158140P0	4	0
Neurological Surgery	2158160C0	1	1
Orthopaedic Surgery	2158260C0	4	4
Otolaryngology	2158280C0	3	3
General Surgery	2158440C0	6	6

St Lukes Hosp-Anderson-PA

Easton	Code	Quota	Matched
Dermatology	2176080A0	2	2
Emergency Medicine	2176110C0	10	10
Family Medicine	2176120C0	6	6
Internal Medicine	2176140C0	13	13
Neurology	2176180C0	4	4
Otolaryngology	2176280C0	2	2
Psychiatry	2176400C0	6	6
Transitional	2176999P0	6	6
Transitional/Dermatology	2176999P1	0	0

St Lukes Hosp-Bethlehem-PA

Bethlehem	Code	Quota	Matched
Emergency Medicine	1605110C0	12	11

NRMP Program Results 2022 Main Residency Match®

St Lukes Hosp-Bethlehem-PA (Continued)

Family Medicine	1605120C0	6	6
Family Medicine/Rural	1605120C1	4	4
Internal Medicine	1605140C0	11	11
Internal Medicine/Cardiology	1605140C1	1	1
Obstetrics-Gynecology	1605220C0	6	6
Orthopaedic Surgery	1605260C0	3	3
Psychiatry/Rural Program	1605400C0	2	2
General Surgery	1605440C0	5	5
Transitional	1605999P0	6	6

St Mary Med Ctr-Langhorne-PA

Philadelphia	Code	Quota	Matched
Internal Medicine	2139140C0	11	11

St Vincent Hlth Ctr-PA

Eric	Code	Quota	Matched
Emergency Medicine	1612110C0	6	5
Family Medicine	1612120C0	6	6

Suburban Community Hosp-PA

East Norriton	Code	Quota	Matched
Family Medicine/Osteopathic	1970120C0	4	4
Internal Medicine	1970140C0	5	5
Transitional/Osteopathic	1970999P0	4	4

Temple Univ Hosp-PA

Philadelphia	Code	Quota	Matched
Anesthesiology	1646040A0	3	3
Anesthesiology	1646040C0	8	8
Dermatology	1646080A0	3	3
Emergency Medicine	1646110C0	14	14
Family Medicine	1646120C0	4	2
Internal Medicine	1646140C0	41	41
Int Med/Sabbath Observed	1646140C2	1	1
Medicine-Preliminary	1646140P0	5	5
Neurological Surgery	1646160C0	1	1
Neurology	1646180C0	6	6
Obstetrics-Gynecology	1646220C0	6	6
Ob-Gyn/Preliminary	1646220P0	1	1
Orthopaedic Surgery	1646260C0	4	4
Otolaryngology	1646280C0	2	2
Pathology	1646300C0	4	4
Phys Medicine & Rehab	1646340A0	9	7
Phys Medicine & Rehab	1646340R0	1	1
Psychiatry	1646400C0	12	12
Interventional Radiology (Integ)	1646416A0	2	2
Radiology-Diagnostic	1646420A0	5	5
Radiology-Diagnostic	1646420R0	1	1
General Surgery	1646440C0	6	6
Surgery-Preliminary	1646440P0	11	0

Temple Univ/Fox Chase Cancer Ctr-PA

Philadelphia	Code	Quota	Matched
Radiation Oncology	1638430A0	2	2

Thomas Jefferson Univ-PA

Philadelphia	Code	Quota	Matched
Anesthesiology	1630040A0	5	5
Anesthesiology	1630040C0	10	10
Dermatology	1630080A0	4	4

Emergency Medicine	1630110C0	17	17
Family Medicine	1630120C0	10	10
Internal Medicine	1630140C0	33	33
Medicine-Primary	1630140M0	4	4
Med-Prelim/Ophthalmology	1630140P2	8	8
Neurological Surgery	1630160C0	4	4
Neurology	1630180C0	10	10
Obstetrics-Gynecology	1630220C0	7	7
Orthopaedic Surgery	1630260C0	6	6
Otolaryngology	1630280C0	5	5
Pathology	1630300C0	4	4
Phys Medicine & Rehab	1630340A0	7	7
Psychiatry	1630400C0	10	10
Interventional Radiology (Integ)	1630416A0	2	2
Radiology-Diagnostic	1630420A0	7	7
Radiation Oncology	1630430A0	1	0
General Surgery	1630440C0	7	7
Surgery-Preliminary	1630440P0	3	3
Surg-Prelim/Int Radiology	1630440P1	2	1

Tower Health/Chestnut Hill Hosp-PA

Philadelphia	Code	Quota	Matched
Family Medicine	2966120C0	6	6

Tower Health/Drexel Univ COM-PA

Philadelphia	Code	Quota	Matched
Family Medicine	2225120C0	7	7

Tower Health/Phoenixville Hosp-PA

West Reading	Code	Quota	Matched
Psychiatry	2290400C0	8	8

Tower Health/Reading Hospital-PA

Reading	Code	Quota	Matched
Anesthesiology	1661040C0	6	6
Emergency Medicine	1661110C0	9	9
Family Medicine	1661120C0	8	8
Internal Medicine	1661140C0	10	10
Internal Medicine/Osteopathic	1661140C1	2	2
Medicine-Primary	1661140M0	3	3
Neurology	1661180C0	4	4
Obstetrics-Gynecology	1661220C0	5	5
Phys Medicine & Rehab	1661340C0	4	4
Psychiatry	1661400C0	4	4
General Surgery	1661440C0	4	4

Tower Health/St Christophers Hosp-PA

Philadelphia	Code	Quota	Matched
Child Neurology	1653185C0	2	2
Child Neurology	1653185R0	1	0
Pediatrics	1653320C0	24	14

UPMC Altoona Hospital-PA

Altoona	Code	Quota	Matched
Family Medicine	1603120C0	8	8
Transitional	1603999P0	4	4

NRMP Program Results 2022 Main Residency Match®

UPMC Hamot Med Ctr-PA

Erie	Code	Quota	Matched
Emergency Medicine	161110C0	6	5
Neurology	1611180C0	2	1
Orthopaedic Surgery	1611260C0	3	3
Otolaryngology	1611280C0	1	1

UPMC Harrisburg-PA

Harrisburg	Code	Quota	Matched
Emergency Medicine	1615110C0	6	2
Family Medicine/Osteopathic	1615120C0	4	3
Internal Medicine	1615140C0	16	16
Internal Medicine/Osteopathic	1615140C1	6	6
Obstetrics-Gynecology	1615220C0	4	4
Orthopaedic Surgery	1615260C0	5	5
General Surgery	1615440C0	4	4
General Surgery/Community	1615440C1	3	3
Surgery-Preliminary	1615440P0	2	0

UPMC Lititz-PA

Lititz	Code	Quota	Matched
Anesthesiology/Osteopathic	2173040C0	2	2
Family Medicine/Osteopathic	2173120C0	4	4
Internal Medicine/Osteopathic	2173140C0	3	3

UPMC McKeesport-PA

McKeesport	Code	Quota	Matched
Family Medicine	1620120C0	7	7
Internal Medicine	1620140C0	12	12

UPMC Medical Education-PA

Pittsburgh	Code	Quota	Matched
Anesthesiology	1652040A0	2	2
Anesthesiology	1652040C0	16	16
Anesthesiology/Research	1652040C1	1	1
Dermatology	1652080A0	6	6
Dermatology	1652080R0	1	1
Emergency Medicine	1652110C0	16	16
Family Medicine/Horizon	1652120C0	4	4
Family Med/Susquehanna	1652120C1	7	7
Internal Medicine	1652140C0	33	33
Int Med/Womens Health	1652140C1	5	5
Int Med/Intl Scholars	1652140C2	7	7
Int Med/Global Health	1652140C3	4	4
Int Med/ABIM Research Path	1652140C4	4	4
Medicine-Preliminary	1652140P0	8	8
Neurological Surgery	1652160C0	4	4
Neurology	1652180C0	8	8
Child Neurology	1652185C0	3	3
Neurodevelopmental Disabilities	1652186C0	1	1
Obstetrics-Gynecology	1652220C0	9	9
Orthopaedic Surgery	1652260C0	4	4
Ortho Surgery/Research	1652260C1	4	4
Otolaryngology	1652280C0	5	5
Pathology	1652300C0	8	8
Pediatrics	1652320C0	24	24
Peds/Scientist Development	1652320C2	4	4
Pediatrics-Primary	1652320M0	2	2
Phys Medicine & Rehab	1652340A0	4	4
Phys Medicine & Rehab	1652340C0	5	5

Plastic Surgery (Integrated)	1652362C0	3	3
Psychiatry/General	1652400C0	9	9
Psychiatry/General/Child	1652400C1	4	4
Interventional Radiology (Integ)	1652416A0	2	2
Radiology-Diagnostic	1652420A0	10	10
Radiation Oncology	1652430A0	2	2
General Surgery	1652440C0	7	7
General Surgery/Horizon	1652440C1	2	2
Surgery-Preliminary	1652440P0	4	4
Surg-Prelim/Non-Designated	1652440P1	1	1
Vascular Surgery	1652451C0	2	2
Thoracic Surgery	1652461C0	1	1
Cardiothoracic Surgery	1652461C1	1	1
Medicine-Pediatrics	1652700C0	4	4
Psych-Fam Med/McKeesport	1652720C2	1	1
Psych-Fam Med/St Margaret	1652720C3	1	1
Pediatrics-Anesthesiology	1652726C0	1	1
Peds/Psych/Child Psych	1652730C0	2	2
Transitional	1652999P0	3	3
Transitional/Radiology	1652999P2	1	1
Transitional/PM&R	1652999P3	0	0
Transitional/Ophthalmology	1652999P4	6	6

UPMC Mercy Hospital-PA

Pittsburgh	Code	Quota	Matched
Internal Medicine	1649140C0	21	21
General Surgery	1649440C0	4	4
Surgery-Preliminary	1649440P0	5	3

UPMC Presbyterian Shadyside-PA

Pittsburgh	Code	Quota	Matched
Family Medicine	1657120C0	6	6
Family Medicine/Osteopathic	1657120C1	4	4

UPMC St Margaret-PA

Pittsburgh	Code	Quota	Matched
Family Medicine	1656120C0	13	13

Washington Hospital-PA

Washington	Code	Quota	Matched
Family Medicine	1669120C0	8	4

Wellspring Health Good Sam Hosp-PA

York	Code	Quota	Matched
Family Medicine	2181120C0	7	7

Wellspring Health York Hosp-PA

York	Code	Quota	Matched
Emergency Medicine	1674110C0	13	9
Family Medicine	1674120C0	8	8
Internal Medicine	1674140C0	12	12
Obstetrics-Gynecology	1674220C0	5	5
Ortho Surgery/Osteopathic	1674260C0	3	3
General Surgery	1674440C0	4	4
Surgery-Preliminary	1674440P0	2	1

Western Pennsylvania Hosp

Pittsburgh	Code	Quota	Matched
Obstetrics-Gynecology	1659220C0	5	5

NRMP Program Results 2022 Main Residency Match®

Wright Center for GME-PA

Scranton	Code	Quota	Matched
Family Medicine	3056120C0	12	12
Family Medicine/Arizona	3056120C1	4	4
Family Medicine/DC	3056120C2	6	6
Family Medicine/Washington	3056120C3	4	2
Family Medicine/Ohio	3056120C4	3	2
Medicine-Primary	3056140M0	34	34
Phys Medicine & Rehab	3056340C0	5	5
Psychiatry	3056400C0	7	7

PUERTO RICO

Damas Hospital-PR

Ponce	Code	Quota	Matched
Internal Medicine	2039140C0	7	7
Transitional	2039999P0	12	12

Hosp Episcopal San Lucas-PR

Ponce	Code	Quota	Matched
Emergency Medicine	2101110C0	7	7
Internal Medicine	2101140C0	7	7
Obstetrics-Gynecology	2101220C0	4	4
Pediatrics	2101320C0	6	6
General Surgery	2101440C0	3	3
Surgery-Preliminary	2101440P0	2	1
Transitional	2101999P0	9	9

Hospital de la Concepcion-PR

San German	Code	Quota	Matched
Internal Medicine	1202140C0	7	7

Ponce Health Sciences Univ SOM-PR

Ponce	Code	Quota	Matched
Psychiatry	1433400C0	6	6

San Juan VA Med Ctr-PR

San Juan	Code	Quota	Matched
Internal Medicine	3012140C0	20	20
Medicine-Preliminary	3012140P0	5	5
Phys Medicine & Rehab	3012340C0	3	3

Univ Central del Caribe SOM-PR

Bayamon	Code	Quota	Matched
Internal Medicine	1775140C0	9	9
Medicine-Preliminary	1775140P0	8	8

Univ of Puerto Rico

San Juan	Code	Quota	Matched
Anesthesiology	1116040C0	3	3
Dermatology	1116080A0	3	3
Emergency Medicine	1116110C0	10	10
Family Medicine	1116120C0	8	8
Internal Medicine	1116140C0	14	14
Medicine-Preliminary	1116140P0	2	0
Neurology	1116180C0	3	3
Child Neurology	1116185C0	1	0
Obstetrics-Gynecology	1116220C0	5	5
Orthopaedic Surgery	1116260C0	4	4
Otolaryngology	1116280C0	2	2

Pathology	1116300C0	3	3
Pediatrics	1116320C0	13	13
Phys Medicine & Rehab	1116340C0	3	3
Psychiatry	1116400C0	6	6
Radiology-Diagnostic	1116420A0	4	4
General Surgery	1116440C0	5	5
Surgery-Preliminary	1116440P0	6	3
Medicine-Pediatrics	1116700C0	2	2
Transitional	1116999P0	4	4

RHODE ISLAND

Brown Univ/Butler Hospital-RI

Providence	Code	Quota	Matched
Psychiatry	3170400C0	10	10

Brown Univ/Kent Hospital

Warwick	Code	Quota	Matched
Family Medicine/Pawtucket	2270120C0	12	12
Family Medicine/Warwick	2270120C1	4	4
Internal Medicine	2270140C0	13	13

Brown Univ/Rhode Island Hosp

Providence	Code	Quota	Matched
Anesthesiology	1677040A0	16	16
Anesthesiology	1677040R0	4	4
Dermatology	1677080A0	4	4
Emergency Medicine	1677110C0	14	14
Internal Medicine	1677140C0	29	29
Medicine-Primary	1677140M0	10	10
Medicine-Preliminary	1677140P0	5	5
Med-Prelim/Neurology	1677140P1	6	6
Med-Prelim/Anesthesiology	1677140P2	2	2
Neurological Surgery	1677160C0	2	2
Neurology	1677180A0	6	6
Orthopaedic Surgery	1677260C0	6	6
Pathology	1677300C0	4	4
Pediatrics	1677320C0	16	16
Plastic Surgery (Integrated)	1677362C0	2	2
Interventional Radiology (Integ)	1677416A0	2	2
Radiology-Diagnostic	1677420A0	6	6
General Surgery	1677440C0	7	7
Surgery-Preliminary	1677440P0	6	1
Medicine-Pediatrics	1677700C0	4	4
Peds/Psych/Child Psych	1677730C0	3	3

Brown Univ/Women & Infants Hosp of RI

Providence	Code	Quota	Matched
Obstetrics-Gynecology	2793220C0	8	8

Kent Hospital-RI

Warwick	Code	Quota	Matched
Emergency Medicine	1936110C0	8	8

NYMC-Landmark Med Ctr-RI

Woonsocket	Code	Quota	Matched
Internal Medicine	2307140C0	7	7
Medicine-Preliminary	2307140P0	5	1

Roger Williams Med Ctr-RI

Providence	Code	Quota	Matched
Internal Medicine	1678140C0	12	12

NRMP Program Results 2022 Main Residency Match®

Roger Williams Med Ctr-RI (Continued)

Med-Prelim/Brown Anesthesiology	1678140P0	4	2
Medicine-Preliminary	1678140P1	1	1

SOUTH CAROLINA

Aiken Regional Med Ctrs-SC

Aiken	Code	Quota	Matched
Family Medicine	2321120C0	6	6

AnMed Health-SC

Anderson	Code	Quota	Matched
Family Medicine	3017120C0	11	9

Grand Strand Reg Med Ctr-SC

Myrtle Beach	Code	Quota	Matched
Anesthesiology	1761040C0	6	6
Emergency Medicine	1761110C0	12	12
Family Medicine	1761120C0	6	3
Internal Medicine	1761140C0	13	13
General Surgery	1761440C0	3	3
Transitional	1761999P0	12	12

McLeod Reg Med Ctr-SC

Florence	Code	Quota	Matched
Family Med/Urban Florence	2032120C0	8	4
Family Med/Rural Cheraw	2032120C1	4	4
Family Med/Rural Clarendon	2032120C2	4	1

Medical University of SC

Charleston	Code	Quota	Matched
Anesthesiology	1680040C0	15	15
Dermatology	1680080A0	4	4
Dermatology/International	1680080C0	1	1
Emergency Medicine	1680110C0	10	10
Family Medicine	1680120C1	10	10
Internal Medicine	1680140C0	26	26
Internal Medicine/PSTP	1680140C1	0	0
Medicine-Preliminary	1680140P0	2	2
Med-Prelim/Ophthalmology	1680140P1	2	2
Neurological Surgery	1680160C0	2	2
Neurology	1680180C0	8	8
Child Neurology	1680185C0	1	0
Obstetrics-Gynecology	1680220C0	6	6
Orthopaedic Surgery	1680260C0	4	4
Otolaryngology	1680280C0	4	4
Pathology	1680300C0	5	5
Pediatrics	1680320C0	14	14
Pediatrics-Primary	1680320M0	3	3
Plastic Surgery (Integrated)	1680362C0	1	1
Psychiatry	1680400C0	14	14
Interventional Radiology (Integ)	1680416A0	2	2
Radiology-Diagnostic	1680420A0	11	11
Radiation Oncology	1680430A0	2	0
General Surgery	1680440C0	8	8
Surgery-Preliminary	1680440P0	12	12
Surg-Prelim/Int Radiology	1680440P1	2	2
Vascular Surgery	1680451C0	2	2
Thoracic Surgery	1680461C0	2	2
Medicine-Pediatrics	1680700C0	4	4
Medicine-Psychiatry	1680715C0	2	2

Psychiatry-Neurology	1680755C0	1	0
Transitional	1680999P0	4	4
Transitional/Ophthalmology	1680999P1	2	2

Prisma Health-U of SC SOM Columbia

Columbia	Code	Quota	Matched
Emergency Medicine	1681110C0	13	13
Family Medicine/Columbia	1681120C0	10	10
Family Medicine/Sumter	1681120C1	4	4
Family Med/Winnsboro Rural	1681120C2	1	0
Internal Medicine	1681140C0	11	11
Medicine-Primary	1681140M0	3	3
Medicine-Preliminary	1681140P0	3	3
Neurology	1681180C0	6	6
Obstetrics-Gynecology	1681220C0	4	4
Orthopaedic Surgery	1681260C0	4	4
Pediatrics	1681320C0	13	12
Plastic Surgery (Integrated)	1681362C0	1	1
Psychiatry	1681400C0	8	8
General Surgery	1681440C0	4	4
Surgery-Preliminary	1681440P0	2	1

Prisma Health-U of SC SOM Greenville

Greenville	Code	Quota	Matched
Emergency Medicine	1683110C0	10	10
Family Medicine/Greenville	1683120C0	6	6
Family Medicine/Seneca	1683120C2	6	6
Family Medicine/Greer	1683120C3	6	6
Internal Medicine	1683140C0	12	12
Neurology	1683180C0	6	6
Obstetrics-Gynecology	1683220C0	6	6
Orthopaedic Surgery	1683260C0	4	4
Pediatrics	1683320C0	11	11
Psychiatry	1683400C0	5	5
Psychiatry/Greer	1683400C1	8	8
General Surgery	1683440C0	6	6
Surgery-Preliminary	1683440P0	2	0
Medicine-Pediatrics	1683700C0	5	5

Self Regional Healthcare-SC

Greenwood	Code	Quota	Matched
Family Medicine	2033120C0	10	10

Spartanburg Reg Healthcare-SC

Spartanburg	Code	Quota	Matched
Family Medicine	1685120C0	12	11
General Surgery	1685440C0	3	3
Surgery-Preliminary	1685440P0	3	1
Transitional	1685999P0	6	6

Summerville Med Ctr-SC

Summerville	Code	Quota	Matched
Obstetrics-Gynecology	2329220C0	3	2

Tidelands Health-SC

Myrtle Beach	Code	Quota	Matched
Family Medicine	1979120C0	8	8

Trident Medical Center-SC

Charleston	Code	Quota	Matched
Emergency Medicine	2056110C0	10	10
Internal Medicine	2056140C0	10	1

NRMP Program Results 2022 Main Residency Match®

Trident Medical Center-SC (Continued)

General Surgery	2056440C0	4	4
Surgery-Preliminary	2056440P0	4	4

SOUTH DAKOTA

Center for Family Medicine-SD

	Code	Quota	Matched
Sioux Falls			
Family Medicine	2979120C0	9	6
Family Medicine/Pierre	2979120C1	2	0

Rapid City Hospital-SD

	Code	Quota	Matched
Rapid City			
Family Medicine	1177120C0	6	6

Univ of South Dakota SSOM

	Code	Quota	Matched
Sioux Falls			
Internal Medicine	2805140C0	8	8
Medicine-Preliminary	2805140P0	2	2
Pathology	2805300C0	2	1
Pediatrics	2805320C0	6	3
Psychiatry	2805400C0	7	7
General Surgery	2805440C0	4	4
Transitional	2805999P0	6	6

TENNESSEE

Baptist Mem Med Education-TN

	Code	Quota	Matched
Memphis			
Family Medicine	1694120C0	6	3
Obstetrics-Gynecology	1694220C0	4	4
Radiology-Diagnostic	1694420A0	6	6
General Surgery	1694440C0	3	3

East Tennessee St Univ

	Code	Quota	Matched
Johnson City			
Family Med/Johnson City	2066120C1	6	6
Family Med/Bristol	2066120C2	8	8
Family Med/Kingsport	2066120C3	6	6
Internal Medicine	2066140C0	13	13
Medicine-Preliminary	2066140P0	1	1
Obstetrics-Gynecology	2066220C0	3	3
Orthopaedic Surgery	2066260C0	2	2
Pathology	2066300C0	2	2
Pediatrics	2066320C0	8	8
Psychiatry	2066400C0	7	7
General Surgery	2066440C0	6	6
Surgery-Preliminary	2066440P0	2	0

HCA Healthcare/TriStar Nashville-TN

	Code	Quota	Matched
Brentwood			
Internal Medicine	2252140C0	10	2
Psychiatry	2252400C0	8	8

HCA Healthcare/TriStar Southern Hills-TN

	Code	Quota	Matched
Nashville			
Family Medicine	2263120C0	9	3

Meharry/Metro General Hosp-TN

	Code	Quota	Matched
Nashville			
Family Medicine	1028120C0	6	6
Internal Medicine	1028140C0	14	14
Medicine-Preliminary	1028140P0	2	2

Obstetrics-Gynecology	1028220C0	3	3
Psychiatry	1028400C0	6	6

U Tennessee COM-Chattanooga

Chattanooga	Code	Quota	Matched
Emergency Medicine	1689110C0	7	7
Family Medicine	1689120C0	7	7
Internal Medicine	1689140C0	10	10
Obstetrics-Gynecology	1689220C0	4	4
Orthopaedic Surgery	1689260C0	3	3
Pediatrics	1689320C0	9	9
General Surgery	1689440C0	5	5

U Tennessee Grad SOM-Knoxville

Knoxville	Code	Quota	Matched
Anesthesiology	1839040C0	10	10
Anesthesiology	1839040R0	2	2
Family Medicine	1839120C0	9	9
Internal Medicine	1839140C0	12	12
Obstetrics-Gynecology	1839220C0	4	4
Pathology	1839300C0	3	1
Radiology-Diagnostic	1839420A0	6	6
General Surgery	1839440C0	6	6
Surgery-Preliminary	1839440P0	5	2
Transitional	1839999P0	2	2
Transitional/Radiology	1839999P2	4	4

U Tennessee Health Sci Ctr-Memphis

Memphis	Code	Quota	Matched
Anesthesiology	1844040C0	3	3
Dermatology	1844080A0	3	3
Emergency Medicine	1844110C0	8	8
Family Med/St Francis	1844120C0	5	4
Family Med/Jackson	1844120C1	12	12
Internal Medicine	1844140C0	20	20
Medicine-Preliminary	1844140P0	6	6
Med-Prelim/Neurology	1844140P1	3	3
Med-Prelim/Radiology	1844140P2	3	3
Med-Prelim/Radiation Onc	1844140P3	0	0
Med-Prelim/Dermatology	1844140P4	3	3
Neurological Surgery	1844160C0	3	3
Neurology	1844180A0	3	3
Child Neurology	1844185C0	2	1
Obstetrics-Gynecology	1844220C0	7	7
Orthopaedic Surgery	1844260C0	8	8
Otolaryngology	1844280C0	4	4
Pathology	1844300C0	2	2
Pediatrics	1844320C0	23	23
Psychiatry	1844400C0	8	8
Radiology-Diagnostic	1844420A1	3	3
Radiation Oncology	1844430A0	1	0
General Surgery	1844440C0	8	8
Surgery-Preliminary	1844440P0	5	0
Medicine-Pediatrics	1844700C0	14	14

UT Ascension St Thomas-TN

Nashville	Code	Quota	Matched
Emergency Med/Murfreesboro	1699110C0	8	8
Family Med/Murfreesboro	1699120C0	8	8
Internal Med/Midtown	1699140C0	8	8

NRMP Program Results 2022 Main Residency Match®

UT Ascension St Thomas-TN (Continued)

Med-Prelim/Midtown	1699140P0	2	2
Obstetrics-Gynecology/Midtown	1699220C0	3	3
General Surgery/West	1699440C0	3	3

Vanderbilt Univ Med Ctr-TN

Nashville	Code	Quota	Matched
Anesthesiology	1702040C0	18	18
Dermatology	1702080A0	5	5
Emergency Medicine	1702110C0	13	13
Internal Medicine	1702140C0	42	42
Int Med/ABIM Research Path	1702140C1	5	5
Medicine-Preliminary	1702140P0	5	5
Neurological Surgery	1702160C0	3	3
Neurology	1702180C0	7	7
Child Neurology	1702185C0	4	4
Child Neurology	1702185R0	1	1
Obstetrics-Gynecology	1702220C0	6	6
Orthopaedic Surgery	1702260C0	5	5
Otolaryngology	1702280C0	5	5
Pathology	1702300C0	6	6
Pathology/PSTP	1702300C1	0	0
Pediatrics	1702320C0	24	24
Phys Medicine & Rehab	1702340C0	4	4
Plastic Surgery (Integrated)	1702362C0	1	1
Psychiatry	1702400C0	5	5
Psychiatry/Child Fast Track	1702400C1	3	3
Psychiatry/Research	1702400C2	1	1
Interventional Radiology (Integ)	1702416A0	3	3
Radiology-Diagnostic	1702420A0	6	6
Radiation Oncology	1702430A0	2	2
General Surgery	1702440C0	8	8
Surgery-Preliminary	1702440P0	13	1
Surg-Prelim/Int Radiology	1702440P1	3	3
Surg-Prelim/Ophthalmology	1702440P2	5	5
Medicine-Pediatrics	1702700C0	6	6
Pediatrics-Medical Genetics	1702765C0	1	1

TEXAS

Baptist Hosps of Southeast Texas

Beaumont	Code	Quota	Matched
Internal Medicine	2312140C0	13	13

Baylor Coll Med-Houston-TX

Houston	Code	Quota	Matched
Anesthesiology	1716040A0	3	3
Anesthesiology	1716040C0	14	14
Anesthesiology	1716040R0	5	5
Dermatology	1716080A0	3	3
Emergency Medicine	1716110C0	15	15
Emergency Medicine/SACM	1716110C1	1	1
Family Med/Comm Hlth Ctr	1716120C0	8	8
Family Med/St Lukes Lufkin	1716120C6	3	3
Internal Medicine	1716140C0	48	48
Internal Medicine/Research	1716140C1	2	2
Internal Medicine/MDACC	1716140C2	5	5
Medicine-Preliminary	1716140P0	4	4
Med-Prelim/Ophthalmology	1716140P1	6	6
Med-Prelim/PM&R	1716140P2	2	2

Med-Prelim/Dermatology	1716140P3	2	2
Neurological Surgery	1716160C0	4	4
Neurology	1716180C0	10	10
Child Neurology/Neuroscience	1716185C0	2	1
Child Neurology	1716185C1	3	3
Child Neurology	1716185R0	1	1
Neurodevelopmental Disabilities	1716186C0	2	2
Obstetrics-Gynecology	1716220C0	12	12
Orthopaedic Surgery	1716260C0	6	6
Otolaryngology	1716280C0	5	5
Pathology	1716300C0	8	8
Pediatrics	1716320C0	36	36
Pediatrics/Global Health	1716320C1	5	5
Pediatrics/San Antonio	1716320C2	13	13
Peds/Scientist Development Prog	1716320C3	1	1
Peds/PC Leadership Prog	1716320C4	4	4
Phys Medicine & Rehab	1716340A0	8	8
Plastic Surgery (Integrated)	1716362C0	3	3
Psychiatry	1716400C0	12	12
Psychiatry/Research	1716400C1	1	1
Radiology-Diagnostic	1716420A0	8	8
Radiology-Diagnostic/ESIR	1716420A1	4	4
Radiation Oncology	1716430A0	2	0
General Surgery	1716440C0	4	4
General Surgery/Academic	1716440C1	4	4
General Surgery/Global	1716440C2	1	1
Surgery-Preliminary	1716440P0	17	1
Vascular Surgery	1716451C0	1	1
Thoracic Surgery	1716461C0	1	1
Medicine-Pediatrics	1716700C0	9	9
Pediatrics-Medical Genetics	1716765C0	2	2
Medicine-Medical Genetics	1716766C0	1	1

Baylor S&W All Saints Med Ctr-TX

Fort Worth	Code	Quota	Matched
Emergency Medicine	2259110C0	6	6
Internal Medicine	2259140C0	15	15
Obstetrics-Gynecology	2259220C0	6	6
Transitional	2259999P0	13	13
Transitional/PM&R	2259999P1	2	2

Baylor S&W Med Ctr-Round Rock-TX

Round Rock	Code	Quota	Matched
Family Medicine	2318120C0	6	4
Internal Medicine	2318140C0	8	6

Baylor Scott & White Med Ctr-TX

Temple	Code	Quota	Matched
Anesthesiology	1725040C0	10	10
Dermatology	1725080A0	3	3
Emergency Medicine	1725110C0	14	13
Family Medicine	1725120C0	6	6
Internal Medicine	1725140C0	22	22
Medicine-Preliminary	1725140P0	8	8
Med-Prelim/Radiology	1725140P2	4	4
Med-Prelim/Dermatology	1725140P3	1	1
Neurological Surgery	1725160C0	1	1
Neurology	1725180C0	3	3
Obstetrics-Gynecology	1725220C0	4	4
Orthopaedic Surgery	1725260C0	4	4

NRMP Program Results 2022 Main Residency Match®

Baylor Scott & White Med Ctr-TX (Continued)

Otolaryngology	1725280C0	1	1
Pathology	1725300C0	2	2
Pediatrics	1725320C0	7	6
Plastic Surgery (Integrated)	1725362C0	2	2
Psychiatry	1725400C0	5	5
Radiology-Diagnostic	1725420A0	7	7
General Surgery	1725440C0	6	6

Baylor Univ Med Ctr-Dallas-TX

Dallas	Code	Quota	Matched
Emergency Medicine	1706110C0	8	8
Family Medicine	1706120C0	4	4
Internal Medicine	1706140C0	13	13
Medicine-Preliminary	1706140P0	3	3
Obstetrics-Gynecology	1706220C0	5	5
Orthopaedic Surgery	1706260C0	3	3
Pathology	1706300C0	5	5
Phys Medicine & Rehab	1706340A0	3	3
Radiology-Diagnostic	1706420A0	2	2
Radiology-Diagnostic	1706420C0	5	5
General Surgery	1706440C0	9	9
Surgery-Preliminary	1706440P0	2	2

CHRISTUS Health-TX

Irving	Code	Quota	Matched
Emergency Medicine/Spohn	2116110C0	12	12
Family Medicine/Spohn	2116120C0	14	9
Family Med/Santa Rosa	2116120C1	10	10
Internal Medicine/GSMC	2116140C0	12	12

Conroe Reg Med Ctr-TX

Conroe	Code	Quota	Matched
Family Medicine	1502120C0	12	12

Corpus Christi Med Ctr-TX

Corpus Christi	Code	Quota	Matched
Dermatology	2110080R0	2	2
Internal Medicine	2110140C0	6	1

DeTar Healthcare System-TX

Victoria	Code	Quota	Matched
Family Medicine	1797120C0	8	8

Driscoll Childrens Hosp-TX

Corpus Christi	Code	Quota	Matched
Pediatrics	1703320C0	16	16

HCA Houston Healthcare/U Houston-TX

Houston	Code	Quota	Matched
Emergency Medicine	2211110C0	13	3
Family Medicine	2211120C0	10	1
Internal Medicine	2211140C0	25	23
Obstetrics-Gynecology	2211220C0	3	3
General Surgery	2211440C0	4	4
Transitional/West	2211999P0	13	10
Transitional/Kingwood	2211999P1	13	13

HCA Las Palmas del Sol Healthcare-TX

El Paso	Code	Quota	Matched
Internal Medicine	2188140C0	15	7
Obstetrics-Gynecology	2188220C0	6	6

Transitional 2188999P0 13 8

HCA Medical City Healthcare-TX

Dallas	Code	Quota	Matched
Dermatology/Fort Worth	2244080A0	1	1
Emergency Medicine	2244110C0	8	8
Family Medicine/Arlington	2244120C0	18	13
Family Medicine/Fort Worth	2244120C1	6	6
Internal Medicine/Arlington	2244140C0	30	10
Internal Medicine/Fort Worth	2244140C1	10	6
Internal Medicine/Weatherford	2244140C2	8	1
Med-Prelim/Weatherford	2244140P0	12	10
Ob-Gyn/Arlington	2244220C0	5	5
General Surgery/Arlington	2244440C0	7	7

John Peter Smith Hosp-TX

Fort Worth	Code	Quota	Matched
Emergency Medicine	1711110C0	15	15
Family Medicine	1711120C0	24	24
Obstetrics-Gynecology	1711220C0	4	4
Orthopaedic Surgery	1711260C0	4	4
Psychiatry	1711400C0	8	8
Transitional	1711999P1	12	12

Memorial Hermann Hosp-TX

Sugar Land	Code	Quota	Matched
Family Medicine	1785120C0	14	14

Methodist Health System Dallas-TX

Dallas	Code	Quota	Matched
Family Medicine	1707120C0	6	6
Internal Medicine	1707140C0	13	13
Obstetrics-Gynecology	1707220C0	3	3
General Surgery	1707440C0	3	3
Surgery-Preliminary	1707440P0	3	3

Methodist Hospital-Houston-TX

Houston	Code	Quota	Matched
Anesthesiology	1167040C0	6	6
Family Medicine	1167120C0	8	8
Internal Medicine	1167140C0	17	17
Neurological Surgery	1167160C0	2	2
Neurology	1167180C0	7	7
Obstetrics-Gynecology	1167220C0	5	5
Orthopaedic Surgery	1167260C0	3	3
Pathology	1167300C0	5	5
Pathology/Clinical	1167300C1	0	0
Radiology-Diagnostic	1167420A0	4	4
General Surgery	1167440C0	6	6
Surgery-Preliminary	1167440P0	1	1
Vascular Surgery	1167451C0	2	2

Presbyterian Hosp-Dallas-TX

Dallas	Code	Quota	Matched
Internal Medicine	1719140C0	6	6
Medicine-Preliminary	1719140P0	6	6

St Davids Healthcare GME-TX

Austin	Code	Quota	Matched
Obstetrics-Gynecology	2285220C0	5	5
General Surgery	2285440C0	5	5

NRMP Program Results 2022 Main Residency Match®

TIGMER-TX

San Antonio	Code	Quota	Matched
Family Medicine/San Antonio	2169120C0	8	5
Family Medicine/Laredo	2169120C1	8	3
Internal Medicine/San Antonio	2169140C0	14	14
Medicine-Primary/Laredo	2169140M0	8	5
Psychiatry	2169400C0	12	12

Texas A&M-Bryan/College Station

Bryan	Code	Quota	Matched
Family Medicine	1713120C0	10	10
Psychiatry	1713400C0	4	4

Texas Health Resources

Fort Worth	Code	Quota	Matched
Internal Med/Harris Methodist	2279140C0	10	10
Internal Medicine/HEB Denton	2279140C1	20	20
General Surgery	2279440C0	3	3

Texas Tech U Affil-Amarillo

Amarillo	Code	Quota	Matched
Family Medicine	2993120C0	3	3
Internal Medicine	2993140C0	13	13
Obstetrics-Gynecology	2993220C0	3	3
Pediatrics	2993320C0	7	7

Texas Tech U Affil-El Paso

El Paso	Code	Quota	Matched
Emergency Medicine	1710110C0	12	8
Family Medicine	1710120C0	8	4
Family Medicine/Transmountain	1710120C1	6	6
Internal Medicine	1710140C0	15	15
Internal Med/Transmountain	1710140C2	10	10
Neurology	1710180A0	3	3
Obstetrics-Gynecology	1710220C0	5	5
Pediatrics	1710320C0	15	15
Psychiatry	1710400C0	8	8
Psychiatry/Transmountain	1710400C1	4	4
Radiology-Diagnostic	1710420A0	3	3
General Surgery	1710440C0	4	4
Surgery-Preliminary	1710440P0	2	2

Texas Tech U Affil-Lubbock

Lubbock	Code	Quota	Matched
Anesthesiology	2973040C0	4	4
Anesthesiology	2973040R0	1	1
Dermatology	2973080A0	3	3
Emergency Medicine	2973110C0	8	8
Family Medicine	2973120C0	6	4
Internal Medicine	2973140C0	14	14
Medicine-Preliminary	2973140P0	2	2
Neurology	2973180C0	4	4
Obstetrics-Gynecology	2973220C0	3	3
Orthopaedic Surgery	2973260C0	4	4
Otolaryngology	2973280C0	1	1
Pediatrics	2973320C0	8	8
Psychiatry	2973400C0	4	4
Psychiatry/CAP	2973400C1	2	2
General Surgery	2973440C0	5	5
Surgery-Preliminary	2973440P0	5	2

Texas Tech U Affil-Permian Basin

Odessa	Code	Quota	Matched
Family Medicine/Odessa	3124120C0	12	12
Family Med/Rural-Ft Stockton	3124120C2	1	0
Family Med/Rural-Sweetwater	3124120C3	1	1
Family Med/Rural-Alpine	3124120C4	1	1
Family Med/Rural-Pecos	3124120C5	1	1
Family Med/Rural-Carlsbad	3124120C6	1	1
Family Med/Rural-Hobbs	3124120C7	1	1
Family Medicine/Midland	3124120C8	1	1
Internal Medicine	3124140C0	13	13
Obstetrics-Gynecology	3124220C0	4	4
Psychiatry	3124400C0	2	1

Texoma Med Ctr-TX

Denison	Code	Quota	Matched
Family Medicine	2234120C0	8	7

U Texas HSC-San Antonio

San Antonio	Code	Quota	Matched
Anesthesiology	1722040C0	16	16
Anesthesiology	1722040R0	1	1
Dermatology	1722080A0	3	3
Emergency Medicine	1722110C0	10	9
Emergency Medicine/Military	1722110C1	1	0
Family Medicine	1722120C0	14	14
Internal Medicine	1722140C0	30	30
Internal Med/Adv IM Skill	1722140C4	4	4
Medicine-Preliminary	1722140P0	3	3
Med-Prelim/Ophthalmology	1722140P4	4	4
Neurological Surgery	1722160C0	1	1
Neurology	1722180C0	7	7
Obstetrics-Gynecology	1722220C0	7	7
Orthopaedic Surgery	1722260C0	7	7
Otolaryngology	1722280C0	2	2
Pathology	1722300C0	5	5
Pediatrics	1722320C0	15	15
Phys Medicine & Rehab	1722340C0	8	8
Psychiatry	1722400C0	11	11
Interventional Radiology (Integ)	1722416A0	2	2
Radiology-Diagnostic	1722420A0	11	11
Radiology-Diagnostic	1722420R0	2	2
Radiation Oncology	1722430A0	2	1
Radiation Oncology	1722430R0	1	0
General Surgery	1722440C0	7	7
Surgery-Preliminary	1722440P0	14	14
Thoracic Surgery	1722461C0	1	1

U Texas HSC-Tyler

Tyler	Code	Quota	Matched
Family Medicine	3626120C0	8	8
Family Medicine/Rural	3626120C1	2	2
Family Medicine/Athens	3626120C2	4	4
Internal Medicine/Tyler	3626140C1	20	11
Psychiatry	3626400C0	6	6
Psychiatry/Pittsburg	3626400C1	4	4
General Surgery	3626440C0	3	3

NRMP Program Results 2022 Main Residency Match®

U Texas MD Anderson Cancer Ctr

Houston	Code	Quota	Matched
Radiation Oncology	1004430A0	6	6

U Texas Med Branch-Galveston

Galveston	Code	Quota	Matched
Anesthesiology	1714040C0	16	16
Anesthesiology	1714040R0	4	4
Dermatology	1714080A0	6	6
Dermatology	1714080R1	1	1
Family Medicine	1714120C0	12	10
Internal Medicine	1714140C0	27	27
Medicine-Preliminary	1714140P0	6	5
Med-Prelim/Ophthalmology	1714140P4	4	4
Neurological Surgery	1714160C0	2	2
Neurology	1714180C0	6	6
Obstetrics-Gynecology	1714220C0	8	8
Orthopaedic Surgery	1714260C0	5	5
Otolaryngology	1714280C0	3	3
Pathology	1714300C0	5	5
Pediatrics	1714320C0	14	14
Plastic Surgery (Integrated)	1714362C0	4	4
Psychiatry	1714400C0	7	7
Psychiatry/Child Psych	1714400C1	2	2
Interventional Radiology (Integ)	1714416A0	1	1
Radiology-Diagnostic	1714420A0	6	6
Radiation Oncology	1714430A0	1	0
Radiation Oncology	1714430R0	1	1
General Surgery	1714440C0	7	7
Surgery-Preliminary	1714440P2	3	2
Vascular Surgery	1714451C0	1	1
Medicine-Prev Med/Aerospace	1714751C0	2	2

U Texas Med Sch-Houston

Houston	Code	Quota	Matched
Anesthesiology	2923040C0	25	25
Anesthesiology/Research	2923040C1	1	1
Anesthesiology	2923040R0	1	1
Dermatology	2923080A0	7	7
Emergency Medicine	2923110C0	20	20
Family Medicine/HH/LBJ	2923120C0	12	9
Internal Medicine	2923140C0	40	40
Medicine-Preliminary	2923140P0	11	11
Med-Prelim/Radiation Onc	2923140P1	2	2
Neurological Surgery	2923160C0	3	3
Neurology	2923180C0	10	10
Child Neurology	2923185C0	3	1
Obstetrics-Gynecology	2923220C0	12	12
Orthopaedic Surgery	2923260C0	6	6
Otolaryngology	2923280C0	3	3
Pathology	2923300C0	7	7
Pediatrics	2923320C0	24	24
Phys Medicine & Rehab	2923340C0	4	4
Psychiatry	2923400C0	13	13
Psychiatry/Child Psych	2923400C1	2	2
Psychiatry/Research	2923400C2	2	2
Interventional Radiology (Integ)	2923416A0	3	3
Radiology-Diagnostic	2923420A0	10	10
General Surgery	2923440C0	6	6

Surg-Prelim/Non-designated	2923440P0	9	5
Surg-Prelim/OMFS	2923440P2	3	3
Vascular Surgery	2923451C0	1	1
Medicine-Pediatrics	2923700C0	8	8
Pediatrics-Medical Genetics	2923765C0	1	1

U Texas Rio Grande Valley

Harlingen	Code	Quota	Matched
Family Medicine/McAllen Med Ctr	1825120C0	6	6
Family Medicine/DHR-Edinburg	1825120C1	8	8
Family Medicine/Knapp	1825120C2	5	5
Internal Medicine/VBMC-Harlingen	1825140C0	5	5
Internal Medicine/DHR-Edinburg	1825140C1	16	16
Internal Medicine/Knapp	1825140C2	12	12
Ob-Gyn/DHR-Edinburg	1825220C0	4	4
Obstetrics-Gynecology/BOLD	1825220C1	1	1
Psychiatry	1825400C0	6	6
General Surgery/DHR-Edinburg	1825440C0	4	4
General Surgery/Valley Baptist MC	1825440C1	2	2
Surgery-Preliminary/DHR-Edinburg	1825440P0	4	4
Transitional	1825999P0	4	4

U Texas Southwestern Med Sch-Dallas

Dallas	Code	Quota	Matched
Anesthesiology	2835040C0	17	17
Anesthesiology	2835040R0	5	5
Dermatology	2835080A0	8	8
Emergency Medicine	2835110C0	26	26
Family Medicine	2835120C0	14	14
Internal Medicine	2835140C0	51	51
Internal Medicine/PSTP	2835140C3	4	4
Medicine-Preliminary	2835140P0	6	6
Neurological Surgery	2835160C0	3	3
Neurology	2835180C0	9	9
Child Neurology/Neuroscience	2835185C0	1	1
Child Neurology	2835185C1	4	4
Child Neurology	2835185R0	1	1
Neurodevelopmental Disabilities	2835186C0	0	0
Obstetrics-Gynecology	2835220C0	18	18
Orthopaedic Surgery	2835260C0	6	6
Otolaryngology	2835280C0	4	4
Pathology	2835300C0	9	9
Pediatrics	2835320C0	32	32
Pediatrics/PSTP2	2835320C2	1	1
Phys Medicine & Rehab	2835340A0	3	3
Phys Medicine & Rehab	2835340C0	6	6
Plastic Surgery (Integrated)	2835362C0	5	5
Psychiatry	2835400C0	11	11
Psychiatry/Research	2835400C2	2	2
Psychiatry/ChildPsych	2835400C3	3	3
Psychiatry/Rural Pub Mental Hlth	2835400C4	2	2
Interventional Radiology (Integ)	2835416A0	3	3
Radiology-Diagnostic	2835420A0	10	10
Radiology-Diag/Research	2835420A1	3	3
Radiology-Diagnostic R	2835420R0	2	2
Radiation Oncology	2835430A0	3	3
General Surgery	2835440C0	13	13
Surgery-Preliminary	2835440P0	12	12
Surg-Prelim/Rad Research	2835440P3	1	1
Vascular Surgery	2835451C0	1	1

NRMP Program Results 2022 Main Residency Match®

U Texas Southwestern Med Sch-Dallas (Continued)

Medicine-Pediatrics	2835700C0	4	4
Medicine-Psychiatry	2835715C0	2	2
Psychiatry-Neurology	2835755C0	1	1

U Texas at Austin Dell Medical School

Austin	Code	Quota	Matched
Dermatology	1793080A0	4	4
Dermatology	1793080R0	1	1
Emergency Medicine	1793110C0	8	8
Family Medicine	1793120C0	7	7
Internal Medicine	1793140C0	12	12
Internal Med/Distinction	1793140C1	5	5
Medicine-Primary	1793140M0	4	4
Medicine-Preliminary	1793140P0	5	5
Neurological Surgery	1793160C0	1	1
Neurology	1793180C0	6	6
Neurology/Ascension	1793180C1	4	4
Child Neurology	1793185C0	1	1
Child Neurology	1793185R0	1	0
Obstetrics-Gynecology	1793220C0	5	5
Orthopaedic Surgery	1793260C0	4	4
Pediatrics	1793320C0	21	21
Phys Medicine & Rehab	1793340A0	2	2
Psychiatry	1793400C0	9	9
Radiology-Diagnostic	1793420A0	4	4
Radiology-Diagnostic	1793420R0	4	4
General Surgery	1793440C0	4	4
Surgery-Preliminary	1793440P0	4	3
Transitional	1793999P0	6	6

Waco Family Medicine Institute-TX

Waco	Code	Quota	Matched
Family Medicine	1735120C0	12	12

William Beaumont Army Med Ctr-TX

El Paso	Code	Quota	Matched
Internal Medicine/El Paso VA	1717140C0	3	1
Orthopaedic Surgery	1717260C0	1	1

UTAH

Intermountain Med Ctr-UT

Murray	Code	Quota	Matched
Transitional	1729999P0	8	8

McKay-Dee Hospital Ctr-UT

Ogden	Code	Quota	Matched
Family Medicine	1736120C0	7	7

University of Utah Health

Salt Lake City	Code	Quota	Matched
Anesthesiology	1732040A0	4	4
Anesthesiology/Trans	1732040C0	5	5
Anesthesiology/IM	1732040C1	5	5
Anesthesiology	1732040R0	1	1
Dermatology	1732080A0	3	3
Dermatology/IM	1732080C0	1	1
Emergency Medicine	1732110C0	12	12
Family Medicine	1732120C0	10	8
Family Med/StARR Research	1732120C1	0	0

Internal Medicine	1732140C0	27	27
Internal Med/Research	1732140C1	2	2
Internal Med/Intl Partnership	1732140C2	4	4
Internal Med/Med-Geri Pathway	1732140C3	0	0
Internal Medicine/Research-A	1732140C4	0	0
Internal Medicine/Research-B	1732140C5	1	1
Med-Prelim/Ophthalmology	1732140P1	4	4
Neurological Surgery	1732160C0	3	3
Neurology	1732180C0	8	8
Child Neurology	1732185C0	3	3
Obstetrics-Gynecology	1732220C0	7	7
Orthopaedic Surgery	1732260C0	6	6
Otolaryngology	1732280C0	3	3
Pathology-AP/CP Comb	1732300C0	4	4
Pathology-AP/NP Comb	1732300C3	0	0
Pathology/Physician Scientist	1732300C4	1	1
Pediatrics	1732320C0	23	23
Phys Medicine & Rehab	1732340C0	7	7
Plastic Surgery (Integrated)	1732362C0	3	3
Psychiatry	1732400C0	9	9
Psychiatry/Research	1732400C1	2	2
Psychiatry/Rural Idaho Track	1732400C2	3	3
Radiology-Diagnostic	1732420A0	7	7
Radiology-Diagnostic	1732420C0	1	1
Radiation Oncology	1732430A0	2	2
General Surgery	1732440C0	6	6
Thoracic Surgery	1732461C0	1	1
Medicine-Pediatrics	1732700C0	3	3
Peds/Psych/Child Psych	1732730C0	3	3
Pediatrics-Medical Genetics	1732765C0	1	1

Utah HealthCare Inst/St Marks

Salt Lake City	Code	Quota	Matched
Family Medicine	1730120C0	4	4

Utah Valley Reg Med Ctr

Provo	Code	Quota	Matched
Family Medicine	1215120C0	8	8

VERMONT

Univ of Vermont Medical Center

Burlington	Code	Quota	Matched
Anesthesiology	1734040C0	6	6
Dermatology	1734080A0	2	2
Emergency Medicine	1734110C0	6	6
Family Medicine	1734120C0	6	6
Internal Medicine	1734140C0	12	12
Medicine-Primary	1734140M0	3	3
Medicine-Preliminary	1734140P0	1	1
Medicine-Preliminary/FAP	1734140P2	2	2
Neurological Surgery	1734160C0	1	1
Neurology	1734180C0	5	5
Obstetrics-Gynecology	1734220C0	3	3
Orthopaedic Surgery	1734260C0	3	3
Otolaryngology	1734280C0	1	1
Pathology	1734300C0	4	4
Pediatrics	1734320C0	7	7
Psychiatry	1734400C0	3	3
Combined Adult/Child Psych	1734400C1	2	2
Radiology-Diagnostic	1734420A0	6	6

NRMP Program Results 2022 Main Residency Match®

Univ of Vermont Medical Center (Continued)

General Surgery	1734440C0	4	4
Surgery-Preliminary	1734440P0	1	1

VIRGINIA

Bon Secours Health System-VA

Midlothian	Code	Quota	Matched
Family Medicine/St Francis	2530120C0	8	8
Family Medicine/Blackstone	2530120C1	2	2

Carilion Clinic-Virginia Tech Carilion SOM

Roanoke	Code	Quota	Matched
Dermatology	1748080A0	2	2
Dermatology	1748080R1	1	1
Emergency Medicine	1748110C0	12	12
Family Medicine	1748120C0	10	10
Internal Medicine	1748140C0	21	21
Medicine-Preliminary	1748140P0	3	3
Neurological Surgery	1748160C0	1	1
Neurology	1748180C0	3	3
Obstetrics-Gynecology	1748220C0	4	4
Pediatrics	1748320C0	6	2
Plastic Surgery (Integrated)	1748362C0	2	2
Psychiatry	1748400C0	8	8
General Surgery	1748440C0	5	5
Surgery-Preliminary	1748440P0	4	4

Eastern Virginia Med School

Norfolk	Code	Quota	Matched
Dermatology	2980080A0	3	3
Dermatology/Ext Funded	2980080R1	1	1
Emergency Medicine	2980110C0	10	10
Family Medicine	2980120C1	16	16
Internal Medicine	2980140C0	13	13
Internal Medicine/Geriatrics	2980140C1	1	0
Medicine-Preliminary	2980140P0	11	11
Obstetrics-Gynecology	2980220C0	5	5
Otolaryngology	2980280C0	3	3
Pediatrics	2980320C0	28	28
Phys Medicine & Rehab	2980340A0	3	3
Physl Medicine & Rehab	2980340R0	3	3
Plastic Surgery (Integrated)	2980362C0	1	1
Psychiatry	2980400C0	6	6
Radiology-Diagnostic	2980420A0	4	4
Radiology-Diagnostic	2980420R1	1	1
General Surgery	2980440C0	5	5
Vascular Surgery	2980451C0	1	1

HCA Healthcare LGH-Montgomery/VCOM-VA

Blacksburg	Code	Quota	Matched
Dermatology	2192080A0	2	2
Family Medicine	2192120C0	6	6
Internal Medicine	2192140C0	7	2
Transitional/Dermatology	2192999P0	2	2
Transitional	2192999P1	2	2

Inova Fairfax Hospital-VA

Falls Church	Code	Quota	Matched
Family Medicine	3199120C0	9	9
Internal Medicine	3199140C0	11	11

Neurological Surgery	3199160C0	1	1
Obstetrics-Gynecology	3199220C0	6	6
Pediatrics	3199320C0	13	13
General Surgery	3199440C0	7	7

Johnston Memorial Hosp-VA

Abingdon	Code	Quota	Matched
Family Medicine	2178120C0	5	1
Internal Medicine	2178140C0	7	3

LewisGale Med Ctr-VA

Salem	Code	Quota	Matched
Emergency Medicine	2129110C0	8	4
Family Medicine	2129120C0	8	0
Internal Medicine	2129140C0	20	5
Psychiatry	2129400C0	9	5
Transitional Year	2129999P0	15	3

Liberty Univ COM-VA

Lynchburg	Code	Quota	Matched
Osteo Neuromusculo Med	2204275C0	2	0

Lynchburg Fam Med Res-VA

Lynchburg	Code	Quota	Matched
Family Medicine	3065120C0	9	7

Riverside Reg Med Ctr-VA

Newport News	Code	Quota	Matched
Emergency Medicine	1739110C0	8	8
Family Medicine	1739120C0	13	13
Obstetrics-Gynecology	1739220C0	3	3
Transitional	1739999P0	12	12

Sovah Health-Danville-VA

Danville	Code	Quota	Matched
Family Medicine	2145120C0	6	6
Internal Medicine	2145140C0	10	10

University of Virginia

Charlottesville	Code	Quota	Matched
Anesthesiology	1737040A0	2	2
Anesthesiology	1737040C0	12	12
Anesthesiology	1737040R0	2	2
Dermatology	1737080A0	3	3
Dermatology	1737080R1	1	1
Emergency Medicine	1737110C0	12	12
Family Medicine	1737120C0	8	8
Internal Medicine	1737140C0	30	30
Medicine-Primary	1737140M0	3	3
Medicine-Preliminary	1737140P0	3	3
Neurological Surgery	1737160C0	3	3
Neurology	1737180C0	6	6
Child Neurology	1737185C0	1	1
Obstetrics-Gynecology	1737220C0	5	5
Orthopaedic Surgery/5 Yr	1737260C0	5	5
Otolaryngology	1737280C0	3	3
Pathology	1737300C0	6	6
Pediatrics	1737320C0	11	11
Phys Medicine & Rehab	1737340A0	2	2

NRMP Program Results 2022 Main Residency Match®

University of Virginia (Continued)

Phys Medicine & Rehab	1737340C0	2	2
Plastic Surgery (Integrated)	1737362C0	2	2
Psychiatry	1737400C0	10	10
Interventional Radiology (Integ)	1737416C0	2	2
Radiology-Diagnostic	1737420A0	8	8
Radiation Oncology	1737430A0	2	2
Radiation Oncology	1737430R0	2	2
General Surgery	1737440C0	5	5
Surgery-Preliminary	1737440P1	8	2
Thoracic Surgery	1737461C0	1	1

VCU-Shenandoah Valley-VA

Front Royal			
Family Medicine	1742120C0	5	4

Virginia Commonwealth U Hlth Sys

Richmond			
Anesthesiology	1743040C0	8	8
Anesthesiology	1743040R0	4	4
Dermatology	1743080A0	2	2
Emergency Medicine	1743110C0	12	12
Internal Medicine	1743140C0	33	33
Internal Medicine/Geriatrics	1743140C3	0	0
Medicine-Preliminary	1743140P0	5	5
Med-Prelim/Neurology	1743140P1	8	8
Med-Prelim/PM&R	1743140P2	3	3
Med-Prelim/Ophthalmology	1743140P3	4	4
Neurological Surgery	1743160C0	2	2
Neurology	1743180A0	8	8
Child Neurology	1743185C0	1	1
Obstetrics-Gynecology	1743220C0	6	6
Orthopaedic Surgery	1743260C0	5	5
Otolaryngology	1743280C0	3	3
Pathology	1743300C0	4	4
Pediatrics	1743320C0	16	16
Phys Medicine & Rehab	1743340A0	6	6
Plastic Surgery (Integrated)	1743362C0	2	2
Psychiatry	1743400C0	11	11
Psychiatry/Research Trk	1743400C1	0	0
Interventional Radiology (Integ)	1743416A0	2	2
Radiology-Diagnostic	1743420A0	7	7
Radiation Oncology	1743430A0	1	1
Radiation Oncology	1743430R0	2	2
General Surgery	1743440C0	6	6
Surgery-Preliminary	1743440P0	7	7
Medicine-Pediatrics	1743700C0	4	4
Medicine-Emergency Med	1743705C0	2	2

Wellmont Health System-VA

Big Stone Gap			
Family Medicine	2216120C0	6	4
Internal Medicine	2216140C0	9	9

WASHINGTON

Central WA Family Med

Yakima			
Family Medicine	3059120C0	9	4
Family Med/Ellensburg Rural	3059120C1	2	2

Community Health Care-WA

Tacoma			
Family Medicine	1731120C0	8	3

Elson S Floyd COM WSU-WA

Spokane			
Internal Medicine	2276140C0	12	12
Medicine-Preliminary	2276140P0	4	4

Harrison Med Ctr-WA

Bremerton			
Family Medicine	2059120C0	8	8

Kadlec Regional Med Ctr-WA

Richland			
Family Medicine	1721120C0	8	8

Kaiser Permanente Washington

Seattle			
Family Medicine/Capitol Hill	1811120C0	4	4
Family Medicine/Burien	1811120C1	2	2

Legacy Salmon Creek Med Ctr-WA

Vancouver			
Internal Medicine	2301140C0	12	12

MultiCare Good Samaritan Hosp-WA

Puyallup			
Family Medicine	1574120C0	6	6

PeaceHealth Southwest Med Ctr-WA

Vancouver			
Family Medicine	1143120C0	8	8

Providence Sacred Heart Med Ctr-WA

Spokane			
Family Medicine	1758120C0	10	10
Family Med/Rural	1758120C1	2	2
Internal Medicine	1758140C0	10	8
Phys Medicine & Rehab	1758340A0	6	6
Psychiatry	1758400C0	4	4
Transitional	1758999P0	18	18

Providence St Peter Hospital-WA

Olympia			
Family Medicine	3198120C0	7	7
Family Medicine/Chehalis	3198120C1	3	3
Family Med/Summit Pacific	3198120C2	2	2

Puyallup Tribal Health Authority-WA

Tacoma			
Family Medicine	2209120C0	4	3

Sea Mar Community Health Ctrs-WA

Seattle			
Family Medicine	1912120C0	10	9

Skagit Regional Health-WA

Mount Vernon			
Family Medicine	2159120C0	4	2
Internal Medicine	2159140C0	8	8

NRMP Program Results 2022 Main Residency Match®

St Josephs Hospital-WA

Tacoma	Code	Quota	Matched
General Surgery	2210440C0	2	2

Swedish Med Ctr-WA

Seattle	Code	Quota	Matched
Family Med/First Hill	1755120C0	6	6
Family Med/Downtown	1755120C1	3	3
Family Med/Ballard	1755120C2	2	2
Family Med/Cherry Hill	1755120C3	4	4
Family Med/SeaMar	1755120C4	2	0
Family Med/SIHB	1755120C5	2	2
Family Med/Carolyn Downs	1755120C7	2	2
Family Med/ID Clinic	1755120C8	2	2
Family Medicine/Rural	1755120C9	3	3
Obstetrics-Gynecology	1755220C0	6	6
General Surgery	1755440C0	5	5
Surgery-Preliminary	1755440P0	5	4

Tacoma Family Med-WA

Tacoma	Code	Quota	Matched
Family Medicine	3086120C0	8	8

Trios Health-WA

Kennewick	Code	Quota	Matched
Family Medicine	2167120C0	4	1
Internal Medicine	2167140C0	6	3

U Washington Affil Hosps

Seattle	Code	Quota	Matched
Anesthesiology	1918040A0	1	1
Anesthesiology/Clin Base Yr	1918040C0	24	24
Anesthesiology/Crit Care Comb	1918040C1	1	1
Anesthesiology/Bonica Scholar	1918040C2	1	1
Anesthesiology	1918040R0	1	1
Dermatology	1918080A0	4	4
Dermatology	1918080R0	1	1
Emergency Medicine	1918110C0	13	13
Family Medicine	1918120C0	6	6
Family Med/Harborview	1918120C1	2	2
Family Medicine/Chelan Rural	1918120C2	2	2
Internal Medicine	1918140C0	41	41
Medicine-Primary	1918140M0	11	11
Med-Prelim/Ophthalmology	1918140P2	5	5
Neurological Surgery	1918160C0	3	3
Neurology	1918180C0	8	8
Child Neurology	1918185C0	3	3
Obstetrics-Gynecology	1918220C0	7	7
Orthopaedic Surgery	1918260C0	8	8
Otolaryngology	1918280C0	3	3
Oto + 2 yrs research	1918280C1	1	1
Pathology-AP & CP	1918300C0	5	5
Pathology-AP only	1918300C1	1	1
Pathology-CP only	1918300C2	1	0
Pathology-AP & NP	1918300C3	1	1
Pediatrics	1918320C0	31	31
Pediatrics/Alaska	1918320C1	4	4
Pediatrics/Research	1918320C2	2	2
Pediatrics/Health Equity	1918320C3	4	4
Phys Medicine & Rehab	1918340A0	5	5

Phys Medicine & Rehab	1918340C0	3	3
Plastic Surgery (Integrated)	1918362C0	5	5
Psychiatry	1918400C0	12	12
Psychiatry/Research	1918400C4	4	4
Psychiatry/UW Montana	1918400C5	3	3
Interventional Radiology (Integ)	1918416A0	3	3
Radiology-Diagnostic	1918420A0	10	10
Radiation Oncology	1918430A0	2	2
General Surgery	1918440C0	3	3
General Surgery/Research	1918440C1	4	4
Surg-Prelim/2yr	1918440P0	3	1
Surg-Prelim/1yr	1918440P3	13	6
Vascular Surgery	1918451C0	2	2
Thoracic Surgery	1918461C0	1	1
Pediatrics-Medical Genetics	1918765C0	1	1

Valley Med Ctr-WA

Renton	Code	Quota	Matched
Family Medicine	3132120C0	8	8

Virginia Mason Med Ctr-WA

Seattle	Code	Quota	Matched
Anesthesiology	1756040A0	3	3
Anesthesiology	1756040C0	6	6
Internal Medicine	1756140C0	6	6
Medicine-Primary	1756140M0	4	4
Medicine-Preliminary	1756140P0	3	3
Radiology-Diagnostic	1756420A0	1	1
Radiology-Diagnostic	1756420C0	2	2
General Surgery	1756440C0	5	5
Surgery-Preliminary	1756440P0	6	5
Transitional	1756999P0	5	5

Yakima Valley Farm Workers Clinic-WA

Toppenish	Code	Quota	Matched
Family Medicine	2168120C0	4	1

WEST VIRGINIA

AccessHealth-WV

Beckley	Code	Quota	Matched
Family Medicine	2304120C0	4	2

Charleston Area Med Ctr-WV

Charleston	Code	Quota	Matched
Emergency Medicine	1902110C0	6	5
Family Medicine	1902120C0	2	2
Internal Medicine	1902140C0	11	11
Medicine-Preliminary	1902140P0	5	3
Obstetrics-Gynecology	1902220C0	3	3
Pediatrics	1902320C0	7	7
Psychiatry	1902400C0	4	4
General Surgery	1902440C0	4	4
Surgery-Preliminary	1902440P0	2	0
Vascular Surgery	1902451C0	1	1
Medicine-Psychiatry	1902715C0	2	2

NRMP Program Results 2022 Main Residency Match®

Greenbrier Valley Med Ctr-WV

	Code	Quota	Matched
Ronceverte			
Family Medicine	2305120C0	4	1
Osteo Neuromusculo Med	2305275C0	3	3

Marshall Community Health-WV

	Code	Quota	Matched
Huntington			
Family Medicine	2191120C0	4	3

Marshall University SOM-WV

	Code	Quota	Matched
Huntington			
Family Medicine	3066120C0	8	8
Internal Medicine	3066140C0	17	17
Medicine-Preliminary	3066140P0	9	6
Neurology	3066180C0	4	4
Obstetrics-Gynecology	3066220C0	3	3
Orthopaedic Surgery	3066260C0	3	3
Pediatrics	3066320C0	6	5
Psychiatry	3066400C0	6	6
General Surgery	3066440C0	4	4
Surgery-Preliminary	3066440P0	3	0
Medicine-Pediatrics	3066700C0	2	2

United Hospital Ctr-WV

	Code	Quota	Matched
Bridgeport			
Family Medicine	2985120C0	7	7

West Virginia University SOM

	Code	Quota	Matched
Morgantown			
Anesthesiology	1837040C0	9	9
Dermatology	1837080A0	2	2
Emergency Medicine	1837110C0	10	10
Family Medicine	1837120C0	1	1
Family Med/Harpers Ferry	1837120C1	5	2
Internal Medicine	1837140C0	22	22
Internal Med/Funded Intl	1837140C1	3	3
Internal Med/Camden Clark	1837140C2	6	6
Neurological Surgery	1837160C0	1	1
Neurology	1837180C0	8	8
Obstetrics-Gynecology	1837220C0	3	3
Orthopaedic Surgery	1837260C0	3	3
Ortho Surgery/Research	1837260C1	1	1
Otolaryngology	1837280C0	3	3
Pathology	1837300C0	3	3
Pediatrics	1837320C0	6	5
Plastic Surgery (Integrated)	1837362C0	1	1
Psychiatry	1837400C0	9	9
Psychiatry/Funded Intl	1837400C1	1	1
Radiology-Diagnostic	1837420A0	6	6
Radiation Oncology	1837430A0	1	0
General Surgery	1837440C0	5	5
Surgery-Preliminary	1837440P1	3	0
Medicine-Pediatrics	1837700C0	3	3
Transitional	1837999P0	12	12
Trans/Dermatology	1837999P2	1	1

Wheeling Hospital-WV

	Code	Quota	Matched
Wheeling			
Family Medicine	1770120C0	8	8

WISCONSIN

Aurora Health Care/ASMC-WI

	Code	Quota	Matched
Milwaukee			
Family Med/Lakeland	1787120C1	4	3
Internal Medicine	1787140C0	13	13
Obstetrics-Gynecology	1787220C0	3	3

Aurora St Lukes Medical Ctr-WI

	Code	Quota	Matched
Millwaukee			
Family Medicine	1789120C0	12	12
Interventional Radiology (Integ)	1789416C0	1	1
Radiology-Diagnostic	1789420C0	4	4
Transitional	1789999P0	9	9

Gundersen Lutheran Med Fdn-WI

	Code	Quota	Matched
La Crosse			
Family Medicine	1774120C0	6	6
Internal Medicine	1774140C0	8	8
General Surgery	1774440C0	4	4
Transitional	1774999P0	12	12

Marshfield Clinic-WI

	Code	Quota	Matched
Marshfield			
Dermatology	1780080A1	2	2
Internal Medicine	1780140C0	10	10
Pediatrics	1780320C0	6	6
General Surgery	1780440C0	3	3
Medicine-Pediatrics	1780700C0	2	2

Med Coll Wisconsin Affil Hosps

	Code	Quota	Matched
Milwaukee			
Anesthesiology	1784040C0	19	19
Anesthesiology	1784040R0	2	2
Dermatology	1784080A0	5	5
Emergency Medicine	1784110C0	12	12
Family Med/All Saints	1784120C1	6	6
Fam Med/Columbia-St Marys	1784120C2	8	8
Family Med/Fox Valley	1784120C4	7	7
Fam Med/Froedtert Menom Falls	1784120C5	6	6
Internal Medicine	1784140C0	26	26
Internal Medicine/Geriatrics	1784140C1	1	1
Int Med/Research Path	1784140C2	2	2
Medicine-Primary	1784140M0	1	1
Medicine-Preliminary	1784140P0	10	10
Neurological Surgery	1784160C0	2	2
Neurology	1784180C0	6	6
Child Neurology	1784185C0	2	2
Obstetrics-Gynecology	1784220C0	9	9
Orthopaedic Surgery	1784260C0	5	5
Otolaryngology	1784280C0	3	3
Pathology	1784300C0	4	4
Pediatrics	1784320C0	23	23
Pediatrics-Preliminary	1784320P0	1	1
Phys Medicine & Rehab	1784340A0	6	6
Plastic Surgery (Integrated)	1784362C0	2	2
Psychiatry/Milwaukee	1784400C0	8	8
Psychiatry/Northeastern WI	1784400C1	4	4
Psychiatry/Central WI	1784400C2	3	3

NRMP Program Results 2022 Main Residency Match®

Med Coll Wisconsin Affil Hosps (Continued)

Interventional Radiology (Integ)	1784416C0	2	2
Radiology-Diagnostic	1784420A0	7	7
Radiation Oncology	1784430A0	2	2
General Surgery	1784440C0	7	7
General Surgery/Rural	1784440C1	1	1
Surgery-Preliminary	1784440P0	3	1
Medicine-Pediatrics	1784700C0	6	6
Pediatrics-Anesthesiology	1784726C0	1	1
Transitional/St Joseph	1784999P0	14	14

Mercy Health System-WI

Janesville	Code	Quota	Matched
Family Medicine	3722120C0	7	6

ProHealth Waukesha Mem Hosp-WI

Waukesha	Code	Quota	Matched
Family Medicine	2280120C0	6	4

U Wisconsin Hospital and Clinics

Madison	Code	Quota	Matched
Anesthesiology	1779040A0	1	1
Anesthesiology	1779040C0	15	15
Anesthesiology	1779040R0	1	1
Dermatology	1779080A0	5	5
Dermatology	1779080R0	1	1
Emergency Medicine	1779110C0	13	13
Internal Medicine	1779140C0	29	29
Medicine-Primary	1779140M0	3	3
Med-Prelim/Radiation Onc	1779140P1	1	1
Med-Prelim/Radiology	1779140P2	2	2
Med-Prelim/Ophthalmology	1779140P3	3	3
Neurological Surgery	1779160C0	2	2
Neurology	1779180C0	5	5
Child Neurology	1779185C0	1	0
Obstetrics-Gynecology	1779220C0	6	6
Obstetrics-Gynecology/Rural	1779220C1	1	1
Orthopaedic Surgery	1779260C0	6	6
Otolaryngology	1779280C0	3	3
Pathology/AP and CP	1779300C0	6	6
Pathology/AP-only or CP-only	1779300C1	1	0
Pediatrics	1779320C0	15	15
Phys Medicine & Rehab	1779340A0	3	3
Plastic Surgery (Integrated)	1779362C0	3	3
Psychiatry	1779400C0	10	10
Interventional Radiology (Integ)	1779416A0	1	1
Radiology-Diagnostic	1779420A0	8	8
Radiation Oncology	1779430A0	1	1
General Surgery/Academic	1779440C0	6	6
General Surgery/Community	1779440C1	1	1
Surgery-Preliminary	1779440P3	6	0
Surg-Prelim/Radiology	1779440P4	1	1
Surg-Prelim/Int Radiology	1779440P5	1	1
Vascular Surgery	1779451C0	1	1

U Wisconsin SOM and Public Health

Madison	Code	Quota	Matched
Family Med/Madison	3001120C0	16	16
Family Med/Baraboo	3001120C1	2	0

WiNC GME Consortium-WI

Wausau	Code	Quota	Matched
Family Medicine/Prevea-Eau Claire	2262120C0	5	5
Family Medicine/Prevea-EC-Augusta	2262120C1	1	1
Family Medicine/Aspirus-Wausau	2262120C2	4	3
Family Med/MCW-Prevea-Green Bay	2262120C3	4	4

WYOMING

Univ of Wyoming-Casper

Casper	Code	Quota	Matched
Family Medicine	3089120C0	8	8
Family Medicine/Rural	3089120C1	1	1

Univ of Wyoming-Cheyenne

Cheyenne	Code	Quota	Matched
Family Medicine	2034120C0	6	4

