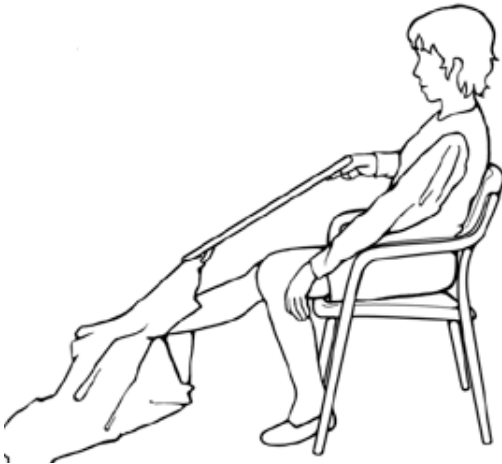
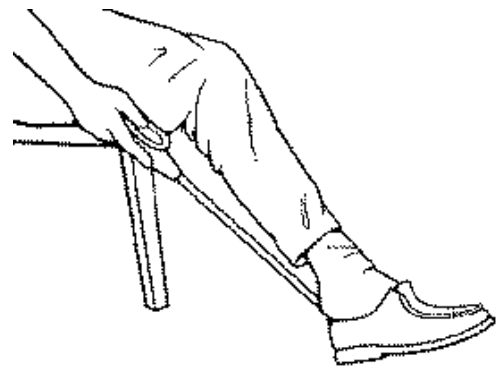


Adaptive Equipment for use after Spine Surgery

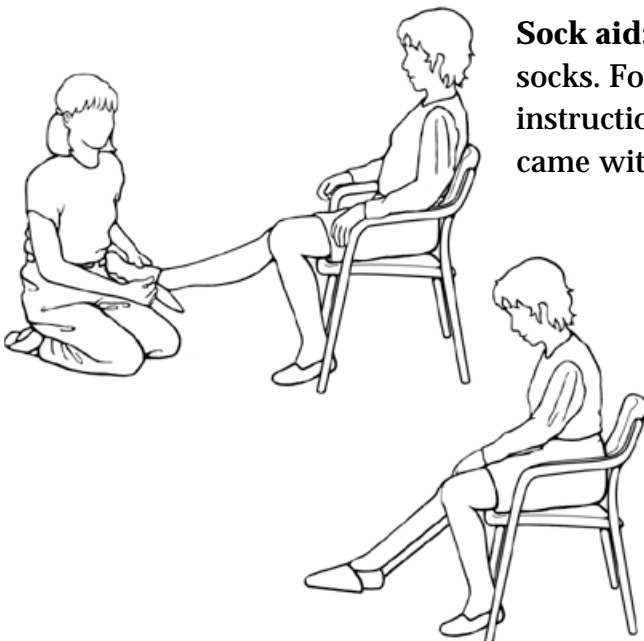
The equipment we provide is based on your unique needs and will help increase your independence with your daily living skills (ie. bathing & dressing). The equipment will be billed directly to your insurance company, though not all insurance companies pay for all equipment.



Reacher: Use to pick up objects from the floor. You can also use with dressing to put on pants or undergarments (Place waistband in "jaw" of reacher, and pull over each leg). To put pants on while in bed, use reacher to place pant leg on each leg, pull up to thighs, then log roll to pull pants to waist.



Long handled Shoe Horn: Use to put on shoes. Place in heel of shoe and slide foot in (use with elastic shoelaces).
Elastic shoelaces: Use like regular shoelaces, but leave tied at all times. Be sure to lace through hole in tongue of sneakers (available in black brown or white).



Sock aid: Use to put on socks. Follow written instructions which came with the sock aid.



Long Handled Sponge: Use to wash lower extremities and back. Your doctor will tell you when you can shower or bathe (approximately 1-2 weeks after surgery).

Other Equipment may be provided. These may include: a raised toilet seat or commode, shower bench and/or tub seat, or possibly a hospital bed. This equipment will only be provided if deemed necessary by the Patient Care team.